
Cleaning Guidelines

Getting the best from your rubber flooring

The everroll® collection of rubber flooring is very easy to clean and maintain. By following these easy guidelines, you will have a floor that remains “as new” for many years.

Important pre-installation notes for specifiers

everroll® rubber flooring does not come with a factory pre-coated finish. Therefore, provision for protection should be made to ensure no damage by, or from, construction activities or debris.

Important post-installation notes

1. Protect the floor from any foot traffic or loads until the selected adhesive has fully cured.
2. Do not wet or clean the floor until the selected Regupol adhesive has fully cured.

Important cleaning agents

1. Only use pH neutral cleaners, neutral means a pH level of 7 to 8.
2. Never use chlorinated cleaners.

Daily cleaning and maintenance

1. Vacuum daily to remove dirt and grit and keep dust to a minimum.
2. Remove spots or spillages daily using a clean damp microfibre cloth.
3. If necessary, use a damp mopping cleaning system or alternatively use a machine auto-scrubbing the floor (such as Rotowash or Duplex) using a pH neutral cleaning detergent.

Weekly/interim cleaning and maintenance

1. Use one of the following methods on a regular (or weekly) basis, depending on traffic, location and soiling.
 - a. Vacuum thoroughly to remove all dirt and grit.
 - b. Fully clean the floor using a damp mopping cleaning system or alternatively use a machine auto-scrubbing system (such as Rotowash or Duplex) using a pH neutral cleaning detergent.

Periodic cleaning for heavy soiling

If for whatever reason, the everroll® has not been regularly maintained and/or heavy soiling is present you will need to:

1. Vacuum thoroughly to remove all dirt and grit.
2. Fully clean the floor using a damp mopping cleaning system or alternatively use a machine auto-scrubbing system (such as Rotowash or Duplex) using a pH neutral cleaning detergent.
3. Wet steam vacuum floor cleaning methods may be additionally required.

Removing chewing gum

To remove chewing gum you can use a number of generic brands or alternatively use ice packs to freeze the gum and remove with a spatula.

Some important maintenance tips

1. Place protective rubber castors or felt glides under furniture. Ensure that metal chair legs are protected.
2. Use commercial quality entry mats at main entrances to trap dirt and prevent tracking.
3. Do not flood the floor as this can have an adverse effect on the adhesive system employed.
4. Do not allow metal furniture or metal bins to be in contact with the wet floor.
5. Do not apply unapproved top coatings such as waxes or sealers, if sealing is required – contact Regupol on 02 4624 0050.
6. Keep the floor free of bleaching agents, harmful chemicals, alkaline substances, oil based cleaners, thinners and solvents.
7. Use neutral cleaners, neutral means a pH level of 7 to 8.
8. Rotowash or Duplex cylindrical contra rotation brush machines are ideal for cleaning everroll rubber flooring.
 - a. Rotowash – www.rotowash.net – Phone – 08 9458 4426
 - b. Duplex – www.duplexcleaning.com.au – Phone – 1800 622 770
9. Use a good quality vacuum with a high air flow power head with a rotating cylindrical brush.

Notice:

Regupol (Australia) Pty Limited reserves the right to update this document at any time and without prior notice. This document is current at the time of printing. For the latest version please contact our office on 02 4624 0050.

Getting the best from your everroll® rubber flooring

The everroll® collection of rubber flooring is very easy to clean and maintain. By following these simple guidelines, you will have a floor that remains “as new” for many years.



CLEANING MACHINES

AUSTRALIA WIDE
PHONE 1800 622 770
www.duplexcleaning.com.au



DAILY

1. Vacuum daily to remove the bulk of dirt, grit and dust.
2. Remove spots, soil and spillages daily using a clean mop.




WEEKLY / INTERIM

On a regular (or weekly) basis, depending on location and soiling.

Vacuum thoroughly to remove all dirt and grit.


Clean your everroll® flooring in laps with the Duplex floor scrubber. For the most efficient clean, walk laps along the longest length of the room and away from the power source.



PERIODIC/ HEAVY SOILING

If for whatever reason, the everroll® has not been regularly maintained and/or heavy soiling is present, you will need to:

Pull the trigger on the Duplex floor scrubber several times to release water onto the stain. Immediately pick up the water residue with the machines mop function.




OUTDOOR CLEANING

1. Sweep or vacuum to remove dirt and grit.
2. Then clean as per daily or weekly procedure.
3. Pressure wash with no more than 1200 psi maximum.

REMOVING CHEWING GUM

1. To remove chewing gum you can use ice packs to freeze the gum and remove with a spatula.
2. Use the Duplex Chewing Gum Removal Tool. Simply turn on the steam cleaner, release the solution onto the gum. With one motion apply steam and remove the gum residue.



SOME IMPORTANT MAINTENANCE TIPS

1. Place protective rubber castors or felt glides under furniture. Ensure that metal chair legs are protected.
2. Use commercial quality entry mats at main entrances to trap dirt and prevent tracking.
3. Do not flood the floor as this can have an adverse effect on the adhesive system employed.
4. Do not allow metal furniture or metal bins to be in contact with the wet floor.
5. Do not apply unapproved top coatings such as waxes or sealers, if sealing is required - contact Regupol on 02 4624 0050.
6. Keep the floor free of bleaching agents, harmful chemicals, alkaline substances, oil based cleaners, thinners and solvents.
7. Use neutral cleaners, neutral means a pH level of 7 to 8.
8. Use lint free sponge mops and floor scrubbers - available from Duplex Cleaning Machines in all states 1800 622 770.
9. Duplex cylindrical contra rotation brush machines are ideal for cleaning everroll® rubber flooring.
10. Use a good quality vacuum with high air flow power head with a rotating cylindrical brush.

online everroll® maintenance information and videos at
www.duplexcleaning.com.au/regupol