

Modular Wall
systems™

New Boundaries

The industry leader in cost effective, stylish acoustic and boundary walls that enhance the look and value of your property

34



fast installation, quality finish, precision engineering

The Modular Wall System

Add value to your home with our light weight wall system that replicates the look of a rendered masonry wall, without the cost and hassle.

Perfect for boundary walls, grand front fences or feature walls, choose the style that best suits your home. From our all purpose, all conquering Traditional wall, to the larger Estate profile or our refined Contemporary wall option.

As the original Modular Walling System we have the right blend of flexible solutions to match the architectural integrity of your home.

Cost Effective

With considerable time and cost savings over a comparable brick wall and with minimal site disturbance during construction a Modular Wall is more than just an economical decision. Great for sites that would normally be inaccessible to masonry walls. By using this unique walling system you eliminate the need for

- bricklayers
- earth moving equipment
- renderers
- mess during construction
- expensive strip footings

Reduce Neighbourhood & Road Noise

The Modular Wall System has been National Acoustic Laboratory tested and rated. On average you can expect up to a fourfold audible reduction in traffic noise. Keeping both the traffic and the neighbours at bay.

Private & Secure

Whether your screening off a section of your garden or a freeway, its solid, high impact resistant construction with standard heights from 900mm up to 3000mm, creates both a visual screen whilst allowing you to make the most of your land. Experience the security of a masonry wall at a fraction of the price.

Versatile

Perfect for boundaries as well as low front walls, the Modular Wall System allows you to choose your own tailored finish from a simple acrylic paint to a Tuscan style render. This means that neighbours on both sides of the boundary can choose both a colour and finish that suits them, eliminating disputes.

Whatever the style of your home, be it Federation, ultra modern or anything in between there is a style and finish to suit.

Why not enhance your wall with other materials such as aluminium or timber grain slats, pickets or wrought iron to add a truly individual look. Add a stone cladding feature, lighting effects, audio or security systems. All walls are internally recessed to accept wiring for a number of services.

Strong & Durable

Composite panel technology provides a super strong yet light weight wall that will continue to look great year after year, virtually maintenance free. It will not rot and is termite resistant, the wall displays amazing rigidity in any situation. The unique post design allows for any future ground movement without adversely affecting the walls integrity meaning it will not crack like other masonry wall materials.

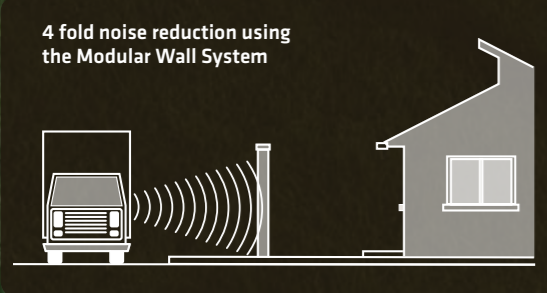
We are 100% Australian designed & manufactured

Estate Wall
1800mm high wall with flush panel and post capping. Also includes aluminium slat gate and integrated lighting and letterbox

Peace and quiet



The Modular Wall System has been specifically designed to insulate sound and mitigate noise, this is achieved with our composite wall construction. On average you can expect a 20+ dB reduction in audible noise. This makes the Modular Wall System the perfect choice if you live against a busy road or train line transforming your home into a peaceful oasis. The Modular Wall System has been National Acoustic laboratory tested and rated. The results are available for download from our website.



Estate Wall
1800mm high wall with a flush wall capping and standard post caps

DIY or Factory Installed

The initial concept of Modular Walls was to make life easier for you, the home handyman, landscaper or builder whilst also saving you money compared to masonry walls.

Why should you have the hassle of dealing with bricklayers when you can build in one day what it would take them a week to complete?

We have always considered the DIY customer extremely important and since the very beginning, Modular Wall Systems provides detailed installation guides, videos and technical support.

In all these years and with over 4000 walls completed we have never had a DIY wall failure. That's testament to both the quality precision of the manufacturing and the simplicity in design and construction.

Why not get one of our professional Installers to install it for you? Modular Wall Systems are thrilled to provide the largest boundary wall, feature wall and front wall building network Australia wide. All supported by precise installation guides and rock solid pre and post sales head office support.

No bricklayers,
No strip footings,
No hassle



Before



After
a stunning transformation from one of our proud Victorian DIY clients

Our Range

Contemporary Wall

Our most cost effective wall

Its most common applications are for boundary walls, screening or privacy walls and feature walls. We have some beautiful examples of taller front walls too.

For sizes and heights of the Contemporary Wall please refer to the Technical information page in this brochure.

- Offers great noise reduction qualities
- Ideal for those tight spaces
- A near flush finish across post and panel profiles.
- Add lighting, gates or electrical cabling as desired.



Contemporary Wall
1800mm high wall with post mounted lighting. Standard wall panel and post capping



Contemporary Wall
1800mm high wall with a standard post and panel capping



Contemporary Wall
1800mm high wall with infill features and panel mounted letterbox

Traditional Wall

Our most popular wall

A Traditional wall is designed to closely mirror the dimensions of a single brick wall with piers. It is our most popular wall style as it is so versatile; Decorative in its own right to make a statement along front walls and fences but also ideal for boundary walls, feature walls, privacy walls and acoustically rated as a sound barrier.

For sizes and heights of the Traditional Wall please refer to the Technical information page in this brochure.

- Offers great noise reduction qualities
- Ideal for those tight spaces
- Easily mount a letter box into the post
- Add lighting, gates or electrical cabling as desired.
- Rated for all wind regions in Australia. Specific installation instructions will be supplied for cyclonic regions.



Traditional Wall
1800mm high wall with standard post and panel. Combination of Panel/Infill gates



Traditional Wall
1800mm high wall with flush panel and post capping. Post mounted lighting and stone feature



Traditional Wall
1800mm high wall with standard panel and post capping. Panel mounted letterboxes and slatted gates

Customise

Estate Wall

Make a statement with our Premium wall

An Estate wall is designed to closely mirror the dimensions of a brick wall with large piers. It's our premium option and ideal for decorative front walls that make a grand statement.

It easily suits boundary walls, acoustic walls and security perimeters. Acoustically tested and rated as a sound barrier.

For sizes and heights of the Estate Wall please refer to the Technical information page in this brochure.

- Ideal for noise reduction
- Easily mount a letter box into the post
- Add lighting and gates for secure boundaries
- Add decorative slat infills if desired. Great in front wall design
- Rated for all wind regions in Australia. Specific installation instructions will be supplied for cyclonic regions.



Estate Wall
2700mm high wall, flush panel and standard post capping with double panel gates



Estate Wall
1800mm high wall with a standard post and panel



Estate Wall
1200mm high wall with 600mm infills. Sliding gate, pedestrian gate and letterbox

For those that want a little more, we have some great additions to help you achieve your renovation goals. Here's what's possible.

- Pedestrian gates, solid panel or slated with powder coated or timber grain finish,
- Vehicle sliding Gates, solid panel or slated with powder coated or timber grain finish
- Paint, texture paint or acrylic render finish to your exacting requirements.
- Install owner supplied wiring for lights or data.
- Coordinate landscapers for stack stone cladding finish
- Free expert step by step instructions and straightforward installation videos
- Weekend phone support, if required.

All these optional extras will help you complete the total project with the individual support you crave. These additions are available immediately or can be added to an existing order at any time.



Estate Wall
1500mm wall, 900mm panel, 600mm custom infills, Panel mounted letterbox and post mounted lighting



Estate Wall
1200mm wall, 600mm panel, 600mm infills with standard panel and post capping. Post mounted letterbox and lighting

as seen on

Better Homes and Gardens.



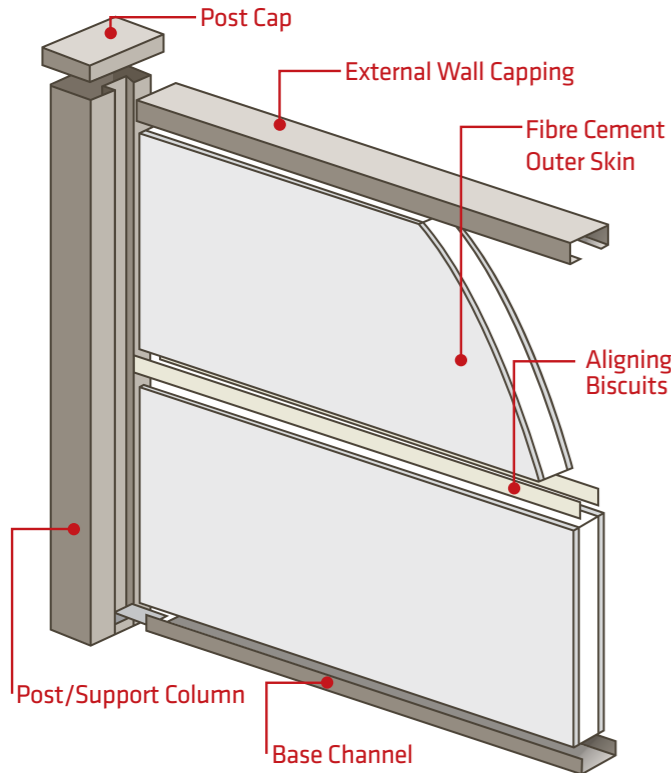
Estate Wall
Decorative post and wall capping



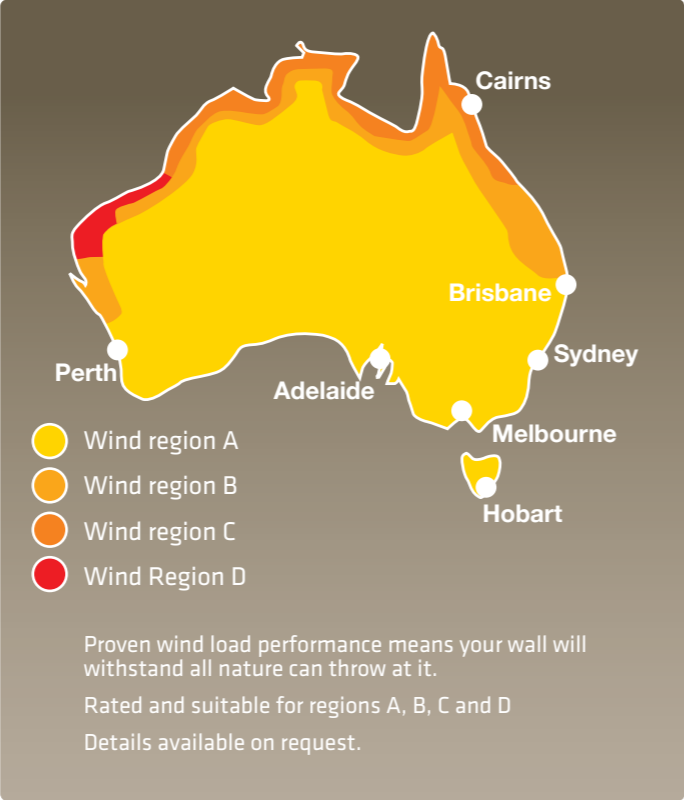
Traditional Wall
1.8m high wall with feature lighting in post

Technical Information

Typical Wall Construction



Wind Regions




Contemporary Wall




Available heights from 900mm – 2100mm
 Contemporary walls have an overall panel thickness of 40mm and a 90mm top wall capping. Posts measure 150 (face) x 100mm (depth). Each standard panel has an effective coverage of 2.5 or 2.8 meters, post centre to post centre.

Traditional Wall



Available heights from 900mm – 3000mm
 Traditional walls have an overall panel thickness of 75mm and a 120mm top wall capping. Posts measure 250mm (face) x 150 mm (depth) and designed around a rendered brick in width. Each standard panel has an effective coverage of 2.6, 2.9 or 3.2 meters, post centre to post centre.

Estate Wall



Available heights from 900mm – 3000mm
 Estate walls have an overall panel thickness of 75mm and a 120mm top wall capping. Posts measure 350 (face) x 235 mm (depth). Each standard panel has an effective coverage of 2.7, 3.0 or 3.3 meters, post centre to post centre.

About us

The MWS group has been in the composite panel business for over 25 years. Projects such as the Melbourne Tennis Centre completed in 1987 are testament to the longevity of the technology.

In 2004 Nicholas Holden combined the well known attributes of sandwich panel construction (lightness and strength) with a free-standing wall system and the Modular Wall was developed.

The company has since supplied thousands of walls all over Australia and New Zealand Modular Wall Systems have proven to be an integral asset to our Partners in recent years, some of our Commercial and Civil clients include, Main Roads WA, BHP Billiton, Coles, Myer, McDonalds Australia, KFC, Delfin Lend Lease, McConnell Dowell, Leighton Holdings, Hansen Yunken, Energy Australia, Sydney Desalination Commission, RTA NSW, Reed Construction, AGL, Xstrata, Leicon and Main Roads QLD.

All of our manufacturing is under the one roof. We are manufacturers in the true sense of the word, we can control and pride ourselves on our precision, speed of dispatch and we'll go above and beyond the call of duty to find a solution to any problem.

Not only have we changed the way residential walls are built our commercial acoustic walls are also setting new benchmarks for noise solutions that benefit the greater community. Modular Wall Systems have truly provided a revolutionary way to build stylish, effective walls for less.

SA Aquatic & Leisure Centre

Security and Perimeter wall providing highly architectural bespoke design using our innovative products for a low cost solution.



4000 success stories and counting...



1300 556 957

FACTORY BACKED PRODUCT WARRANTY



Modular Wall
systems

www.modularwalls.com.au