

*Glass door solutions for the modern space*



Glass Sliding and Folding Solutions

2008

# Glass Sliding and Folding Solutions

## Projects



**Sydney Hilton Hotel**  
Sydney, New South Wales



**Q1 Resort and Spa**  
Surfers Paradise, Queensland



**Office Interior**



**Retail**

## Architectural Hardware

Häfele Architectural Hardware can be found in many prestigious and distinctive buildings throughout Australia and is fast becoming one of the leading Australian architectural hardware brands.

Our reputation for providing integrated solutions that meet the designed building function continues to bring us into contact with new projects and clients daily, and we work hard to develop our relationships with our valued existing partners.

Our specialist Architectural Hardware product development team has years of experience and is supported by a nationwide team of Architectural Sales Representatives. Our Architectural team can offer you:

- A comprehensive free door scheduling service
- Consultation and quotation service for sliding, folding and stacking door solutions
- Technical advice and specification assistance.
- Product presentations tailored to your specific needs at one of our well-equipped Design Centres or at your own office.

Häfele has proven in all types of construction projects – hotels and resorts, commercial buildings, office fitouts, retail stores and malls, residential developments, leisure complexes, educational establishments, hospitals, factories and more.



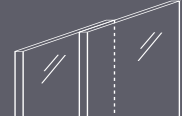
**Residential**





# Contents

*Sliding*



2 - 7

*Folding*



8 - 9

*Operable*



10 - 13

*Automated*



14 - 15



## HAWA Junior 40 - 160/GP



Discreet and elegant top suspensions are the stand out feature of HAWA Junior 40 - 160/GP. The top end is characterised by a low installation height, whilst down below rattle-proof floor guides prevent any undesirable rattling noise.

Weight capacity: 40 - 160 kg  
Glass Thickness: 8 - 12 mm

### HAWA Toplock



### Cover Caps



### Side-Fix Angle Profile



## HAWA Junior 40 – 80/GL


Sliding



The appeal of HAWA Junior 40 – 80/GL lies in its blend of traditional HAWA expertise in sliding engineering and modern design. The linear styling also contains clever design as the glass suspension elements along the top edge disappear behind a sleek continuous cover. With cover plates, top tracks and optional wall mounting profiles available in a choice of finishes, this system will fit into any setting.

Weight capacity: 40 – 80 kg  
 Glass Thickness: 8 – 10 mm

## EKU Porta 40 - 100



The extensive EKU Porta range has a solution for most applications. Providing a selection of different and innovative designs and almost limitless installation options, EKU Porta proves to be an extremely flexible glass sliding door system.

Weight capacity: 40 – 100 kg  
Glass Thickness: 6 – 12 mm





HAWA Puro offers fascinating aesthetic appeal with all components cleverly concealed in the top track. With a high degree of safety thanks to form fitting stable connections between hardware and glass, the high quality ball bearing technology allows for outstanding sliding and enhanced durability. Ideal for use as room divider.

Weight capacity: 100 or 150 kg  
 Glass Thickness: 8 – 12 mm



## StarTec ST-535



The square and angular design of the ST 535 provides a striking modern look on a frameless sliding glass door.

Weight capacity: 100 kg  
Glass Thickness: 10 – 12 mm

## StarTec ST-120



The filigree construction of ST-120 makes it quite interesting for smaller rooms and passages. Whether as a glass sliding door in front of passages in glass walls or replacing a swing door, its attractive appearance is substantial.

Weight capacity: 100 kg  
Glass Thickness: 6 – 10 mm





## EKU Divido 80 - 100

Sliding



EKU Divido opens up new possibilities for dividing office or living spaces, combining the elegant design of slim profiles with practical function. Fittings are cleverly concealed for maximum visual appeal.

Weight capacity: 80 – 100 kg  
Glass Thickness: 6 – 10 mm

## HAWA Ordena 70



HAWA Ordena features a 'fit anywhere' design for walk in wardrobes. Its continuous top track is also ideal for flexible room dividers in residential and office settings. Timber and glass panels may be combined

Weight capacity: 70 kg  
Glass Thickness: 8 – 10 mm

## HAWA Variofold 80/GV



HAWA Variofold 80/GV is a high quality system for glass folding wall installations with an even number of panels. It is ideal for partitioning rooms up to six metres wide as individually and transparently as required.

The hardware stacks up to six door panels and a pivot access door may also be installed on the opposite side of the opening to the folding stack. As an added feature there are no visible mechanical parts to interfere with the design of the room, everything is built into the glass suspension profile.

Weight capacity: 80 kg  
Glass Thickness: 10 – 15 mm

## HAWA Centerfold 80/GV



Folding

HAWA Centerfold 80/GV is a high quality hardware system for all glass concertina walls used to partition rooms up to six metres wide and still provide an uninterrupted view.

The special feature is the suspension point at the centre of the panel. You can install up to 6 panels without floor guide channels.

Weight capacity: 80 kg  
Glass Thickness: 10 – 15 mm



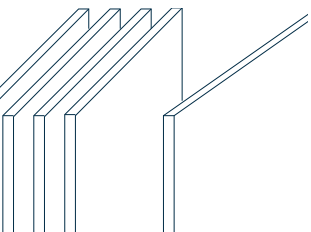
## HAWA Aperto 60/GL



HAWA Aperto 60/GL slides and stacks up to 9 Panels into the tiniest of spaces, either in parallel or 90° to the sliding axis.

The clean flush lines of its slimline glass suspension profile is what makes this system appealing for light duty applications.

Weight capacity: 60 kg  
Glass Thickness: 8 – 10 mm





## HAWA Variotec 150/GV



HAWA Variotec 150/GV is the ideal operable wall solution for installations that require enhanced security and durability.

The leader in sliding and cornering technology among all operable wall systems, the modular Variotec track system follows your blueprint around every twist and bend.

Slide/pivot doors and slide/swing doors can be integrated at any desired point with parallel or 90° parking areas for panel storage.

Weight capacity: 150 kg  
Glass Thickness: 10 – 15 mm

## HAWA Variotec 150/GR



With all the same impressive features as the HAWA Variotec 150/GV. The GR framed version offers enhanced weather sealing and security with its attractive yet unobtrusive full aluminium frame

Weight capacity: 150 kg  
Glass Thickness: 10 – 15 mm

Operable

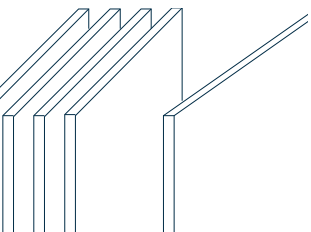
## HAWA Cornertec 150/GV



HAWA Cornertec 150/GV offers visual qualities for your glass installation like no other operable wall system.

It dispenses with a full width suspension profile. All you need are small, unobtrusive corner suspensions, tucked away invisibly beneath an elegant cover plate which gives you great flexibility in design options.

Weight capacity: 150 kg  
Glass Thickness: 8 – 12 mm



## HAWA Shopfront 400/G



Operable

HAWA Shopfront 400/G is the popular and professional solution for heavy-duty glass operable walls. Installed in thousands of sites all over the world, this system has the necessary quality and load-bearing capability to move doors up to 400 kg.

Despite its heavy duty capacity, the panels can be easily moved with little effort thanks to HAWA's unique sliding technology. A pivot door, either close to the parking area or on the opposite side, is no problem with this versatile system.

Weight capacity: 400 kg  
Glass Thickness: 10 – 19 mm



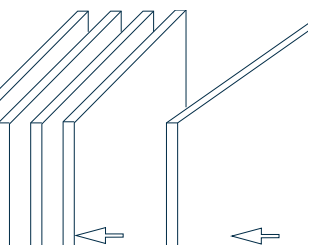
## HAWA-matic 150/GA



HAWA-matic 150/GA offers the ultimate in comfort and convenience for moving glass walls. This fully automatic operable wall system allows maximum ease of operation while occupying the bare minimum space.

The sophisticated engineering that makes it all happen is highly apparent, yet invisible. All drive components are integrated out of sight within the suspension profiles.

Weight capacity: 150 kg  
Glass Thickness: 10 – 15 mm





## HAWA-Motus 150/GV-matic



This completely new HAWA design for automatic hardware moves operable glass walls gently and quietly in high-quality top tracks. Its intelligent menu control sets new standards in user-friendliness with regard to both start-up and daily operation.

The technical components are invisibly integrated into the top tracks, so all the eye can see is an attractive glass suspension profile that emphasises the transparency of your glass system instead of detracting from it.

Weight capacity: 150 kg  
Glass Thickness: 10 – 15 mm

Automated

Design Centres

# Design Centres



## Experiencing is Believing

There is nothing better than the real thing to convey the true quality and finish of our products.

Bringing the catalogues to life is one of the main reasons why we have created Häfele Design Centres, at convenient locations across Australia. Each Design Centre is equipped with an extensive range of displays attuned to their local market, so you can see and experience the quality first hand.

A diverse range of innovative products offer hardware solutions designed to improve the functionality of residential, commercial, retail and hospitality projects.

We invite you to visit your nearest Häfele Design Centre, where our experienced architectural consultants can assist you with selection and specification of the right product for your next building project or furniture design.



# Timber



## Timber Sliding and Folding Hardware

If glass doors do not suit your design, timber is the answer. Especially when you install them with HAWA sliding hardware. HAWA has an off-the-shelf solution for virtually every application, whether you want light weight sliding doors, room dividers, or sliding walls that park away in the furthest corner of a room.

## Sliding and Folding Shutters

Folding/sliding and sliding shutters are an old idea that has come back into contemporary architectural vogue. HAWA was among those who has influenced the trend from the start, producing an up-to-the-minute range of high quality hardware that can be used to easily realise practically any sliding shutter concept, using either manual operation or automatic control.



---

## HÄFELE AUSTRALIA PTY. LTD.

### STATE OFFICES

**Victoria** - Head Office - 8 Monterey Road,  
(P.O. Box 1066) Dandenong VIC 3175  
Telephone: (03) 9212 2000  
Telefax: (03) 9212 2001  
E-mail: [info@hafele.com.au](mailto:info@hafele.com.au)

### New South Wales

10 Forsyth Close, Wetherill Park NSW 2164  
Telephone: (02) 8788 2200  
Telefax: (02) 8788 2201  
E-mail: [nsw@hafele.com.au](mailto:nsw@hafele.com.au)

### Queensland

12 Selhurst Street, Coopers Plains QLD 4108  
Telephone: (07) 3344 1533  
Telefax: (07) 3344 1770  
E-mail: [qld@hafele.com.au](mailto:qld@hafele.com.au)

### Western Australia/N.T

29-33 Juna Drive, Malaga WA 6090  
Telephone: (08) 9249 3833  
Telefax: (08) 9249 3328  
E-mail: [wa@hafele.com.au](mailto:wa@hafele.com.au)

### South Australia

21 Chesser Street, Adelaide SA 5000  
Telephone: (08) 8232 9933  
Telefax: (08) 8232 9977  
E-mail: [sa@hafele.com.au](mailto:sa@hafele.com.au)

### Australian Capital Territory

Unit 12, 71 Leichhardt Street, Kingston ACT 2604  
Telephone: 1800 806 307  
Telefax: (02) 6295 9211  
E-mail: [act@hafele.com.au](mailto:act@hafele.com.au)

### Tasmania

262 York Street, Launceston TAS 7250  
Telephone: (03) 6331 7106  
Telefax: (03) 6334 6414  
E-mail: [tas@hafele.com.au](mailto:tas@hafele.com.au)

**Freecall 1800 806 307 for all  
customers in country regions  
and ACT**

### DESIGN CENTRES

#### Melbourne Design Centre

Lvl 1, 75-77 Flinders Lane, Melbourne VIC 3000  
Telephone: (03) 9212 2000  
Telefax: (03) 9652 3701  
E-mail: [info@hafele.com.au](mailto:info@hafele.com.au)

#### Sydney Design Centre

17-19 Pyrmont Bridge Road, Pyrmont NSW 2009  
Telephone: (02) 8788 2200  
Telefax: (02) 9692 0711  
E-mail: [nsw@hafele.com.au](mailto:nsw@hafele.com.au)

#### Newcastle Design Centre

Unit 1, 47 Bolton Street, Newcastle NSW 2300  
Telephone: (02) 8788 2200  
Telefax: (02) 4921 0901  
E-mail: [nsw@hafele.com.au](mailto:nsw@hafele.com.au)

#### Brisbane Design Centre

1 Breakfast Creek Road, Newstead QLD 4006  
Telephone: (07) 3344 1533  
Telefax: (07) 3253 3701  
E-mail: [qld@hafele.com.au](mailto:qld@hafele.com.au)

#### Hobart Design Centre

309 Liverpool Street, Hobart TAS 7000  
Telephone: (03) 6331 7106  
Telefax: (03) 6334 6414  
E-mail: [tas@hafele.com.au](mailto:tas@hafele.com.au)