

DRIFTWOOD

The Rustic Timber Lining

Weathered effect timber slatted panels for ceiling and walls



Create real atmosphere • Realistic driftwood appearance • Acoustic absorption • Australian made

SUPAWOOD.COM.AU

SUPAWOOD
ARCHITECTURAL LINING SYSTEMS




What is DRIFTWOOD Rustic Timber?




Knots



Pinholes



Deep grooves and cracks



The weathered grain of wood

Driftwood Rustic Timber is a weathered effect timber slat created by hand etching and coating of a specific grade and species of hardwood timber. This makes every slat used unique.

It is the interaction between the natural characteristics and features, particularly the varying grain densities of the specific hardwood selected. The etching process synthesizes the effect of wood that has been subjected to the washing of ocean waves and sand. The end result is varying exceptional effects which cannot be conveyed in any single sample.

Characteristics that form the natural beauty of Driftwood Rustic Timber include knots, pinholes, deep grooves and cracks, and the weathered grain of the wood. All these features vary in intensity and frequency from slat to slat as illustrated on the left. These are not defects but the inherent quality found in the wood used to create the slats.

Key features:

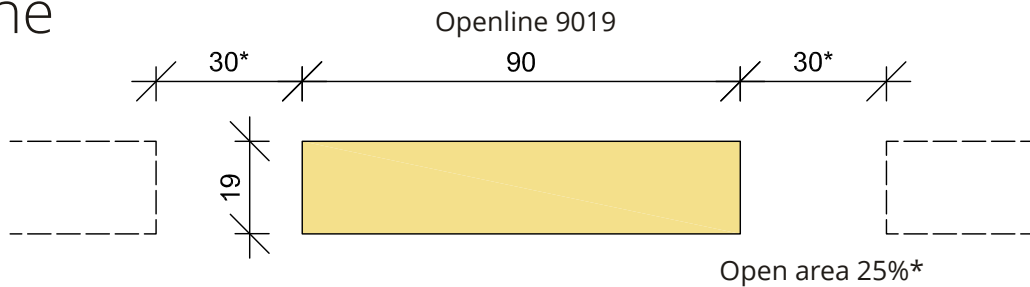
- > Each slat is unique.
- > Achieve unique aesthetic atmospheres.
- > Simulates the characteristics of aged wood.
- > Acoustic options available.
- > Easy to specify, shop drawings, on-site quality control.
- > Modular fully accessible and also Customised options.
- > All timber is certified from sustainable sources.
- > Adds Biophilic benefits to a space.



Fixing Options

DRIFTWOOD is available in several fixing options:

Openline



Note: Use Timber Framing at max. 450mm centres.

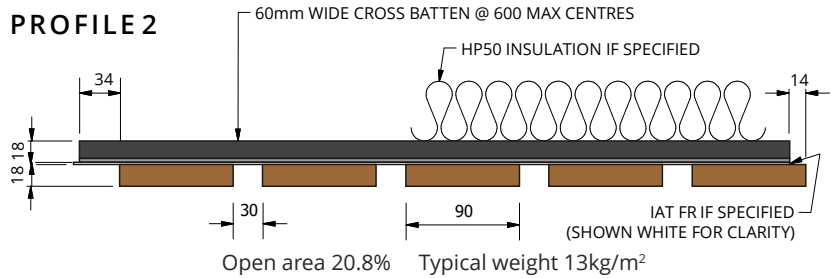
When Installed with HP50 bulk insulation and an open area >20% a NRC of 0.5 or more will be achieved. Higher performance can be achieved with a higher open area, XHP insulation and/or additional IAT.

Slats are supplied in random lengths. Set lengths of 2400 and 3000 are also available.

* TYPICAL ONLY. THIS CAN BE VARIED AS REQUIRED

SUPATILE SLAT

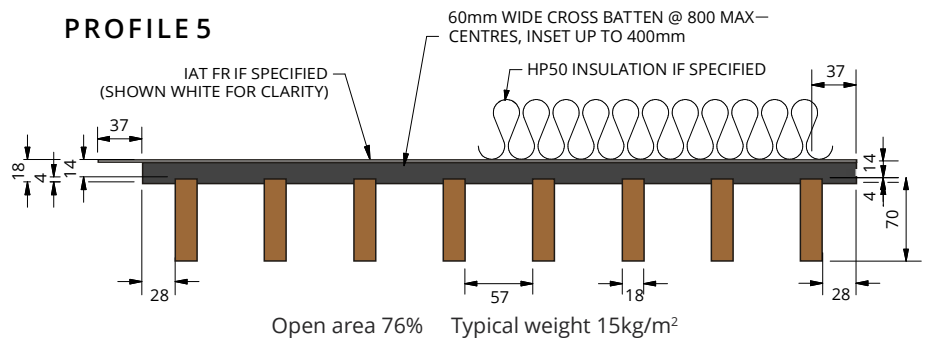
Fully accessible ceiling tiles.
For full information see our [Supatile Slat brochure... click here](#)




SUPASLAT

Modular preassembled design flexibleslat panels for walls and ceilings.

For full information see our [Supaslat brochure... click here](#)





Colours



Driftwood White




Driftwood Black



Driftwood Clear Vic Ash




Driftwood Whitewashed



Driftwood Blackwashed

*Colours shown in these swatches are a guide only and actual will vary from panel to panel.
DRIFTWOOD finishes natural products and there will be variations between slats.*



Example of colour variation in Driftwood Whitewashed





Global technology and know-how.
Local manufacturing and support.

SUPAWOOD are market-leading experts in lining and paneling systems. Contact us and find out how we can help bring your next project to exciting, vivid life.



Click here to Download
our SUPASLAT Design
and Detailing Manual

SUPAWOOD
ARCHITECTURAL LINING SYSTEMS

SUPAWOOD HEAD OFFICE

Australasian Support & Manufacturing
Aus: +61 1800 002 123
NZ: +64 (0) 9887 3234
info@supawood.com.au

SUPAWOOD UK

UK & EU Support & Manufacturing
+44 (0) 3307 00 00 30
sales@supawood.co.uk

SUPAWOOD.COM.AU

As **adaptable** as your *imagination* ...