



ProGlide

High Performance Sliding Door

FLOOR TO CEILING DESIGNS
FOR MODERN LIVING.

1300 ALSPEC (257732)
alspec.com.au

alspec
ALUMINIUM SYSTEMS
SPECIALISTS

Alspec's High Performance Sliding Door

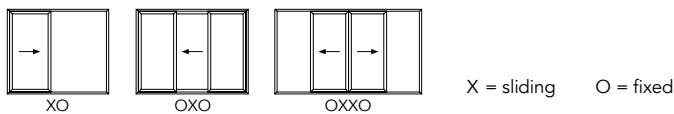
The ProGlide™ range from Alspec has been designed with Australia's unique architecture and climate in mind. The door allows architects and designers the freedom to achieve large expansive openings without the need to compromise on performance or aesthetics.

Specifying Alspec's ProGlide™ range ensures the client receives a solid, durable high performance product.

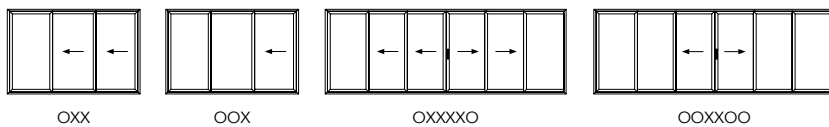
Designed by an Australian company to meet the extremes of the Australian environment, the Alspec ProGlide™ range is the first choice amongst architects, builders, home owners and fabricators when performance and quality matter.

Typical Configurations

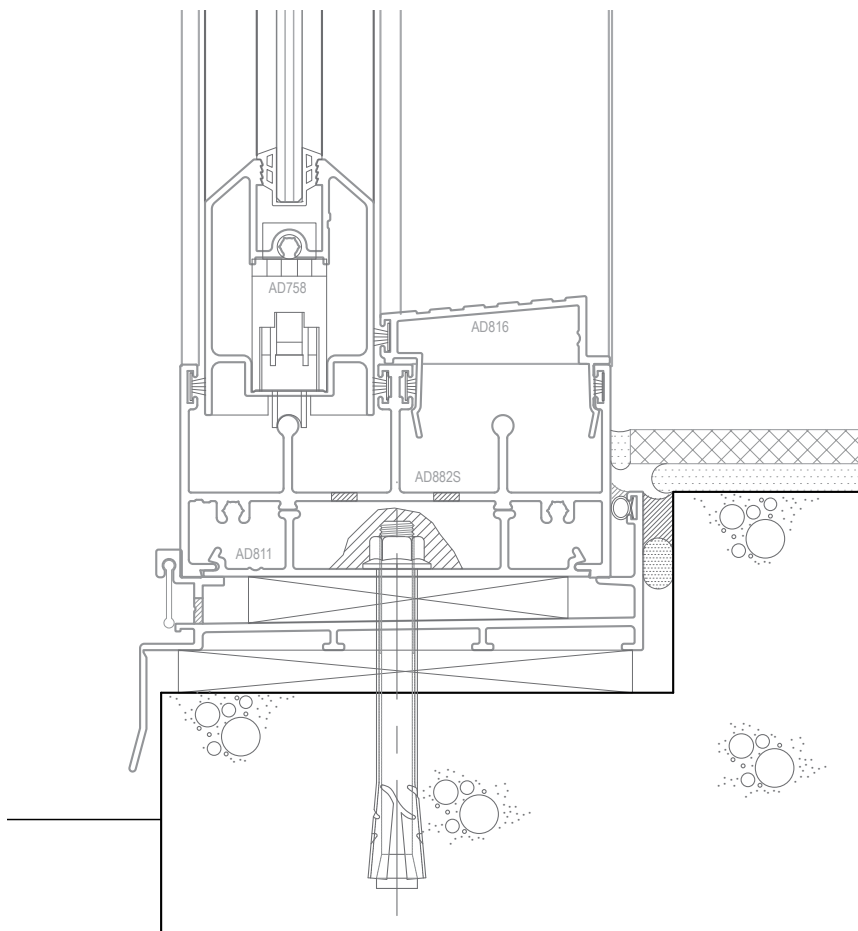
Double Track



Triple Track



CAD Cross Sections



Key Features

- Water resistant sill.
- Large sliding panels, ideal for housing, apartment and commercial applications.
- Inside, outside sliding panels, allowing multiple panel designs.
- Allows up to 4 panels stacking in each direction.
- Heavy duty aluminium profiles.
- Accepts up to 14mm single glazed and up to 28mm double glazing units, allowing the designer to achieve the most demanding thermal and acoustic specifications.
- 90 degree post free corner option.

Technical Specifications

Frame Dimensions	
Option 1	101 x 50mm
Option 2	151.5 x 50mm
Maximum Product Performance	
SLS (Pa)	3000
ULS (Pa)	1800
WATER (Pa)	700
Maximum Recommended Sizes	
Height	3000mm
Sash Width	1800mm
Weight	200kg per sash
Acoustic Performance	
Glass Type	Rw (C; C _{tr})
6.38mm Laminate	32 (0, -2) dB
10.38/12/6.38 IGU	38 (-2, -4) dB
Thermal Performance	
Uw range SG	4.3 - 6.1
SHGC range SG	0.38 - 0.66
Uw range DG	3.0 - 3.9
SHGC range DG	0.22 - 0.55
Glazing Details	
Single Glazed	5 - 13.52mm
Double Glazed	18 - 28mm
Compatible Systems	
McArthur Evo Centre Pocket Framing	
ecoFRAMEplus	
Hunter Evo	

