



madinoz.com.au

madinoz

ARCHITECTURAL HARDWARE



MDZ-2009
GECA 28-2006-
FURNITURE AND FITTINGS

INTRODUCTION

Inspired by design, innovation and functionality, we are pleased to present the new 2010 edition of our catalogue.

Madinoz - as the name implies, is Made In OZ. It is our ability to work closely with architects, designers and developers which has allowed us to evolve with the market.

We are manufacturers of an ever expanding comprehensive range of architectural door hardware and bathroom accessories and use only quality materials such as solid brass and 316 marine-grade stainless steel to ensure lifelong usage.

In particular, we have introduced a distinctive new range of 316 marine-grade stainless steel door leversets, entry door pulls, cabinet hardware, and bathroom accessories, all designed with the vision of producing a complimentary range throughout the design process.

Architects and designers may now be confident in selecting a quality well priced range with a distinctive design theme that will 'speak' throughout the whole project.

The following pages in this catalogue demonstrate how to make a comprehensive design selection less timely.

A project range of door leversets is introduced for the first time using 316 marine-grade stainless steel. It provides a wide choice to lower budget projects, while retaining quality and technical performance.

Madinoz combines handcrafted tradition with modern technology, to provide a well-priced product range which is refined to the smallest detail.

Please feel free to contact Madinoz should you have any special requirements or if you would like one of our Architectural Consultants to call on you.

We look forward to helping you and thank you for your interest and support.

Madinoz Pty Ltd

Architectural Hardware Manufacturers
21 Orlando Road, Cromer
NSW 2099 Australia
Telephone: **(02) 9971 0299**
Facsimile: (02) 9971 0844
E-mail: sales@madinoz.com.au
Website: www.madinoz.com.au



GENERAL INFORMATION

Finishes:

SC - Satin Chrome Plate
PC - Polished Chrome
PB - Polished Brass
PW - Powder Coat
BC - Black Chrome
SSS - Satin Stainless Steel
PSS - Polished Stainless Steel

Guarantee:

Madinoz Pty Ltd unconditionally guarantee their products against defects in workmanship and materials, subject to fair wear and tear within the normal working life of the product. **Madinoz Pty Ltd** assumes no liability for:

1. Improper installation or failure to follow fitting instructions.
2. Failure to improve maintenance.
3. Indirect or inconsequential loss or damage.
4. Cost of removal and/or replacement.
5. Cost of freight and/or travelling.

Design Registration:

Some of the products depicted in this brochure are the subject of design registration.

Warranty on electroplated finishes:

Our products have undergone the best available treatment to protect their surface from tarnishing and other deterioration due to use, weather exposure and other factors.

Brass however, is a material which is naturally subject to some discolouration and although our finishes are highly protective, they have limitations as to their durability and the conditions they can be exposed to. Therefore no guarantee can be given that their protection will be maintained indefinitely, but tarnishing and excessive wear of these finishes are to be considered normal and acceptable and not represent a defect of the product.

The plated finishes (Black Chrome, Satin Chrome, Polished Chrome, Polished Brass) and Polyester Powder Coat are classified as soft finishes. As deterioration is possible under some climatic conditions, these finishes cannot be unconditionally guaranteed.

Cleaning:

Madinoz products should be cleaned at regular intervals with a soft 'grit-free' cloth, clean soapy water and wiped dry.

Warning:

Do not use a scouring pad of any type as this will cause excessive wear on the plated finish.



MADINOZ PRODUCT RECYCLING STEWARDSHIP POLICY

“With greater concerns about sustainability, designers are looking for low environmental impact solutions but do not want to compromise on aesthetics; Madinoz offers both.”

Guy Frangi, Director
Madinoz Architectural Door Hardware
Australia

Madinoz Architectural Door Hardware, the highly regarded Australian manufacturer of stylish and premium quality door hardware, is very pleased to comply with **The Good Environmental Choice Australia Label (GECA)** which indicates the environmental performance of a product from multi-criteria and a whole of the product life perspective. Products certified by GECA provide Green Star accredited professionals with the right resources for their Green Star projects.



To move towards sustainable consumption buyers need to recognise which products and services have preferable environmental outcomes.

Madinoz is committed to undertaking a **Product Recycling Stewardship Program**, under which all brass and stainless steel components manufactured by Madinoz can be returned through the selected distributor for recycling at the end of product life. Madinoz ensures that all brass or stainless steel hardware, fittings, handles and accessories returned at product end of life will be recycled through relevant resource recovery networks and will not end up in Landfill*.

No other costs are chargeable to the consumer apart from transport cost to the Madinoz facility at 21 Orlando Road, Cromer NSW 2099.

Please contact your distributor of Madinoz products to arrange return of goods. A tax receipt or some other documentary evidence from the original purchase must be retained in order to facilitate resource recovery.

***Why is recycling and reducing the impact of Landfill waste on our environment important?**

The impacts of Landfill waste are a contributor to climate change. The International Panel for Climate Change (IPCC) Fourth Assessment Report (2007) established that is highly confident that anthropogenic impacts such as the burning of fossil fuels and a 'disposable lifestyle culture' are the reasons for climate change.

Australia disposes of 32 million tonnes of solid waste into Landfill every year. 40% of this is attributable to the Construction and Demolition sector (Australian Bureau of Statistics, 2002-03).

Results from a Department of Environmental and Climate Change (DECC) study in 2004-05 showed that there are opportunities for up to 40% of the Construction & Demolition waste disposed to Landfill in the Sydney Metropolitan Area. *The study estimated 30,000 tonnes of this was ferrous metals.*

In recognising the critical role that the building industry plays in climate change in creating it and solving it, attaining the **Good Environmental Choice Australia** label and providing a **Product Recycling Stewardship Policy** is our way of moving towards sustainable consumption and being part of the solution.

For further information please contact Madinoz.

ENVIRONMENTAL CHOICE AUSTRALIA LICENCE

Good Environmental Choice Australia Limited (GECA) manages a Type 1 Ecolabel program in accordance to ISO 14024 "Environmental Labels and Declarations" and is the owner of the Environmental Choice Australia Ecolabel. A licence for the use of the Ecolabel is granted to a product where it has been verified by an independent conformity assessment body that the product meets the environmental performance criteria of a GECA standard.

Licence Number: MDZ-2009

Certification Date : 4th December 2009

Issued to: Madinoz Pty Ltd

Certified Products/codes:

Cabinet Handles:

MDZ 205, MDZ 155,
MDZ 746, MDZ 775,
MDZ 815, MDZ 855,
MDZ 895, MDZ 206,
MDZ 144, MDZ 748,
MDZ 780, MDZ 820,
MDZ 860, MDZ 221,
MDZ 1440F, MDZ 749,
MDZ 785, MDZ 825,
MDZ 865, MDZ 115,
MDZ 146, MDZ 750,
MDZ 790, MDZ 830,
MDZ 870, MDZ 220,
MDZ 156, MDZ 755,
MDZ 795, MDZ 835,
MDZ 875, MDZ 157,
MDZ 162, MDZ760,
MDZ 800, MDZ 840,
MDZ 880, MDZ 142,
MDZ 1, MDZ 765, MDZ
805, MDZ 845, MDZ
885, MDZ 143, MDZ 2,
MDZ 770, MDZ 810,
MDZ 850 and MDZ 890

D-Pull & Flush Pull

Handles: MDZ – 2512,
MDZ FP50, MDZ –
2525, MDZ FP85, MDZ
– 100, MDZ FP110,

MDZ – 110, MDZ
FP102, MDZ – 200,
MDZ FP150, MDZ –
400, MDZ FP160, MDZ
– 600, MDZ FP170 and
MDZ –900

Brass Cabinet

Handles: MDZ 3, MDZ
15, MDZ 23, MDZ 32,
MDZ 140, MDZ 4, MDZ
16, MDZ 25, MDZ 33,
MDZ 190, MDZ 6, MDZ
17, MDZ 26, MDZ 38,
MDZ 162, MDZ 7, MDZ
18, MDZ 27, MDZ 54,
MDZ 191, MDZ 8, MDZ
19, MDZ 28, MDZ 96,
MDZ 303, MDZ 11,
MDZ 20, MDZ 29, MDZ
101, MDZ 350, MDZ
12, MDZ 21, MDZ 30,
MDZ 128, MDZ 744,
MDZ 14, MDZ 22, MDZ
31 and MDZ 132

Coat Hooks and Door

Stops: MDZ CH95,
MDZ CH187, MDZ
DS90, MDZ Wedge,
MDZ CH180, MDZ
CH188, MDZ DS95,

MDZ CH181, MDZ
CH425, MDZ DS101,
MDZ CH182, MDZ
DS102, MDZ CH183,
MDZ DS106, MDZ
CH184, MDZ DS103,
MDZ CH185, MDZ
DS104, MDZ CH186
and MDZ DS105

Leversets: MDZ L35T,
MDZ L105, MDZ L85,
MDZ L25R, MDZ EU,
MDZ L40T, MDZ L100,
MDZ L70R, MDZ SER,
MDZ L45T, MDZ
L100R, MDZ L75R,
MDZ STT, MDZ L55T,
MDZ L95, MDZ L35R,
MDZ SOC, MDZ L70T,
MDZ L95R, MDZ
L55R, MDZ TT, MDZ
L75T, MDZ L90, MDZ
L40R, MDZ ER, MDZ
L80T, MDZ L90R, MDZ
L45R, MDZ BR, MDZ
L85T, MDZ L80, MDZ
L20R and MDZ OC

Door Pull Handles:
MDZ 2512, MDZ 5400,
MDZ 8000, MDZ 8080,

MDZ 8160, MDZ 8240,
MDZ 2512OF, MDZ
6400, MDZ 8010, MDZ
8090, MDZ 8170, MDZ
8250, MDZ 2525, MDZ
5450, MDZ 8020, MDZ
8100, MDZ 8180, MDZ
8260, MDZ 2525OF,
MDZ 6450, MDZ 8030,
MDZ 8110, MDZ 8190,
MDZ 8270, MDZ 5200,
MDZ 6500, MDZ 8040,
MDZ 8120, MDZ 8200,
MDZ 8280, MDZ 6200,
MDZ 6300, MDZ 8050,
MDZ 8130, MDZ 8210,
MDZ 8330, MDZ 5250,
MDZ
6410, MDZ 8060, MDZ
8140, MDZ 8220, MDZ
8340, MDZ 6250, MDZ
2019, MDZ 8070, MDZ
8150, MDZ 8230 and
MDZ 8350

Bathroom Furniture:

MDZ TR430, MDZ
TRH802, MDZ
TRH840, MDZ ST830,
MDZ TR610, MDZ
TRH835, MDZ
TRH803, MDZ

SRH845, MDZ GH815,
MDZ TR1910, MDZ
TRH420, MDZ SD620,
MDZ BH870, MDZ
SD810,
MDZ TR1920, MDZ
TR421, MDZ ST630,
MDZ SD880, MDZ
KRH850, MDZ
TR1940, MDZ
TRH800, MDZ
TRH801, MDZ ST890,
MDZ STR860, MDZ
TR1950, MDZ
TRH801, MDZ BH825,
MDZ TRK910, MDZ
UR931, MDZ TR404,
MDZ TR5606, MDZ
TRH800, MDZ
TBH295, MDZ UR930,
MDZ TR606, MDZ
SH942, MDZ TR7909,
MDZ TRD7909, MDZ
SH940, MDZ TR909,
MDZ SH943, MDZ
SH944, MDZ SH600,
MDZ SH941 and MDZ
SH900

GECA standard: GECA 28-2006 Furniture and Fittings


Address of manufacturing site:

21 Orlando Road, Cromer NSW 2099

Conformity Assessment Body that completed verification:

Environmental Assurance Pty Ltd

Re-certification date: 4th December 2012



Judy Hollingworth

CEO Good Environmental Choice Australia Limited

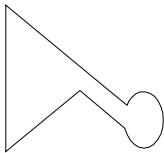


Good Environmental Choice Australia

"A commitment to credible product information for sustainable development"

madinoz MDZ 1

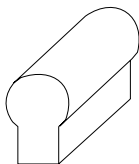
FINISH AVAILABLE IN **SSS** **PSS**



Product No.	Length mm	Projection mm	Width mm	Centre to centre mm
MDZ 1/A	100	29	18	75
MDZ 1/B	75	29	18	50
MDZ 1/C	50	29	18	32
MDZ 1/D	25	29	18	16

madinoz MDZ 2

FINISH AVAILABLE IN **SSS** **PSS**



Product No.	Length mm	Projection mm	Width mm	Centre to centre mm
MDZ 2/A	100	25	17	75
MDZ 2/B	75	25	17	50
MDZ 2/C	50	25	17	32
MDZ 2/D	25	25	17	16

madinoz MDZ 115

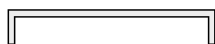
FINISH AVAILABLE IN **SSS** **PSS**



Product No.	Length mm	Projection mm	Diameter mm	Centre to centre mm
MDZ 115/A	335	31	10	320
MDZ 115/B	265	31	10	224
MDZ 115/C	155	31	10	128
MDZ 115/D	115	31	10	96

madinoz MDZ 142 & MDZ 143

FINISH AVAILABLE IN **SSS** **PSS**



Product No.	Length mm	Projection mm	Centre to centre mm
MDZ 142	200	30	194
MDZ 143	300	30	294

madinoz MDZ 144

FINISH AVAILABLE IN **SSS** **PSS**



Product No.	Length mm	Projection mm	Diameter mm	Centre to centre mm
MDZ 144/500	510	35	10x10	500
MDZ 144/400	410	35	10x10	400
MDZ 144/300	310	35	10x10	300
MDZ 144/200	210	35	10x10	200
MDZ 144/160	170	35	10x10	160
MDZ 144/100	110	35	10x10	100

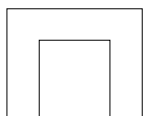

madinoz MDZ 144OF

FINISH AVAILABLE IN **SSS** **PSS**

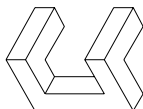


Product No.	Length mm	Projection mm	Diameter mm	Centre to centre mm
MDZ 144OF/32	42	30	10x10	32
MDZ 144OF/150	160	30	10x10	150
MDZ 144OF/300	310	30	10x10	300
MDZ 144OF/500	510	30	10x10	500

madinoz MDZ 144OF/32 & MDZ 144/32 FINISH AVAILABLE IN **SSS** **PSS**



MDZ 144/32



MDZ 144OF/32

Product No.	Length mm	Projection mm	Diameter mm	Centre to centre mm
MDZ 144/32	42	35	10x10	32
MDZ 144OF/32	42	30	10x10	32


madinoz MDZ 146 FINISH AVAILABLE IN **SSS** **PSS**



Product No.	Length mm	Projection mm	Centre to centre mm
MDZ 146/A	312	30	300
MDZ 146/B	162	30	150
MDZ 146/C	112	30	100

madinoz MDZ 155


FINISH AVAILABLE IN **SSS** **PSS**



Product No.	Length mm	Projection mm	Diameter mm	Centre to centre mm
MDZ 155/A	310	30	10	300
MDZ 155/B	260	30	10	250
MDZ 155/C	210	30	10	200
MDZ 155/D	160	30	10	150
MDZ 155/E	110	30	10	100

madinoz MDZ 156

FINISH AVAILABLE IN **SSS** **PSS**



Product No.	Length mm	Projection mm	Diameter mm	Centre to centre mm
MDZ 156/A	312	30	12	300
MDZ 156/B	212	30	12	200
MDZ 156/C	162	30	12	150
MDZ 156/D	112	30	12	100

madinoz MDZ 157

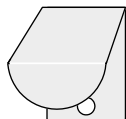
FINISH AVAILABLE IN **SSS** **PSS**



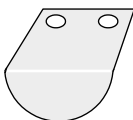
Product No.	Projection mm	Diameter mm	Centre to centre mm
MDZ 157/A	30	10x10	320
MDZ 157/B	30	10x10	224
MDZ 157/C	30	10x10	128
MDZ 157/D	30	10x10	96

madinoz MDZ 220

FINISH AVAILABLE IN **SSS** **PSS**



MDZ 220/A



MDZ 220/B

Product No.	Projection mm	Width mm	Centre to centre mm
MDZ 220/A	50	28	14
MDZ 220/B	55	28	14

madinoz MDZ 162

FINISH AVAILABLE IN **SSS**



MDZ 162



MDZ 162/H

Product No.	Length mm	Projection mm	Diameter mm	Centre to centre mm
MDZ 162/A	500	32	10	450
MDZ 162/B	450	32	10	400
MDZ 162/C	350	32	10	300
MDZ 162/D	250	32	10	200
MDZ 162/E	190	32	10	150
MDZ 162/F	140	32	10	100
MDZ 162/G	104	32	10	64
MDZ 162/H	30	32	10	-

NOTE:

Also available with 2 legs in lengths of 200/300/400/600/700mm

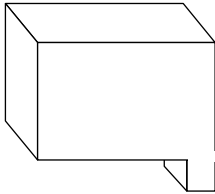
With 3 legs in lengths of 800/900/1000/1100/1200/1300mm

With 4 legs in lengths of 1400/1500/1600/1700/1800/1900/2000mm

With 5 legs in lengths of 2100/2200/2300/2400mm

madinoz MDZ 205

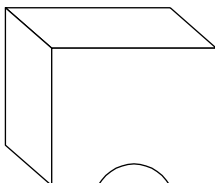

FINISH AVAILABLE IN **SSS** **PSS**



Product No.	Projection mm	Width mm	Height mm
MDZ 205/A	25	19	19
MDZ 205/B	25	15	15
MDZ 205/C	20	13	13

madinoz MDZ 206

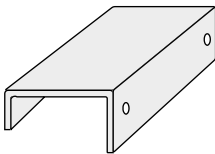
FINISH AVAILABLE IN **SSS** **PSS**



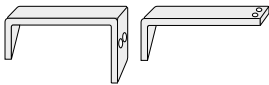
Product No.	Projection mm	Width mm	Height mm
MDZ 206/A	25	19	19
MDZ 206/B	25	16	16
MDZ 206/C	20	12	12

madinoz MDZ 221

FINISH AVAILABLE IN **SSS** **PSS**



MDZ 221

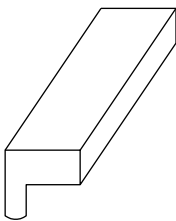


MDZ 221/A **MDZ 221/B**

Product No.	Length mm	Projection mm	Width mm	Centre to centre mm
MDZ 221/A	-	36	28	14
MDZ 221/B	-	36	28	14
MDZ 221/100	100	36	-	-
MDZ 221/200	200	36	-	-
MDZ 221/300	300	36	-	-
MDZ 221/500	500	36	-	-

madinoz MDZ 746

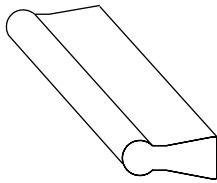
FINISH AVAILABLE IN **SSS** **PSS**



Product No.	Length mm	Projection mm	Width mm	Centre to centre mm
MDZ 746/A	100	29	18	75
MDZ 746/B	75	29	18	50
MDZ 746/C	50	29	18	32
MDZ 746/D	25	29	18	16

madinoz MDZ 748

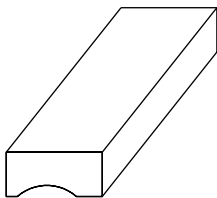
FINISH AVAILABLE IN **SSS** **PSS**



Product No.	Length mm	Projection mm	Width mm	Centre to centre mm
MDZ 748/A	100	29	18	75
MDZ 748/B	75	29	18	50
MDZ 748/C	50	29	18	32
MDZ 748/D	25	29	18	16

madinoz MDZ 749


FINISH AVAILABLE IN **SSS** **PSS**



Product No.	Length mm	Projection mm	Width mm	Centre to centre mm
MDZ 749/A	100	29	18	75
MDZ 749/B	75	29	18	50
MDZ 749/C	50	29	18	32
MDZ 749/D	25	29	18	16

madinoz MDZ 750

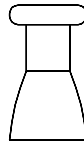
FINISH AVAILABLE IN **SSS** **PSS**



Product No.	Projection mm	Diameter mm
MDZ 750/A	30	30
MDZ 750/B	25	25
MDZ 750/C	25	19

madinoz MDZ 755

FINISH AVAILABLE IN **SSS** **PSS**



Product No.	Projection mm	Diameter mm
MDZ 755	24.5	14

Design registration No. 958-972/2000

madinoz MDZ 760


FINISH AVAILABLE IN **SSS** **PSS**



Product No.	Projection mm	Diameter mm
MDZ 760	26	15

madinoz MDZ 765

FINISH AVAILABLE IN **SSS** **PSS**

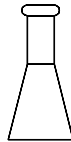


Product No.	Projection mm	Diameter mm
MDZ 765	25	24

Design registration No. 958-972/2000

madinoz MDZ 770

FINISH AVAILABLE IN **SSS** **PSS**



Product No.	Projection mm	Diameter mm
MDZ 770	25	12

Design registration No. 958-972/2000

madinoz MDZ 775

FINISH AVAILABLE IN **SSS** **PSS**



Product No.	Projection mm	Diameter mm
MDZ 775	23	10

madinoz MDZ 780

FINISH AVAILABLE IN **SSS** **PSS**



Product No.	Projection mm	Diameter mm
MDZ 780/A	26	25
MDZ 780/B	26	19
MDZ 780/C	25	16

Design registration No. 958-972/2000

madinoz MDZ 785

FINISH AVAILABLE IN **SSS** **PSS**

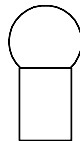


Product No.	Projection mm	Diameter mm
MDZ 785	26	24

Design registration No. 958-972/2000

madinoz MDZ 790

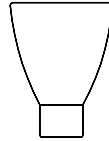
FINISH AVAILABLE IN **SSS** **PSS**



Product No.	Projection mm	Diameter mm
MDZ 790	26	14

madinoz MDZ 795

FINISH AVAILABLE IN **SSS** **PSS**

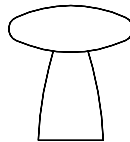


Product No.	Projection mm	Diameter mm
MDZ 795	25	19

Design registration No. 958-972/2000

madinoz MDZ 800

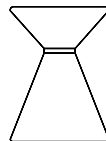
FINISH AVAILABLE IN **SSS** **PSS**



Product No.	Projection mm	Diameter mm
MDZ 800	26	24

madinoz MDZ 805

FINISH AVAILABLE IN **SSS** **PSS**



Product No.	Projection mm	Diameter mm
MDZ 805/A	26	19
MDZ 805/B	26	16

madinoz MDZ 810

FINISH AVAILABLE IN **SSS** **PSS**



Product No.	Projection mm	Diameter mm
MDZ 810	24	12

madinoz MDZ 815

FINISH AVAILABLE IN **SSS** **PSS**

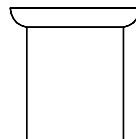


Product No.	Projection mm	Diameter mm
MDZ 815	26	12

Design registration No. 958-972/2000

madinoz MDZ 820

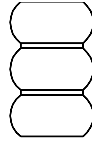
FINISH AVAILABLE IN **SSS** **PSS**



Product No.	Projection mm	Diameter mm
MDZ 820	25	24

madinoz MDZ 825

FINISH AVAILABLE IN **SSS** **PSS**

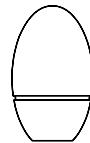


Product No.	Projection mm	Diameter mm
MDZ 825	26	16

Design registration No. 958-972/2000

madinoz MDZ 830

FINISH AVAILABLE IN **SSS** **PSS**

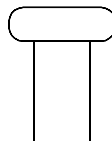


Product No.	Projection mm	Diameter mm
MDZ 830	30	18

Design registration No. 958-972/2000

madinoz MDZ 835


FINISH AVAILABLE IN **SSS** **PSS**



Product No.	Projection mm	Diameter mm
MDZ 835	19	24

madinoz MDZ 840

FINISH AVAILABLE IN **SSS** **PSS**



Product No.	Projection mm	Diameter mm
MDZ 840	25	25

Design registration No. 958-972/2000

madinoz MDZ 845

FINISH AVAILABLE IN **SSS** **PSS**

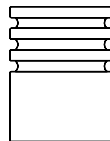


Product No.	Projection mm	Diameter mm
MDZ 845	25	17

Design registration No. 958-972/2000

madinoz MDZ 850

FINISH AVAILABLE IN **SSS** **PSS**



Product No.	Projection mm	Diameter mm
MDZ 850	25	19

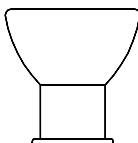
madinoz MDZ 855 FINISH AVAILABLE IN **SSS** **PSS**



Product No.	Projection mm	Diameter mm
MDZ 855	26	15

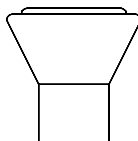
Design registration No. 958-972/2000

madinoz MDZ 860 FINISH AVAILABLE IN **SSS** **PSS**



Product No.	Projection mm	Diameter mm
MDZ 860	25	25

madinoz MDZ 865 FINISH AVAILABLE IN **SSS** **PSS**



Product No.	Projection mm	Diameter mm
MDZ 865	25	23

madinoz MDZ 870

FINISH AVAILABLE IN **SSS** **PSS**



Product No.	Projection mm	Diameter mm
MDZ 870	26	15

Design registration No. 958-972/2000

madinoz MDZ 875

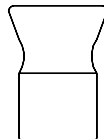
FINISH AVAILABLE IN **SSS** **PSS**



Product No.	Projection mm	Diameter mm
MDZ 875	25	15

madinoz MDZ 880

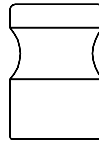
FINISH AVAILABLE IN **SSS** **PSS**



Product No.	Projection mm	Diameter mm
MDZ 880	26	19

madinoz MDZ 885

FINISH AVAILABLE IN **SSS** **PSS**



Product No.	Projection mm	Diameter mm
MDZ 885	26	18

madinoz MDZ 890

FINISH AVAILABLE IN **SSS** **PSS**



Product No.	Projection mm	Diameter mm
MDZ 890	26	15

Design registration No. 958-972/2000

madinoz MDZ 895

FINISH AVAILABLE IN **SSS** **PSS**



Product No.	Projection mm	Diameter mm
MDZ 895	26	14


Design registration No. 958-972/2000

madinoz MDZ 2512

FINISH AVAILABLE IN **SSS** **PSS**



Product No.	Length mm	Projection mm	Rail Section mm	Centre to centre mm
MDZ-2512/300	312	50	12x25	300
MDZ-2512/450	462	50	12x25	450
MDZ-2512/600	612	50	12x25	600




madinoz MDZ 2525

FINISH AVAILABLE IN **SSS** **PSS**



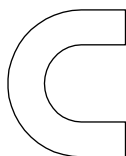
Product No.	Length mm	Projection mm	Rail Section mm	Centre to centre mm
MDZ-2525/200	225	50	10x25	200
MDZ-2525/300	325	50	10x25	300
MDZ-2525/450	475	50	10x25	450
MDZ-2525/600	625	50	10x25	600



madinoz MDZ 100 & MDZ 110 FINISH AVAILABLE IN **SSS** **PSS**



MDZ 100



MDZ 110

Product No.	Length mm	Projection mm	Diameter mm	Centre to centre mm
MDZ 100/A	510	35	10	500
MDZ 100/B	460	35	10	450
MDZ 100/C	410	35	10	400
MDZ 100/D	360	35	10	350
MDZ 100/E	310	35	10	300
MDZ 100/F	260	35	10	250
MDZ 100/G	210	35	10	200
MDZ 100/H	160	35	10	150
MDZ 100/I	135	35	10	125
MDZ 100/J	110	35	10	100
MDZ 100/K	85	35	10	75
MDZ 110	42	32	10	32


NOTE:
Special lengths available on request

madinoz MDZ 200 FINISH AVAILABLE IN **SSS** **PSS**



Product No.	Length mm	Projection mm	Diameter mm	Centre to centre mm
MDZ 200/800	812	40	12	800
MDZ 200/700	712	40	12	700
MDZ 200/600	612	40	12	600
MDZ 200/A	512	40	12	500
MDZ 200/B	462	40	12	450
MDZ 200/C	412	40	12	400
MDZ 200/D	362	40	12	350
MDZ 200/E	312	40	12	300
MDZ 200/F	262	40	12	250
MDZ 200/G	212	40	12	200
MDZ 200/H	162	40	12	150
MDZ 200/J	112	40	12	100

NOTE:
Special lengths available on request

madinoz MDZ 400
FINISH AVAILABLE IN **SSS** **PSS**

Product No.	Length mm	Projection mm	Diameter mm	Centre to centre mm
MDZ 400/1200	1214	45	14	1200
MDZ 400/1100	1144	45	14	1100
MDZ 400/1000	1014	45	14	1000
MDZ 400/900	914	45	14	900
MDZ 400/800	814	45	14	800
MDZ 400/700	714	45	14	700
MDZ 400/600	614	45	14	600
MDZ 400/A	514	45	14	500
MDZ 400/B	464	45	14	450
MDZ 400/C	414	45	14	400
MDZ 400/D	364	45	14	350
MDZ 400/E	314	45	14	300
MDZ 400/F	264	45	14	250
MDZ 400/G	214	45	14	200
MDZ 400/H	164	45	14	150

NOTE:

Special lengths available on request

Also available back-to-back, concealed and disk fixing

21 Orlando Road, Cromer NSW 2099 Australia

madinoz MDZ 600
FINISH AVAILABLE IN **SSS** **PSS**

Product No.	Length mm	Projection mm	Diameter mm	Centre to centre mm
MDZ 600/1400	1416	50	16	1400
MDZ 600/1300	1316	50	16	1300
MDZ 600/1200	1216	50	16	1200
MDZ 600/1100	1116	50	16	1100
MDZ 600/1000	1016	50	16	1000
MDZ 600/900	916	50	16	900
MDZ 600/800	816	50	16	800
MDZ 600/700	716	50	16	700
MDZ 600/600	616	50	16	600
MDZ 600/A	516	50	16	500
MDZ 600/B	466	50	16	450
MDZ 600/C	416	50	16	400
MDZ 600/D	366	50	16	350
MDZ 600/E	316	50	16	300
MDZ 600/F	266	50	16	250
MDZ 600/G	216	50	16	200
MDZ 600/H	166	50	16	150

NOTE:

Special lengths available on request

Also available back-to-back, concealed and disk fixing

21 Orlando Road, Cromer NSW 2099 Australia

madinoz MDZ 900
FINISH AVAILABLE IN **SSS** **PSS**

Product No.	Length mm	Projection mm	Diameter mm	Centre to centre mm
MDZ 900/1400	1419	57	19	1400
MDZ 900/1300	1319	57	19	1300
MDZ 900/1200	1219	57	19	1200
MDZ 900/1100	1119	57	19	1100
MDZ 900/1000	1019	57	19	1000
MDZ 900/900	919	57	19	900
MDZ 900/800	819	57	19	800
MDZ 900/700	719	57	19	700
MDZ 900/600	619	57	19	600
MDZ 900/A	519	57	19	500
MDZ 900/B	469	57	19	450
MDZ 900/C	419	57	19	400
MDZ 900/D	369	57	19	350
MDZ 900/E	319	57	19	300
MDZ 900/F	269	57	19	250
MDZ 900/G	219	57	19	200
MDZ 900/H	169	57	19	150

NOTE:


Special lengths available on request

Also available back-to-back, concealed and disk fixing

21 Orlando Road, Cromer NSW 2099 Australia

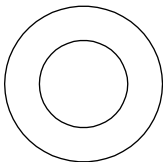
madinoz MDZ FP110 & FP85 & FP50

FINISH AVAILABLE IN **SSS** **PSS**



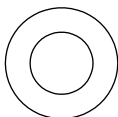
MDZ FP110

Product No.	Diameter mm	Bucket Depth mm
MDZ FP110	110	14



MDZ FP85

Product No.	Diameter mm	Bucket Depth mm
MDZ FP85	85	12



MDZ FP50

Product No.	Diameter mm	Bucket Depth mm
MDZ FP50	50	12

madinoz MDZ FP102 & FP150

FINISH AVAILABLE IN **SSS** **PSS**



MDZ FP102/RC
MDZ FP150/RC

Product No.	Length mm	Width mm	Bucket Depth mm
MDZ FP102/RC	102	50	11.5
MDZ FP150/RC	150	54	15.5




MDZ FP102/OV
MDZ FP150/OV

Product No.	Length mm	Width mm	Bucket Depth mm
MDZ FP102/OV	102	50	11.5
MDZ FP150/OV	150	54	15.5

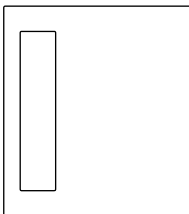
madinoz MDZ FP160 & FP170

FINISH AVAILABLE IN **SSS** **PSS**



MDZ FP160

Product No.	Length mm	Width mm	Bucket Depth mm
MDZ FP160	150	75	15.5

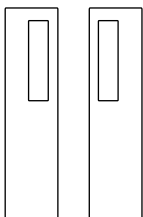


MDZ FP170

Product No.	Length mm	Width mm	Bucket Depth mm
MDZ FP170	150	150	15.5

madinoz MDZ FP165

FINISH AVAILABLE IN **SSS** **PSS**

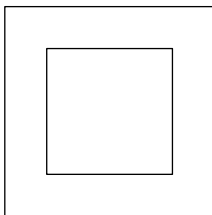


FP160/L **FP160/R**

Product No.	Length mm	Width mm	Bucket Depth mm
MDZ FP165/L	300	75	15.5
MDZ FP165/R	300	75	15.5

madinoz MDZ FP180

FINISH AVAILABLE IN **SSS** **PSS**



Product No.	Length mm	Width mm	Bucket Depth mm
MDZ FP180A	80	80	14
MDZ FP180B	70	70	14
MDZ FP180C	50	50	10

madinoz MDZ EP12

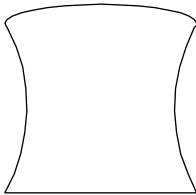
FINISH AVAILABLE IN SC PC



Product No.	Length mm	Depth mm
MDZ EP12	70	16

madinoz MDZ 3

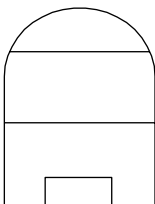
FINISH AVAILABLE IN SC NK PC PB BC PW



Product No.	Projection mm	Diameter mm
MDZ 3/A	27	32
MDZ 3/B	26	22
MDZ 3/C	25	16

madinoz MDZ 4

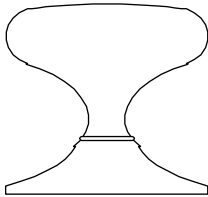
FINISH AVAILABLE IN SC NK PC PB BC PW



Product No.	Length mm	Projection mm	Width mm	Centre to centre mm
MDZ 4/A	30	36	6	22
MDZ 4/B	25	30	6	20

madinoz MDZ 6

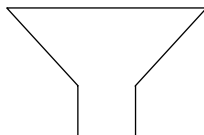
FINISH AVAILABLE IN SC NK PC PB BC PW



Product No.	Projection mm	Diameter mm
MDZ 6	24	25

madinoz MDZ 7

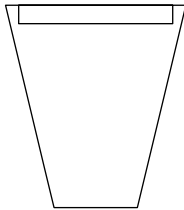
FINISH AVAILABLE IN SC NK PC PB BC PW



Product No.	Projection mm	Diameter mm
MDZ 7/A	20	35
MDZ 7/B	18	25

madinoz MDZ 8

FINISH AVAILABLE IN SC NK PC PB BC PW

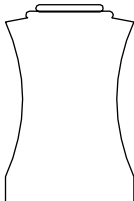


Product No.	Projection mm	Diameter mm
MDZ 8	28	28

NOTE:
Accent available in all finishes

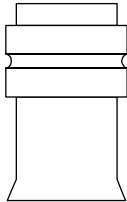
madinoz MDZ 11

FINISH AVAILABLE IN SC NK PC PB BC PW



Product No.	Projection mm	Diameter mm
MDZ 11/A	28	19
MDZ 11/B	28	14

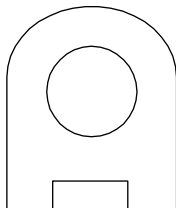
madinoz MDZ 12 FINISH AVAILABLE IN SC NK PC PB BC PW



Product No.	Projection mm	Diameter mm
MDZ 12	27	21

NOTE:
Accent available in all finishes

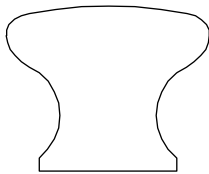
madinoz MDZ 14 FINISH AVAILABLE IN SC NK PC PB BC PW



Product No.	Length mm	Projection mm	Width mm	Centre to centre mm
MDZ 14/A	30	36	6	22
MDZ 14/B	25	30	6	20

madinoz MDZ 15

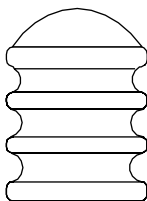
FINISH AVAILABLE IN SC NK PC PB BC PW



Product No.	Projection mm	Diameter mm
MDZ 15	24	30

madinoz MDZ 16

FINISH AVAILABLE IN SC NK PC PB BC PW

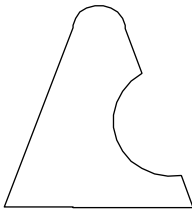


Product No.	Projection mm	Diameter mm
MDZ 16	26	19

NOTE:
Accent available in all finishes

madinoz MDZ 17

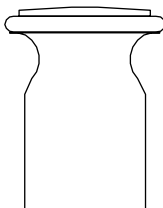
FINISH AVAILABLE IN SC NK PC PB BC PW



Product No.	Projection mm	Diameter mm
MDZ 17	26	25

madinoz MDZ 18

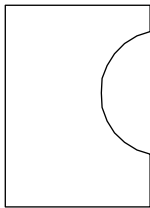
FINISH AVAILABLE IN SC NK PC PB BC PW



Product No.	Projection mm	Diameter mm
MDZ 18/A	25	19
MDZ 18/B	24	14

madinoz MDZ 19


FINISH AVAILABLE IN SC NK PC PB BC PW



Product No.	Projection mm	Diameter mm
MDZ 19/A	26	25
MDZ 19/B	25	19
MDZ 19/C	25	16
MDZ 19/D	25	11

madinoz MDZ 20

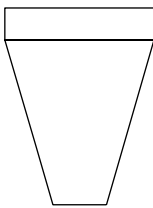
FINISH AVAILABLE IN SC NK PC PB BC PW



Product No.	Projection mm	Diameter mm
MDZ 20	26	40

madinoz MDZ 21

FINISH AVAILABLE IN SC NK PC PB BC PW

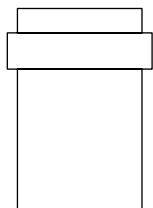


Product No.	Projection mm	Diameter mm
MDZ 21	28	25

NOTE:
Accent available in all finishes

madinoz MDZ 22

FINISH AVAILABLE IN SC NK PC PB BC PW

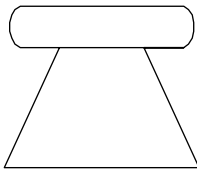


Product No.	Projection mm	Diameter mm
MDZ 22	26	22

NOTE:
Accent available in all finishes

madinoz MDZ 23

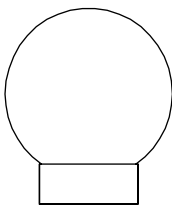
FINISH AVAILABLE IN SC NK PC PB BC PW



Product No.	Projection mm	Diameter mm
MDZ 23	20	25


madinoz MDZ 25

FINISH AVAILABLE IN SC NK PC PB BC PW



Product No.	Projection mm	Diameter mm
MDZ 25	29	25


madinoz MDZ 26 FINISH AVAILABLE IN SC NK PC PB BC PW



Product No.	Length mm	Projection mm	Width mm
MDZ 26/A	50	44	30
MDZ 26/B	30	30	20

NOTE:
Accent available in all finishes

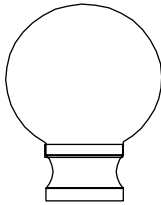
madinoz MDZ 27 FINISH AVAILABLE IN SC NK PC PB BC PW



Product No.	Projection mm	Diameter mm
MDZ 27	25	16

madinoz MDZ 28

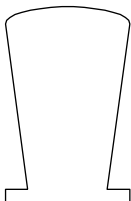
FINISH AVAILABLE IN SC NK PC PB BC PW



Product No.	Projection mm	Diameter mm
MDZ 28	33	25

madinoz MDZ 29


FINISH AVAILABLE IN SC NK PC PB BC PW



Product No.	Projection mm	Diameter mm
MDZ 29	25	19

madinoz MDZ 30

FINISH AVAILABLE IN SC NK PC PB BC PW

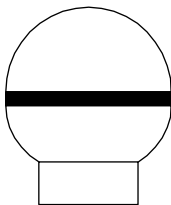


Product No.	Projection mm	Diameter mm
MDZ 30	29	22

NOTE:
Base available in all finishes

madinoz MDZ 31

FINISH AVAILABLE IN SC NK PC PB BC PW




Product No.	Projection mm	Diameter mm
MDZ 31	29	25

NOTE:
Accent available in all finishes

madinoz MDZ 32

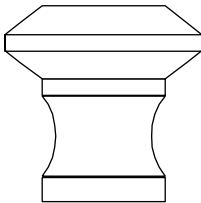
FINISH AVAILABLE IN SC NK PC PB BC PW



Product No.	Projection mm	Diameter mm
MDZ 32/A	39	30
MDZ 32/B	33	25

madinoz MDZ 33

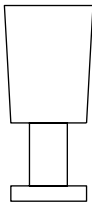
FINISH AVAILABLE IN SC NK PC PB BC PW



Product No.	Projection mm	Diameter mm
MDZ 33	24	30

madinoz MDZ 38

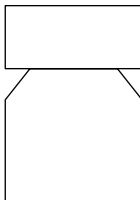
FINISH AVAILABLE IN SC NK PC PB BC PW



Product No.	Projection mm	Diameter mm
MDZ 38	25	14

madinoz MDZ 96

FINISH AVAILABLE IN SC NK PC PB BC PW



Product No.	Projection mm	Diameter mm
MDZ 96	25	22

NOTE:
Accent available in all finishes

madinoz MDZ 101

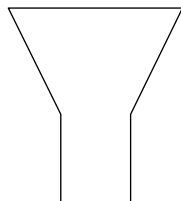
FINISH AVAILABLE IN SC NK PC PB BC PW



Product No.	Length mm	Diameter mm	Centre to centre mm
MDZ 101/A	155	10	127
MDZ 101/B	120	10	96

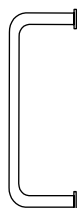
madinoz MDZ 128

FINISH AVAILABLE IN SC NK PC PB BC PW



Product No.	Projection mm	Diameter mm
MDZ 128	24	25

madinoz MDZ 132 FINISH AVAILABLE IN SC NK PC PB BC PW



Product No.	Projection mm	Width mm	Centre to centre mm
MDZ 132/A	28	5	100
MDZ 132/B	28	5	75

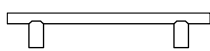
madinoz MDZ 140 FINISH AVAILABLE IN SC NK PC PB BC PW



Product No.	Length mm	Projection mm	Width mm	Centre to centre mm
MDZ 140/A	300	36	13	290
MDZ 140/B	150	36	13	140
MDZ 140/C	100	30	13	90

madinoz MDZ 162

FINISH AVAILABLE IN SC NK PC PB BC PW



MDZ 162

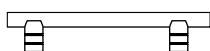


MDZ 162/H

Product No.	Length mm	Projection mm	Diameter mm	Centre to centre mm
MDZ 162/A	500	32	10	450
MDZ 162/B	450	32	10	400
MDZ 162/C	350	32	10	300
MDZ 162/D	250	32	10	200
MDZ 162/E	190	32	10	150
MDZ 162/F	140	32	10	100
MDZ 162/G	104	32	10	64
MDZ 162/H	30	32	10	-

madinoz MDZ 191

FINISH AVAILABLE IN SC NK PC PB BC PW



MDZ 191




MDZ 191/H

Product No.	Length mm	Projection mm	Diameter mm	Centre to centre mm
MDZ 191/A	500	32	10	450
MDZ 191/B	450	32	10	400
MDZ 191/C	350	32	10	300
MDZ 191/D	250	32	10	200
MDZ 191/E	190	32	10	150
MDZ 191/F	140	32	10	100
MDZ 191/G	104	32	10	64
MDZ 191/H	30	32	10	-

madinoz MDZ 303


FINISH AVAILABLE IN SC NK PC PB BC PW



Product No.	Projection mm	Diameter mm
MDZ 303	24	14

madinoz MDZ 350

FINISH AVAILABLE IN SC NK PC PB BC PW



Product No.	Length mm	Projection mm	Centre to centre mm
MDZ 350	44	26	13

madinoz MDZ 744

FINISH AVAILABLE IN

SC

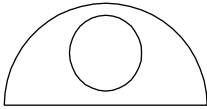
NK

PC

PB

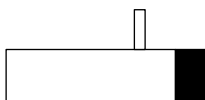
BC

PW



Product No.	Length mm	Projection mm	Centre to centre mm
MDZ 744	44	21	30


madinoz MDZ CH95 FINISH AVAILABLE IN SSS PSS SC PB BC PW



Product No.	Projection mm	Diameter mm
MDZ CH95	77	16

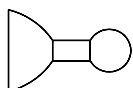
NOTE:
Coat hook with rubber bumper

madinoz MDZ CH180 FINISH AVAILABLE IN SSS PSS SC PB BC PW

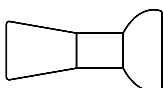


Product No.	Projection mm	Diameter mm
MDZ CH180	36	20

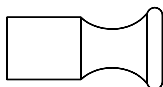
madinoz MDZ CH181 & CH182 & CH183 & CH184 FINISH AVAILABLE IN **SSS** **PSS**



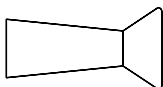
MDZ CH181



MDZ CH183



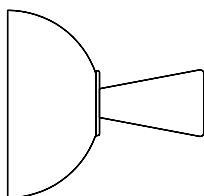
MDZ CH182



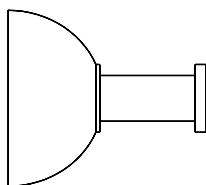
MDZ CH184

Product No.	Projection mm	Diameter mm
MDZ CH181	36	24
MDZ CH182	40	21
MDZ CH183	40	21
MDZ CH184	40	21

madinoz MDZ CH185 & CH186 FINISH AVAILABLE IN **SSS** **PSS**



MDZ CH185

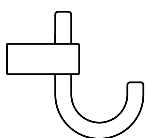


MDZ CH186

Product No.	Projection mm	Diameter mm
MDZ CH185	54	48
MDZ CH186	54	48

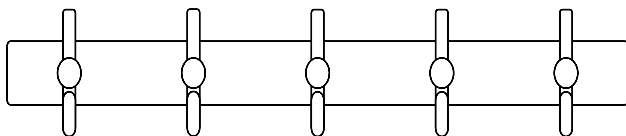
NOTE:
Base available in black, blue or ivory

madinoz MDZ CH187 & CH187/5 FINISH AVAILABLE IN **SSS** **PSS**



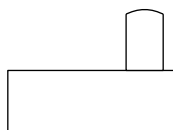
MDZ CH187

Product No.	Projection mm	Width mm	Diameter mm	Centre to centre mm
MDZ CH187	85	19	10	-
MDZ CH187/5	88	500	-	400



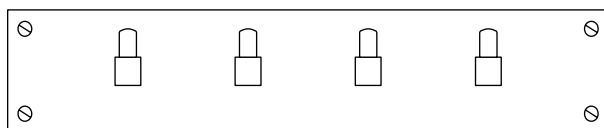
MDZ CH187/5

madinoz MDZ CH188 & CH188/4 FINISH AVAILABLE IN **SSS** **PSS**



MDZ CH188

Product No.	Projection mm	Width mm	Section mm	Centre to centre mm
MDZ CH188	48	-	16x16	-
MDZ CH188/4	48	350	0	330



MDZ CH188/4

madinoz MDZ CH425


FINISH AVAILABLE IN **SSS** **PSS**



Product No.	Projection mm	Base mm
MDZ CH425	72	50x35

madinoz MDZ DS90

FINISH AVAILABLE IN **SSS** **PSS**



Product No.	Projection mm	Diameter mm
MDZ DS90	38	37.5

NOTE:
Door stop with rubber bumper

madinoz MDZ DS95

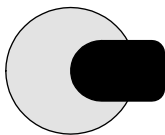
FINISH AVAILABLE IN **SSS** **PSS** **SC** **PB** **BC** **PW**



Product No.	Projection mm	Diameter mm
MDZ DS95	77	16

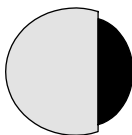
NOTE:
Door stop with rubber bumper

madinoz MDZ DS101 FINISH AVAILABLE IN **SSS** **PSS**



Product No.	Projection mm	Diameter mm
MDZ DS101	20	50

madinoz MDZ DS102 FINISH AVAILABLE IN **SSS** **PSS**



Product No.	Projection mm	Diameter mm
MDZ DS102	14	47

madinoz MDZ DS103 FINISH AVAILABLE IN **SSF** **PC**



Product No.	Projection mm	Diameter mm
MDZ DS103	26	45

madinoz MDZ DS104


FINISH AVAILABLE IN **SSF** **PC**



Product No.	Proj. mm	Width mm	Square mm
MDZ DS104	28	76	28

madinoz MDZ DS105


FINISH AVAILABLE IN **SSF** **PC**



Product No.	Projection mm	Diameter mm
MDZ DS105	40	40

madinoz MDZ DS106

FINISH AVAILABLE IN **SSF** **PC**



Product No.	Projection mm	Diameter mm
MDZ DS106	23	40

madinoz MDZ Wedge

FINISH AVAILABLE IN **PSS**



Product No.	Length mm	Height mm
MDZ Wedge	120	30

madinoz Project Range

FINISH AVAILABLE IN **SSS** **PSS**

Material Tubular 316 Stainless Steel



MDZ L35T



MDZ L70T



MDZ L40T



MDZ L75T



MDZ L45T



MDZ L80T



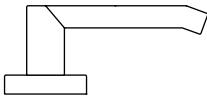
MDZ L55T



MDZ L85T

madinoz MDZ L20R

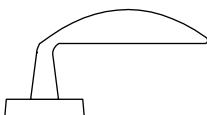
FINISH AVAILABLE IN **SSS** **PSS**



Product No.	Unit	Projection mm	Width mm
MDZ L20R	Pair	55	115

madinoz MDZ L25R

FINISH AVAILABLE IN **SSS** **PSS**



Product No.	Unit	Projection mm	Width mm
MDZ L25R	Pair	77	120

madinoz MDZ L35R

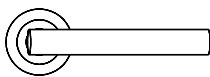
FINISH AVAILABLE IN **SSS** **PSS**



Product No.	Unit	Projection mm	Width mm	Diameter mm
MDZ L35R	Pair	65	135	19

madinoz MDZ L55R

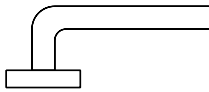
FINISH AVAILABLE IN **SSS** **PSS**



Product No.	Unit	Projection mm	Width mm	Diameter mm
MDZ L55R	Pair	65	135	19

madinoz MDZ L40R

FINISH AVAILABLE IN **SSS** **PSS**



Product No.	Unit	Projection mm	Width mm	Diameter mm
MDZ L40R	Pair	60	125	16

madinoz MDZ L45R

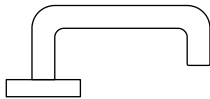
FINISH AVAILABLE IN **SSS** **PSS**



Product No.	Unit	Projection mm	Width mm	Diameter mm
MDZ L45R	Pair	60	125	19

madinoz MDZ L70R

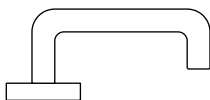
FINISH AVAILABLE IN **SSS** **PSS**



Product No.	Unit	Projection mm	Width mm	Diameter mm
MDZ L70R	Pair	60	140	16

madinoz MDZ L75R

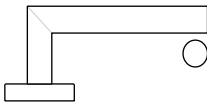
FINISH AVAILABLE IN **SSS** **PSS**



Product No.	Unit	Projection mm	Width mm	Diameter mm
MDZ L75R	Pair	60	140	19

madinoz MDZ L80

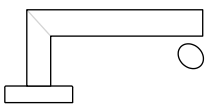
FINISH AVAILABLE IN **SSS** **PSS**



Product No.	Unit	Projection mm	Width mm	Diameter mm
MDZ L80	Pair	65	140	19

madinoz MDZ L85

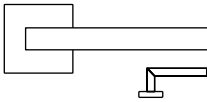
FINISH AVAILABLE IN **SSS** **PSS**



Product No.	Unit	Projection mm	Width mm	Diameter mm
MDZ L85	Pair	70	135	22x16

madinoz MDZ L90

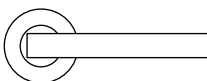
FINISH AVAILABLE IN **SSS** **PSS**



Product No.	Unit	Projection mm	Width mm	Section mm
MDZ L90	Pair	60	125	16

madinoz MDZ L90R

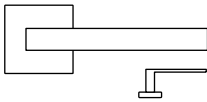
FINISH AVAILABLE IN **SSS** **PSS**



Product No.	Unit	Projection mm	Width mm	Section mm
MDZ L90R	Pair	60	125	16

madinoz MDZ L100

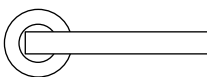
FINISH AVAILABLE IN **SSS** **PSS**



Product No.	Unit	Projection mm	Width mm	Section mm
MDZ L100	Pair	62	133	19x6

madinoz MDZ L100R

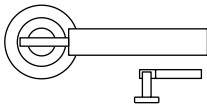
FINISH AVAILABLE IN **SSS** **PSS**



Product No.	Unit	Projection mm	Width mm	Section mm
MDZ L100R	Pair	62	133	19x6

madinoz MDZ L105

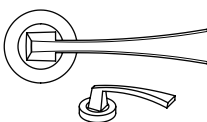
FINISH AVAILABLE IN **SSS** **PSS**



Product No.	Unit	Projection mm	Width mm	Diameter mm
MDZ L105	Pair	72	135	19

madinoz MDZ L116

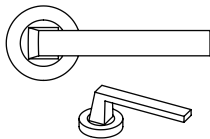
FINISH AVAILABLE IN **SSS** **PSS**



Product No.	Unit	Projection mm	Width mm
MDZ L116	Pair	56	130

madinoz MDZ L117

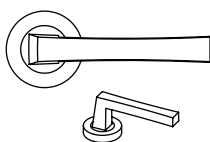
FINISH AVAILABLE IN **SSS** **PSS**



Product No.	Unit	Projection mm	Width mm	Section mm
MDZ L117	Pair	54	127	20x10

madinoz MDZ L118

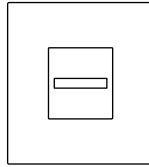
FINISH AVAILABLE IN **SSS** **PSS**



Product No.	Unit	Projection mm	Width mm	Section mm
MDZ L118	Pair	60	122	19x19

madinoz MDZ SER

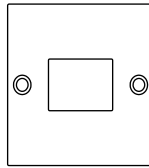
FINISH AVAILABLE IN **SSS** **PSS**



Product No.	Projection mm	Width mm
MDZ SER	15	50x50

madinoz MDZ STT

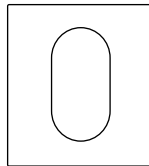
FINISH AVAILABLE IN **SSS** **PSS**



Product No.	Projection mm	Width mm
MDZ STT	24	50x50

madinoz MDZ SOC

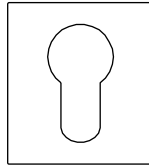
FINISH AVAILABLE IN **SSS** **PSS**



Product No.	Projection mm	Width mm
MDZ SOC	12	50x50

madinoz MDZ SEU

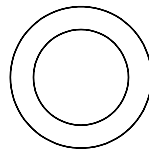
FINISH AVAILABLE IN **SSS** **PSS**



Product No.	Projection mm	Width mm
MDZ SEU	12	50x50

madinoz MDZ BR

FINISH AVAILABLE IN **SSS** **PSS**



Product No.	Projection mm	Diameter mm
MDZ BR	12	52

madinoz MDZ SBR

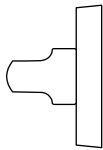
FINISH AVAILABLE IN **SSS** **PSS**




Product No.	Projection mm	Width mm
MDZ SBR	12	50x50

MDZ TT & ER & OC & EU

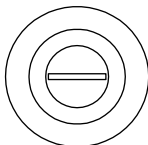
FINISH AVAILABLE IN **SSS** **PSS** **SC** **PC** **PB** **BC**




MDZ TT



MDZ OC



MDZ ER

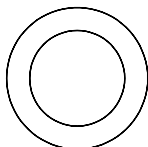


MDZ EU

Product No.	Projection mm	Diameter mm
MDZ TT	40	52
MDZ ER	12	52
MDZ OC	12	52
MDZ EU	12	52

madinoz MDZ BR

FINISH AVAILABLE IN **SSS** **PSS** **SC** **PC** **PB** **BC**



MDZ BR

Product No.	Projection mm	Diameter mm
MDZ BR	12	52

Material 316 Marine Grade Stainless Steel

Product No.	Diameter mm	Length mm	Fixing Centres & Cylinder Height mm
Single Cylinder			
MDZ B1000	32	1350	1200
MDZ B1000	32	1450	1300
MDZ B1000	32	1550	1400
MDZ B1000	32	1650	1500
MDZ B1000	32	1750	1600

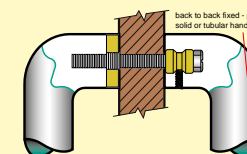
Product No.	Diameter mm	Length mm	Fixing Centres & Cylinder Height mm
Double Cylinders			
MDZ B1005	32	1350	1200
MDZ B1005	32	1450	1300
MDZ B1005	32	1550	1400
MDZ B1005	32	1650	1500
MDZ B1005	32	1750	1600

NOTE:
Special sizes available on request



HOW TO SPECIFY
Product No. / Fixing Centres / Finish / Door Type (refer diagram below)
eg: B1000 / 1200 / SSS / GD

B = BACK/BACK FIXED



PLEASE SPECIFY DOOR TYPE

- GD - Glass doors
- TM - Timber doors
- AL - Aluminium doors

Material 316 Marine Grade Stainless Steel

Product No.	Diameter mm	Projection mm	Length mm
MDZ 2019/K	19	69	1400
MDZ 2019/L	19	69	1300
MDZ 2019/M	19	69	1200
MDZ 2019/N	19	69	1100
MDZ 2019/O	19	69	1000
MDZ 2019/P	19	69	900
MDZ 2019/Q	19	69	800
MDZ 2019/R	19	69	700
MDZ 2019/S	19	69	600
MDZ 2019/T	19	69	500
MDZ 2019/U	19	69	400



HOW TO SPECIFY

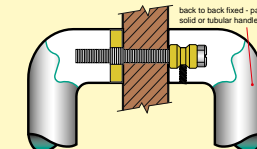
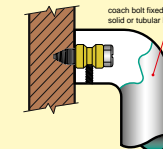
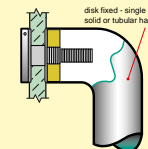
Product No. / Diameter / Finish / Fixing (refer diagram below)

eg: 2019K / 19 / SSS / D Fix GD

D = DISK FIXED

C = CONCEALED FIXED

B = BACK/BACK FIXED



PLEASE SPECIFY DOOR TYPE

GD - Glass doors

TM - Timber doors

AL - Aluminium doors

Material 316 Marine Grade Stainless Steel

Product No.	Fixing Centres mm	Rail Section mm	Standoff mm	Unit	Projection mm	Overall Length mm
Back to Back						
MDZ B2512	600	12x25	25x12	Pair	50	612
MDZ B2512	450	12x25	25x12	Pair	50	462
MDZ B2512	300	12x25	25x12	Pair	50	312
MDZ B2512	200	12x25	25x12	Pair	50	212

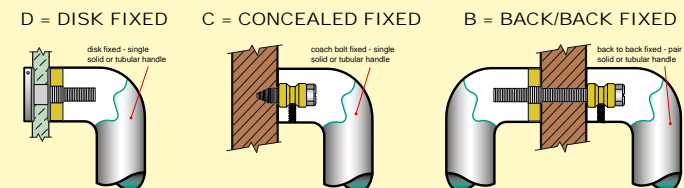
Disk Fixed						
MDZ D2512	600	12x25	25x12	Single	50	612
MDZ D2512	450	12x25	25x12	Single	50	462
MDZ D2512	300	12x25	25x12	Single	50	312
MDZ D2512	200	12x25	25x12	Single	50	212

Concealed Fixed						
MDZ C2512	600	12x25	25x12	Single	50	612
MDZ C2512	450	12x25	25x12	Single	50	462
MDZ C2512	300	12x25	25x12	Single	50	312
MDZ C2512	200	12x25	25x12	Single	50	212

NOTE:
Special sizes available on request



HOW TO SPECIFY
Product No. / Fixing Centres / Finish / Fixing (refer diagram below)
eg: B2512 / 600 / SSS / TM



PLEASE SPECIFY DOOR TYPE
GD - Glass doors
TM - Timber doors
AL - Aluminium doors

Material 316 Marine Grade Stainless Steel

Product No.	Fixing Centres mm	Rail Section mm	Standoff mm	Unit	Projection mm	Offset mm
Back to Back						
MDZ B25120F	600	12x25	25x12	Pair	50	50
MDZ B25120F	450	12x25	25x12	Pair	50	50
MDZ B25120F	300	12x25	25x12	Pair	50	50
MDZ B25120F	200	12x25	25x12	Pair	50	50

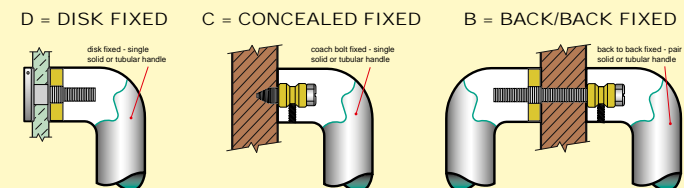
Disk Fixed						
MDZ D25120F	600	12x25	25x12	Single	50	50
MDZ D25120F	450	12x25	25x12	Single	50	50
MDZ D25120F	300	12x25	25x12	Single	50	50
MDZ D25120F	200	12x25	25x12	Single	50	50

Concealed Fixed						
MDZ C25120F	600	12x25	25x12	Single	50	50
MDZ C25120F	450	12x25	25x12	Single	50	50
MDZ C25120F	300	12x25	25x12	Single	50	50
MDZ C25120F	200	12x25	25x12	Single	50	50

NOTE:
Special sizes available on request



HOW TO SPECIFY
Product No. / Fixing Centres / Finish / Fixing (refer diagram below)
eg: B25120F / 600 / SSS / TM



PLEASE SPECIFY DOOR TYPE
GD - Glass doors
TM - Timber doors
AL - Aluminium doors

Material 316 Marine Grade Stainless Steel

Product No.	Fixing Centres mm	Rail Section mm	Standoff mm	Unit	Projection mm	Overall Length mm
Back to Back						
MDZ B2525	600	10x25	25x25	Pair	50	625
MDZ B2525	450	10x25	25x25	Pair	50	475
MDZ B2525	300	10x25	25x25	Pair	50	325
MDZ B2525	200	10x25	25x25	Pair	50	225

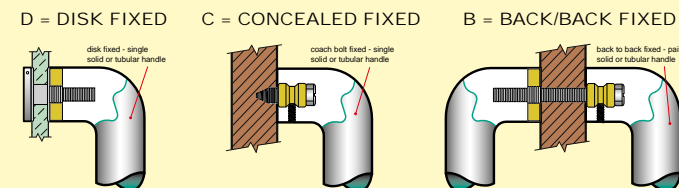
Disk Fixed						
MDZ D2525	600	10x25	25x25	Single	50	625
MDZ D2525	450	10x25	25x25	Single	50	475
MDZ D2525	300	10x25	25x25	Single	50	325
MDZ D2525	200	10x25	25x25	Single	50	225

Concealed Fixed						
MDZ C2525	600	10x25	25x25	Single	50	625
MDZ C2525	450	10x25	25x25	Single	50	475
MDZ C2525	300	10x25	25x25	Single	50	325
MDZ C2525	200	10x25	25x25	Single	50	225

NOTE:
Special sizes available on request



HOW TO SPECIFY
Product No. / Fixing Centres / Finish / Fixing (refer diagram below)
eg: B2525 / 600 / SSS / TM



PLEASE SPECIFY DOOR TYPE
GD - Glass doors
TM - Timber doors
AL - Aluminium doors

Material 316 Marine Grade Stainless Steel

Product No.	Fixing Centres mm	Rail Section mm	Standoff mm	Unit	Projection mm	Offset mm
Back to Back						
MDZ B2525OF	600	25x12	25x25	Pair	50	50
MDZ B2525OF	450	25x12	25x25	Pair	50	50
MDZ B2525OF	300	25x12	25x25	Pair	50	50
MDZ B2525OF	200	25x12	25x25	Pair	50	50

Disk Fixed						
MDZ D2525OF	600	25x12	25x25	Single	50	50
MDZ D2525OF	450	25x12	25x25	Single	50	50
MDZ D2525OF	300	25x12	25x25	Single	50	50
MDZ D2525OF	200	25x12	25x25	Single	50	50

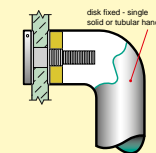
Concealed Fixed						
MDZ C2525OF	600	25x12	25x25	Single	50	50
MDZ C2525OF	450	25x12	25x25	Single	50	50
MDZ C2525OF	300	25x12	25x25	Single	50	50
MDZ C2525OF	200	25x12	25x25	Single	50	50

NOTE:
Special sizes available on request

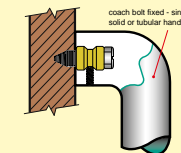


HOW TO SPECIFY
Product No. / Fixing Centres / Finish / Fixing (refer diagram below)
eg: B2525OF / 600 / SSS / TM

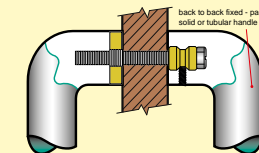
D = DISK FIXED



C = CONCEALED FIXED



B = BACK/BACK FIXED



PLEASE SPECIFY DOOR TYPE
GD - Glass doors
TM - Timber doors
AL - Aluminium doors

Material 316 Marine Grade Stainless Steel

Product No.	Diameter mm		Length mm	Fixing Centres mm
MDZ 5200/K	16	14	1400	1240
MDZ 5200/L	16	14	1300	1140
MDZ 5200/M	16	14	1200	1040
MDZ 5200/N	16	14	1100	940
MDZ 5200/O	16	14	1000	840
MDZ 5200/P	16	14	900	740
MDZ 5200/Q	16	14	800	640
MDZ 5200/R	16	14	700	540
MDZ 5200/S	16	14	600	440
MDZ 5200/T	16	14	500	340
MDZ 5200/U	16	14	400	240

NOTE:
Special sizes available on request



HOW TO SPECIFY

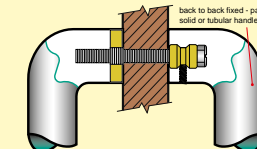
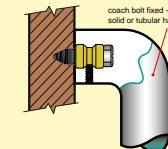
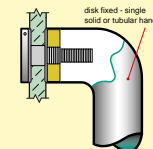
Product No. / Diameter / Finish / Fixing (refer diagram below)

eg: 5200K / 16 / SSS / D Fix GD

D = DISK FIXED

C = CONCEALED FIXED

B = BACK/BACK FIXED



PLEASE SPECIFY DOOR TYPE
GD - Glass doors
TM - Timber doors
AL - Aluminium doors

Material 316 Marine Grade Stainless Steel

Product No.	Diameter mm		Projection mm		Offset mm		Length mm	Fixing Centres mm
MDZ 5250/K	16	14	50	48	85	80	1400	1240
MDZ 5250/L	16	14	50	48	85	80	1300	1140
MDZ 5250/M	16	14	50	48	85	80	1200	1040
MDZ 5250/N	16	14	50	48	85	80	1100	940
MDZ 5250/O	16	14	50	48	85	80	1000	840
MDZ 5250/P	16	14	50	48	85	80	900	740
MDZ 5250/Q	16	14	50	48	85	80	800	640
MDZ 5250/R	16	14	50	48	85	80	700	540
MDZ 5250/S	16	14	50	48	85	80	600	440
MDZ 5250/T	16	14	50	48	85	80	500	340
MDZ 5250/U	16	14	50	48	85	80	400	240

NOTE:
Special sizes available on request



HOW TO SPECIFY
Product No. / Diameter / Finish / Fixing (refer diagram below)
eg: 5250K / 16 / SSS / D Fix GD

D = DISK FIXED

disk fixed - single solid or tubular handle

C = CONCEALED FIXED

coach bolt fixed - single solid or tubular handle

B = BACK/BACK FIXED

back to back fixed - pair solid or tubular handle

PLEASE SPECIFY DOOR TYPE
GD - Glass doors
TM - Timber doors
AL - Aluminium doors

Material 316 Marine Grade Stainless Steel

Product No.	Diameter mm		Length mm	Fixing Centres mm
MDZ 5400/K	16	14	1400	1240
MDZ 5400/L	16	14	1300	1140
MDZ 5400/M	16	14	1200	1040
MDZ 5400/N	16	14	1100	940
MDZ 5400/O	16	14	1000	840
MDZ 5400/P	16	14	900	740
MDZ 5400/Q	16	14	800	640
MDZ 5400/R	16	14	700	540
MDZ 5400/S	16	14	600	440
MDZ 5400/T	16	14	500	340
MDZ 5400/U	16	14	400	240

NOTE:
Special sizes available on request



HOW TO SPECIFY
Product No. / Diameter / Finish / Fixing (refer diagram below)
eg: 5400K / 16 / SSS / D Fix GD

D = DISK FIXED

disk fixed - single solid or tubular handle

C = CONCEALED FIXED

conceal bolt fixed - single solid or tubular handle

B = BACK/BACK FIXED

back to back fixed - pair solid or tubular handle

PLEASE SPECIFY DOOR TYPE
GD - Glass doors
TM - Timber doors
AL - Aluminium doors

Material 316 Marine Grade Stainless Steel

Product No.	Diameter mm		Projection mm		Offset mm		Length mm	Fixing Centres mm
MDZ 5450/K	16	14	50	48	80	75	1400	1240
MDZ 5450/L	16	14	50	48	80	75	1300	1140
MDZ 5450/M	16	14	50	48	80	75	1200	1040
MDZ 5450/N	16	14	50	48	80	75	1100	940
MDZ 5450/O	16	14	50	48	80	75	1000	840
MDZ 5450/P	16	14	50	48	80	75	900	740
MDZ 5450/Q	16	14	50	48	80	75	800	640
MDZ 5450/R	16	14	50	48	80	75	700	540
MDZ 5450/S	16	14	50	48	80	75	600	440
MDZ 5450/T	16	14	50	48	80	75	500	340
MDZ 5450/U	16	14	50	48	80	75	400	240

NOTE:
Special sizes available on request



HOW TO SPECIFY
Product No. / Diameter / Finish / Fixing (refer diagram below)
eg: 5450K / 16 / SSS / D Fix GD

D = DISK FIXED

disk fixed - single solid or tubular handle

C = CONCEALED FIXED

conceal bolt fixed - single solid or tubular handle

B = BACK/BACK FIXED

back to back fixed - pair solid or tubular handle

PLEASE SPECIFY DOOR TYPE
GD - Glass doors
TM - Timber doors
AL - Aluminium doors

Material 316 Marine Grade Stainless Steel

Product No.	Diameter mm			Length mm	Fixing Centres mm
MDZ 6200/A	32	25	19	2400	2240
MDZ 6200/B	32	25	19	2300	2140
MDZ 6200/C	32	25	19	2200	2040
MDZ 6200/D	32	25	19	2100	1940
MDZ 6200/E	32	25	19	2000	1840
MDZ 6200/F	32	25	19	1900	1740
MDZ 6200/G	32	25	19	1800	1640
MDZ 6200/H	32	25	19	1700	1540
MDZ 6200/I	32	25	19	1600	1440
MDZ 6200/J	32	25	19	1500	1340
MDZ 6200/K	32	25	19	1400	1240
MDZ 6200/L	32	25	19	1300	1140
MDZ 6200/M	32	25	19	1200	1040
MDZ 6200/N	32	25	19	1100	940
MDZ 6200/O	32	25	19	1000	840
MDZ 6200/P	32	25	19	900	740
MDZ 6200/Q	32	25	19	800	640
MDZ 6200/R	32	25	19	700	540
MDZ 6200/S	32	25	19	600	440
MDZ 6200/T	32	25	19	500	340
MDZ 6200/U	32	25	19	400	240

NOTE:
Special sizes available on request



HOW TO SPECIFY

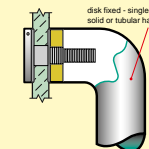
Product No. / Diameter / Finish / Fixing (refer diagram below)

eg: 6200A / 32 / SSS / D Fix GD

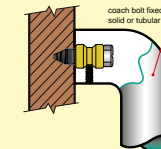
D = DISK FIXED

C = CONCEALED FIXED

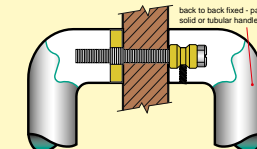
B = BACK/BACK FIXED



disk fixed - single solid or tubular handle



coach bolt fixed - single solid or tubular handle



back to back fixed - pair solid or tubular handle

PLEASE SPECIFY DOOR TYPE
GD - Glass doors
TM - Timber doors
AL - Aluminium doors

Material 316 Marine Grade Stainless Steel

Product No.	Diameter mm	Projection mm	Offset mm	Length mm	Fixing Centres mm
MDZ 6250/G	19	65	90	1800	1640
MDZ 6250/H	19	65	90	1700	1540
MDZ 6250/I	19	65	90	1600	1440
MDZ 6250/J	19	65	90	1500	1340
MDZ 6250/K	19	65	90	1400	1240
MDZ 6250/L	19	65	90	1300	1140
MDZ 6250/M	19	65	90	1200	1040
MDZ 6250/N	19	65	90	1100	940
MDZ 6250/O	19	65	90	1000	840
MDZ 6250/P	19	65	90	900	740
MDZ 6250/Q	19	65	90	800	640
MDZ 6250/R	19	65	90	700	540
MDZ 6250/S	19	65	90	600	440
MDZ 6250/T	19	65	90	500	340
MDZ 6250/U	19	65	90	400	240

NOTE:
Special sizes available on request



HOW TO SPECIFY

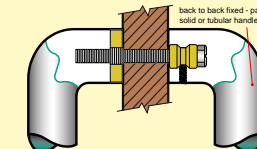
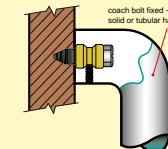
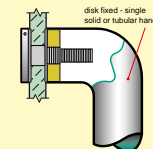
Product No. / Diameter / Finish / Fixing (refer diagram below)

eg: 6250G / 19 / SSS / D Fix GD

D = DISK FIXED

C = CONCEALED FIXED

B = BACK/BACK FIXED



PLEASE SPECIFY DOOR TYPE
GD - Glass doors
TM - Timber doors
AL - Aluminium doors

Material 316 Marine Grade Stainless Steel

Product No.	Diameter mm		Projection mm		Fixing Centres mm
MDZ 6300/K	32	25	85	75	1400
MDZ 6300/L	32	25	85	75	1300
MDZ 6300/M	32	25	85	75	1200
MDZ 6300/N	32	25	85	75	1100
MDZ 6300/O	32	25	85	75	1000
MDZ 6300/P	32	25	85	75	900
MDZ 6300/Q	32	25	85	75	800
MDZ 6300/R	32	25	85	75	700
MDZ 6300/S	32	25	85	75	600
MDZ 6300/T	32	25	85	75	500
MDZ 6300/U	32	25	85	75	400
MDZ 6300/V	32	25	85	75	300
MDZ 6300/W	32	25	85	75	250
MDZ 6300/X	32	25	85	75	200

NOTE:
Special sizes available on request



HOW TO SPECIFY

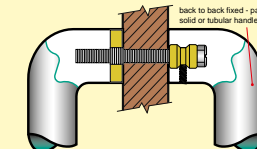
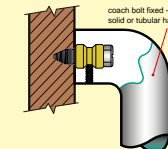
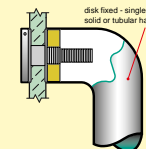
Product No. / Diameter / Finish / Fixing (refer diagram below)

eg: 6300K / 32 / SSS / D Fix GD

D = DISK FIXED

C = CONCEALED FIXED

B = BACK/BACK FIXED



PLEASE SPECIFY DOOR TYPE
GD - Glass doors
TM - Timber doors
AL - Aluminium doors

Material 316 Marine Grade Stainless Steel

Product No.	Diameter mm			Length mm	Fixing Centres mm
MDZ 6400/A	32	25	19	2400	2240
MDZ 6400/B	32	25	19	2300	2140
MDZ 6400/C	32	25	19	2200	2040
MDZ 6400/D	32	25	19	2100	1940
MDZ 6400/E	32	25	19	2000	1840
MDZ 6400/F	32	25	19	1900	1740
MDZ 6400/G	32	25	19	1800	1640
MDZ 6400/H	32	25	19	1700	1540
MDZ 6400/I	32	25	19	1600	1440
MDZ 6400/J	32	25	19	1500	1340
MDZ 6400/K	32	25	19	1400	1240
MDZ 6400/L	32	25	19	1300	1140
MDZ 6400/M	32	25	19	1200	1040
MDZ 6400/N	32	25	19	1100	940
MDZ 6400/O	32	25	19	1000	840
MDZ 6400/P	32	25	19	900	740
MDZ 6400/Q	32	25	19	800	640
MDZ 6400/R	32	25	19	700	540
MDZ 6400/S	32	25	19	600	440
MDZ 6400/T	32	25	19	500	340
MDZ 6400/U	32	25	19	400	240

NOTE:
Special sizes available on request



madinoz MDZ 6400

FINISH AVAILABLE IN **SSS** **PSS**

HOW TO SPECIFY

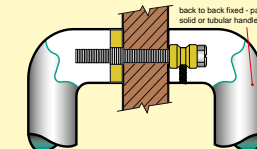
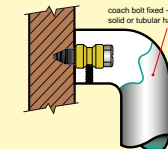
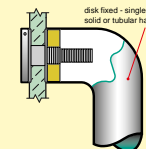
Product No. / Diameter / Finish / Fixing (refer diagram below)

eg: 6400A / 32 / SSS / D Fix GD

D = DISK FIXED

C = CONCEALED FIXED

B = BACK/BACK FIXED



PLEASE SPECIFY DOOR TYPE
GD - Glass doors
TM - Timber doors
AL - Aluminium doors

Material 316 Marine Grade Stainless Steel

Product No.	Diameter mm	Projection mm	Offset mm	Length mm	Fixing Centres mm
MDZ 6450/G	19	65	95	1800	1640
MDZ 6450/H	19	65	95	1700	1540
MDZ 6450/I	19	65	95	1600	1440
MDZ 6450/J	19	65	95	1500	1340
MDZ 6450/K	19	65	95	1400	1240
MDZ 6450/L	19	65	95	1300	1140
MDZ 6450/M	19	65	95	1200	1040
MDZ 6450/N	19	65	95	1100	940
MDZ 6450/O	19	65	95	1000	840
MDZ 6450/P	19	65	95	900	740
MDZ 6450/Q	19	65	95	800	640
MDZ 6450/R	19	65	95	700	540
MDZ 6450/S	19	65	95	600	440
MDZ 6450/T	19	65	95	500	340
MDZ 6450/U	19	65	95	400	240

NOTE:
Special sizes available on request



HOW TO SPECIFY

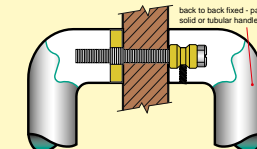
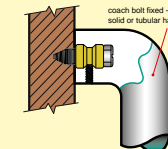
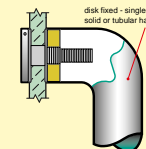
Product No. / Diameter / Finish / Fixing (refer diagram below)

eg: 6450G / 19 / SSS / D Fix GD

D = DISK FIXED

C = CONCEALED FIXED

B = BACK/BACK FIXED



PLEASE SPECIFY DOOR TYPE
GD - Glass doors
TM - Timber doors
AL - Aluminium doors

Material 316 Marine Grade Stainless Steel

Product No.	Diameter mm	Projection mm	Offset mm	Length mm	Fixing Centres mm		
MDZ 6500/A	32	25	83	76	90 85	2400	2240
MDZ 6500/B	32	25	83	76	90 85	2300	2140
MDZ 6500/C	32	25	83	76	90 85	2200	2040
MDZ 6500/D	32	25	83	76	90 85	2100	1940
MDZ 6500/E	32	25	83	76	90 85	2000	1840
MDZ 6500/F	32	25	83	76	90 85	1900	1740
MDZ 6500/G	32	25	83	76	90 85	1800	1640
MDZ 6500/H	32	25	83	76	90 85	1700	1540
MDZ 6500/I	32	25	83	76	90 85	1600	1440
MDZ 6500/J	32	25	83	76	90 85	1500	1340
MDZ 6500/K	32	25	83	76	90 85	1400	1240
MDZ 6500/L	32	25	83	76	90 85	1300	1140
MDZ 6500/M	32	25	83	76	90 85	1200	1040
MDZ 6500/N	32	25	83	76	90 85	1100	940
MDZ 6500/O	32	25	83	76	90 85	1000	840
MDZ 6500/P	32	25	83	76	90 85	900	740
MDZ 6500/Q	32	25	83	76	90 85	800	640
MDZ 6500/R	32	25	83	76	90 85	700	540
MDZ 6500/S	32	25	83	76	90 85	600	440
MDZ 6500/T	32	25	83	76	90 85	500	340
MDZ 6500/U	32	25	83	76	90 85	400	240

NOTE:
MDZ 6500/A to F to come with 3 stand offs (fixing points) in 25mm diameter only
Special sizes available on request



madinoz MDZ 6500

FINISH AVAILABLE IN **SSS** **PSS**

HOW TO SPECIFY

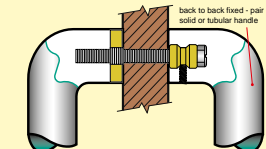
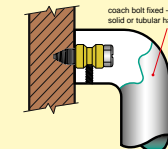
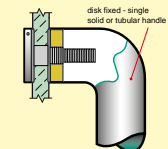
Product No. / Diameter / Finish / Fixing (refer diagram below)

eg: 6500A / 32 / SSS / D Fix GD

D = DISK FIXED

C = CONCEALED FIXED

B = BACK/BACK FIXED



PLEASE SPECIFY DOOR TYPE

GD - Glass doors

TM - Timber doors

AL - Aluminium doors

Material 316 Marine Grade Stainless Steel

Product No.	Fixing Centres mm	Rail Section mm	Unit	Projection mm	Overall Length mm
Back to Back					
MDZ B8000	1500	50x25	Pair	75	1525
MDZ B8000	1000	50x25	Pair	75	1025
MDZ B8000	800	50x25	Pair	75	825
MDZ B8000	600	50x25	Pair	75	625
MDZ B8000	400	50x25	Pair	75	425

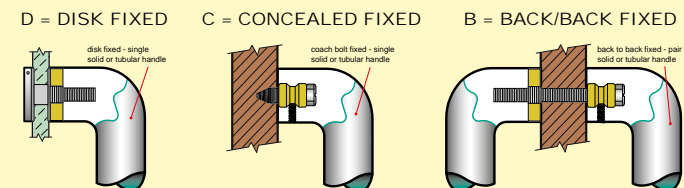
Disk Fixed					
Product No.	Fixing Centres mm	Rail Section mm	Unit	Projection mm	Overall Length mm
MDZ D8000	1500	50x25	Single	75	1525
MDZ D8000	1000	50x25	Single	75	1025
MDZ D8000	800	50x25	Single	75	825
MDZ D8000	600	50x25	Single	75	625
MDZ D8000	400	50x25	Single	75	425

Concealed Fixed					
Product No.	Fixing Centres mm	Rail Section mm	Unit	Projection mm	Overall Length mm
MDZ C8000	1500	50x25	Single	75	1525
MDZ C8000	1000	50x25	Single	75	1025
MDZ C8000	800	50x25	Single	75	825
MDZ C8000	600	50x25	Single	75	625
MDZ C8000	400	50x25	Single	75	425

NOTE:
MDZ 8000 Series come in fixing centres from 400mm to 2000mm, in 100mm increments.
Available in all fixes.
Special sizes available on request



HOW TO SPECIFY
Product No. / Fixing Centres / Rail Section / Finish / Fixing (refer diagram below)
eg: B8000 / 800 / 50x25 / SSS / TM



PLEASE SPECIFY DOOR TYPE
GD - Glass doors
TM - Timber doors
AL - Aluminium doors

Material 316 Marine Grade Stainless Steel

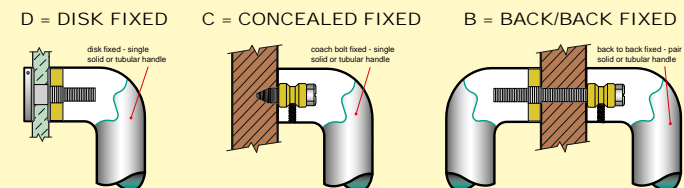
Product No.	Fixing Centres mm	Square Tube mm	Unit	Projection mm	Width mm	Overall Length mm
Back to Back						
MDZ B8010	600	19	Pair	55	80	632
Disk Fixed						
MDZ D8010	600	19	Single	55	80	632
Concealed Fixed						
MDZ C8010	600	19	Single	55	80	632



madinoz MDZ 8010

FINISH AVAILABLE IN **SSS** **PSS**

HOW TO SPECIFY
 Product No. / Fixing Centres / Square Tube / Finish / Fixing (refer diagram below)
 eg: B8010 / 600 / 19 / SSS / TM



PLEASE SPECIFY DOOR TYPE
 GD - Glass doors
 TM - Timber doors
 AL - Aluminium doors

Material 316 Marine Grade Stainless Steel

Product No.	Fixing Centres mm	Square Tube mm	Unit	Projection mm	Width mm	Overall Length mm
Back to Back						
MDZ B8020	1500	25	Pair	70	100	1525
MDZ B8020	1000	25	Pair	70	100	1025
MDZ B8020	800	25	Pair	70	100	825
MDZ B8020	600	25	Pair	70	100	625
MDZ B8020	400	25	Pair	70	100	425

Disk Fixed						
MDZ D8020	1500	25	Single	70	100	1525
MDZ D8020	1000	25	Single	70	100	1025
MDZ D8020	800	25	Single	70	100	825
MDZ D8020	600	25	Single	70	100	625
MDZ D8020	400	25	Single	70	100	425

Concealed Fixed						
MDZ C8020	1500	25	Single	70	100	1525
MDZ C8020	1000	25	Single	70	100	1025
MDZ C8020	800	25	Single	70	100	825
MDZ C8020	600	25	Single	70	100	625
MDZ C8020	400	25	Single	70	100	425

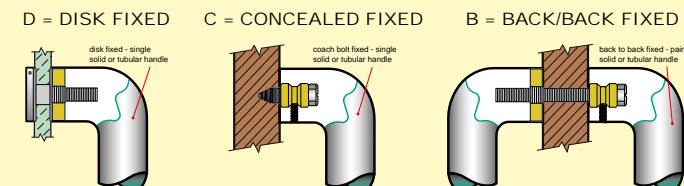
NOTE:
 Special sizes available on request



madinoz MDZ 8020

FINISH AVAILABLE IN **SSS** **PSS**

HOW TO SPECIFY
 Product No. / Fixing Centres / Square Tube / Finish / Fixing (refer diagram below)
 eg: B8020 / 1000 / 25 / SSS / TM



PLEASE SPECIFY DOOR TYPE
 GD - Glass doors
 TM - Timber doors
 AL - Aluminium doors

Material 316 Marine Grade Stainless Steel

Product No.	Fixing Centres mm	Square Tube mm			Unit	Projection mm			Overall Length mm		
Back to Back											
MDZ B8030	1500	32	25	19	Pair	77	70	65	1532	1525	1519
MDZ B8030	1000	32	25	19	Pair	77	70	65	1032	1025	1019
MDZ B8030	800	32	25	19	Pair	77	70	65	832	825	819
MDZ B8030	600	32	25	19	Pair	77	70	65	632	625	619
MDZ B8030	400	32	25	19	Pair	77	70	65	432	425	419

Disk Fixed											
MDZ D8030	1500	32	25	19	Single	77	70	65	1532	1525	1519
MDZ D8030	1000	32	25	19	Single	77	70	65	1032	1025	1019
MDZ D8030	800	32	25	19	Single	77	70	65	832	825	819
MDZ D8030	600	32	25	19	Single	77	70	65	632	625	619
MDZ D8030	400	32	25	19	Single	77	70	65	432	425	419

Concealed Fixed											
MDZ C8030	1500	32	25	19	Single	77	70	65	1532	1525	1519
MDZ C8030	1000	32	25	19	Single	77	70	65	1032	1025	1019
MDZ C8030	800	32	25	19	Single	77	70	65	832	825	819
MDZ C8030	600	32	25	19	Single	77	70	65	632	625	619
MDZ C8030	400	32	25	19	Single	77	70	65	432	425	419

NOTE:

Also available in all fixes

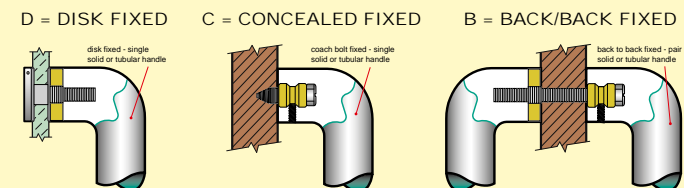
MDZ 8030 Series in 32mm diameter come in fixing centres from 400mm to 2400mm, in 100mm increments.

MDZ 8030 Series in 25mm diameter come in fixing centres from 400mm to 2000mm, in 100mm increments.

MDZ 8030 Series in 19mm diameter come in fixing centres from 400mm to 1500mm, in 100mm increments.



HOW TO SPECIFY
Product No. / Fixing Centres / Square Tube / Finish / Fixing (refer diagram below)
eg: B8030 / 800 / 25 / SSS / TM



PLEASE SPECIFY DOOR TYPE
GD - Glass doors
TM - Timber doors
AL - Aluminium doors

Material 316 Marine Grade Stainless Steel

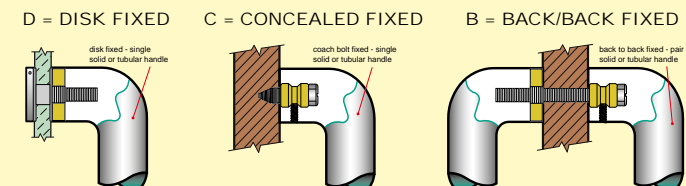
Product No.	Fixing Centres mm	Flat Plate mm	Unit	Projection mm	Width mm	Overall Length mm
Back to Back						
MDZ B8040	150	6	Pair	51	150	250
Disk Fixed						
MDZ D8040	150	6	Single	51	150	250
Concealed Fixed						
MDZ C8040	150	6	Single	51	150	250



madinoz MDZ 8040

FINISH AVAILABLE IN **SSS** **PSS**

HOW TO SPECIFY
 Product No. / Fixing Centres / Flat Plate / Finish / Fixing (refer diagram below)
 eg: B8040 / 150 / 6 / SSS / TM



PLEASE SPECIFY DOOR TYPE
 GD - Glass doors
 TM - Timber doors
 AL - Aluminium doors

Material 316 Marine Grade Stainless Steel

Product No.	Fixing Centres mm	Square Tube mm			Unit	Projection mm			Width mm			Overall Length mm		
Back to Back														
MDZ B8050	1500	32	25	19	Pair	72	65	60	90	90	90	1532	1525	1519
MDZ B8050	1000	32	25	19	Pair	72	65	60	90	90	90	1032	1025	1019
MDZ B8050	800	32	25	19	Pair	72	65	60	90	90	90	832	825	819
MDZ B8050	600	32	25	19	Pair	72	65	60	90	90	90	632	625	619
MDZ B8050	400	32	25	19	Pair	72	65	60	90	90	90	432	425	419

Disk Fixed														
MDZ D8050	1500	32	25	19	Single	72	65	60	90	90	90	1532	1525	1519
MDZ D8050	1000	32	25	19	Single	72	65	60	90	90	90	1032	1025	1019
MDZ D8050	800	32	25	19	Single	72	65	60	90	90	90	832	825	819
MDZ D8050	600	32	25	19	Single	72	65	60	90	90	90	632	625	619
MDZ D8050	400	32	25	19	Single	72	65	60	90	90	90	432	425	419

Concealed Fixed														
MDZ C8050	1500	32	25	19	Single	72	65	60	90	90	90	1532	1525	1519
MDZ C8050	1000	32	25	19	Single	72	65	60	90	90	90	1032	1025	1019
MDZ C8050	800	32	25	19	Single	72	65	60	90	90	90	832	825	819
MDZ C8050	600	32	25	19	Single	72	65	60	90	90	90	632	625	619
MDZ C8050	400	32	25	19	Single	72	65	60	90	90	90	432	425	419

NOTE:

Also available in all finishes

MDZ 8050 Series in 32mm diameter come in fixing centres from 400mm to 2400mm, in 100mm increments.

MDZ 8050 Series in 25mm diameter come in fixing centres from 400mm to 2000mm, in 100mm increments.

MDZ 8050 Series in 19mm diameter come in fixing centres from 400mm to 1500mm, in 100mm increments.

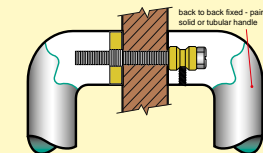
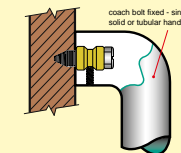
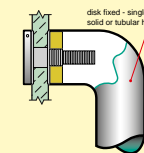


HOW TO SPECIFY
Product No. / Fixing Centres / Square Tube / Finish / Fixing (refer diagram below)
eg: B8050 / 800 / 25 / SSS / TM

D = DISK FIXED

C = CONCEALED FIXED

B = BACK/BACK FIXED



PLEASE SPECIFY DOOR TYPE
GD - Glass doors
TM - Timber doors
AL - Aluminium doors

Material 316 Marine Grade Stainless Steel

Product No.	Fixing Centres mm	Flat Bar mm	Unit	Projection mm	Overall Length mm
Back to Back					
MDZ B8060	800	25x10	Pair	57	825
MDZ B8060	600	25x10	Pair	57	625
MDZ B8060	400	25x10	Pair	57	425
Disk Fixed					
MDZ D8060	800	25x10	Single	57	825
MDZ D8060	600	25x10	Single	57	625
MDZ D8060	400	25x10	Single	57	425
Concealed Fixed					
MDZ C8060	800	25x10	Single	57	825
MDZ C8060	600	25x10	Single	57	625
MDZ C8060	400	25x10	Single	57	425



madinoz MDZ 8060

FINISH AVAILABLE IN **SSS** **PSS**

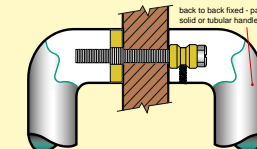
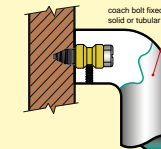
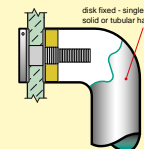
HOW TO SPECIFY

Product No. / Fixing Centres / Flat Bar / Finish / Fixing (refer diagram below)
 eg: B8060 / 600 / 25x10 / SSS / TM

D = DISK FIXED

C = CONCEALED FIXED

B = BACK/BACK FIXED



PLEASE SPECIFY DOOR TYPE
 GD - Glass doors
 TM - Timber doors
 AL - Aluminium doors

Material 316 Marine Grade Stainless Steel

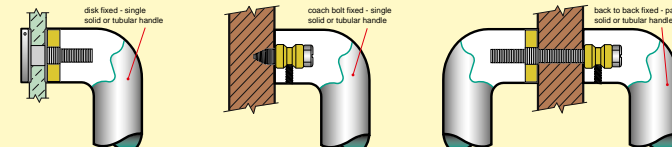
Product No.	Fixing Centres mm	Flat Bar mm	Unit	Projection mm	Overall Length mm
Back to Back					
MDZ B8070	270	40x8	Pair	53	400
Disk Fixed					
MDZ D8070	270	40x8	Single	53	400
Concealed Fixed					
MDZ C8070	270	40x8	Single	53	400



HOW TO SPECIFY

Product No. / Fixing Centres / Flat Bar / Finish / Fixing (refer diagram below)
 eg: B8070 / 270 / 40x8 / SSS / TM

D = DISK FIXED C = CONCEALED FIXED B = BACK/BACK FIXED



PLEASE SPECIFY DOOR TYPE
 GD - Glass doors
 TM - Timber doors
 AL - Aluminium doors

Material 316 Marine Grade Stainless Steel

Product No.	Fixing Centres mm	Square Tube mm	Unit	Projection mm	Width mm	Overall Length mm
Back to Back						
MDZ B8080	1340	19	Pair	65	75	1500
MDZ B8080	840	19	Pair	65	75	1000
MDZ B8080	640	19	Pair	65	75	800
MDZ B8080	440	19	Pair	65	75	600
MDZ B8080	240	19	Pair	65	75	400

Disk Fixed						
MDZ D8080	1340	19	Single	65	75	1500
MDZ D8080	840	19	Single	65	75	1000
MDZ D8080	640	19	Single	65	75	800
MDZ D8080	440	19	Single	65	75	600
MDZ D8080	240	19	Single	65	75	400

Concealed Fixed						
MDZ C8080	1340	19	Single	65	75	1500
MDZ C8080	840	19	Single	65	75	1000
MDZ C8080	640	19	Single	65	75	800
MDZ C8080	440	19	Single	65	75	600
MDZ C8080	240	19	Single	65	75	400

NOTE:
Special sizes available on request



madinoz MDZ 8080

FINISH AVAILABLE IN **SSS** **PSS**

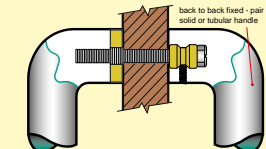
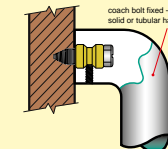
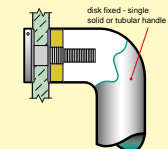
HOW TO SPECIFY

Product No. / Fixing Centres / Square Tube / Finish / Fixing (refer diagram below)
eg: B8080 / 1340 / 19 / SSS / TM

D = DISK FIXED

C = CONCEALED FIXED

B = BACK/BACK FIXED



PLEASE SPECIFY DOOR TYPE
GD - Glass doors
TM - Timber doors
AL - Aluminium doors

Material 316 Marine Grade Stainless Steel

Product No.	Fixing Centres mm	Tube Diameter mm	Unit	Projection mm	Width mm	Overall Length mm
Back to Back						
MDZ B8090	1340	25	Pair	71	75	1500
MDZ B8090	840	25	Pair	71	75	1000
MDZ B8090	640	25	Pair	71	75	800
MDZ B8090	440	25	Pair	71	75	600
MDZ B8090	240	25	Pair	71	75	400

Disk Fixed						
MDZ D8090	1340	25	Single	71	75	1500
MDZ D8090	840	25	Single	71	75	1000
MDZ D8090	640	25	Single	71	75	800
MDZ D8090	440	25	Single	71	75	600
MDZ D8090	240	25	Single	71	75	400

Concealed Fixed						
MDZ C8090	1340	25	Single	71	75	1500
MDZ C8090	840	25	Single	71	75	1000
MDZ C8090	640	25	Single	71	75	800
MDZ C8090	440	25	Single	71	75	600
MDZ C8090	240	25	Single	71	75	400

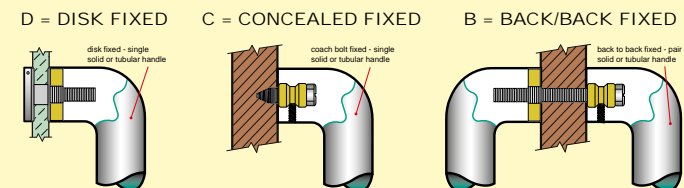
NOTE:
 Special sizes available on request



madinoz MDZ 8090

FINISH AVAILABLE IN **SSS** **PSS**


HOW TO SPECIFY
 Product No. / Fixing Centres / Tube Diameter / Finish / Fixing (refer diagram below)
 eg: B8090 / 440 / 25 / SSS / TM



PLEASE SPECIFY DOOR TYPE
 GD - Glass doors
 TM - Timber doors
 AL - Aluminium doors

Material 316 Marine Grade Stainless Steel

Product No.	Fixing Centres mm	Flat Bar mm	Unit	Projection mm	Overall Length mm
Back to Back					
MDZ B8100	600	40x10	Pair	65	645
Disk Fixed					
MDZ D8100	600	40x10	Single	65	645
Concealed Fixed					
MDZ C8100	600	40x10	Single	65	645

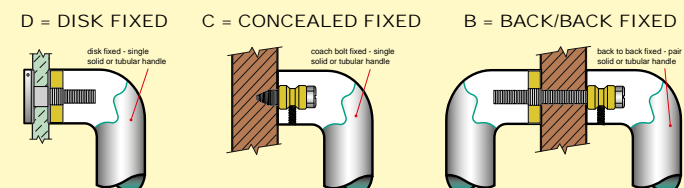


madinoz MDZ 8100

FINISH AVAILABLE IN **SSS** **PSS**

HOW TO SPECIFY

Product No. / Fixing Centres / Flat Bar / Finish / Fixing (refer diagram below)
 eg: B8100 / 600 / 40x10 / SSS / TM



PLEASE SPECIFY DOOR TYPE
 GD - Glass doors
 TM - Timber doors
 AL - Aluminium doors

Material 316 Marine Grade Stainless Steel

Product No.	Fixing Centres mm	Square Tube mm	Unit	Projection mm	Width mm	Overall Length mm
Back to Back						
MDZ B8110	1500	25	Pair	65	75	1525
MDZ B8110	1000	25	Pair	65	75	1025
MDZ B8110	800	25	Pair	65	75	825
MDZ B8110	600	25	Pair	65	75	625
MDZ B8110	400	25	Pair	65	75	425

Disk Fixed						
MDZ D8110	1500	25	Single	65	75	1525
MDZ D8110	1000	25	Single	65	75	1025
MDZ D8110	800	25	Single	65	75	825
MDZ D8110	600	25	Single	65	75	625
MDZ D8110	400	25	Single	65	75	425

Concealed Fixed						
MDZ C8110	1500	25	Single	65	75	1525
MDZ C8110	1000	25	Single	65	75	1025
MDZ C8110	800	25	Single	65	75	825
MDZ C8110	600	25	Single	65	75	625
MDZ C8110	400	25	Single	65	75	425

NOTE:
 Special sizes available on request

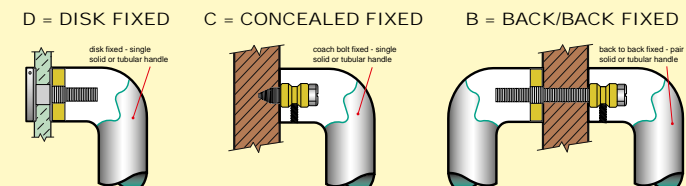


madinoz MDZ 8110

FINISH AVAILABLE IN **SSS** **PSS**

HOW TO SPECIFY

Product No. / Fixing Centres / Square Tube / Finish / Fixing (refer diagram below)
 eg: B8110 / 800 / 25 / SSS / TM



PLEASE SPECIFY DOOR TYPE
 GD - Glass doors
 TM - Timber doors
 AL - Aluminium doors

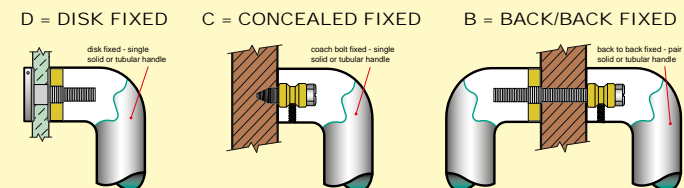
Material 316 Marine Grade Stainless Steel

Product No.	Fixing Centres mm	Rod Diameter mm	Unit	Projection mm	Width mm	Overall Length mm
Back to Back						
MDZ B8120	720	12	Pair	56	75	800
MDZ B8120	520	12	Pair	56	75	600
MDZ B8120	320	12	Pair	56	75	400
Disk Fixed						
MDZ D8120	720	12	Single	56	75	800
MDZ D8120	520	12	Single	56	75	600
MDZ D8120	320	12	Single	56	75	400
Concealed Fixed						
MDZ C8120	720	12	Single	56	75	800
MDZ C8120	520	12	Single	56	75	600
MDZ C8120	320	12	Single	56	75	400

NOTE:
 Special sizes available on request



HOW TO SPECIFY
 Product No. / Fixing Centres / Rod Diameter / Finish / Fixing (refer diagram below)
 eg: B8120 / 320 / 12 / SSS / TM




PLEASE SPECIFY DOOR TYPE
 GD - Glass doors
 TM - Timber doors
 AL - Aluminium doors

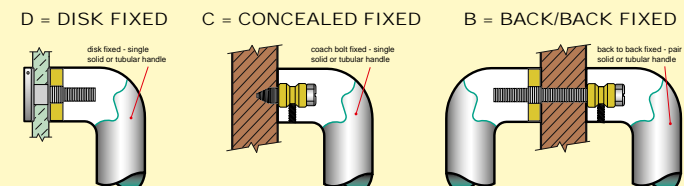
Material 316 Marine Grade Stainless Steel

Product No.	Fixing Centres mm	Rod Diameter mm	Unit	Projection mm	Overall Length mm
Back to Back					
MDZ B8130	720	12	Pair	55	800
MDZ B8130	520	12	Pair	55	600
MDZ B8130	320	12	Pair	55	400
Disk Fixed					
MDZ D8130	720	12	Single	55	800
MDZ D8130	520	12	Single	55	600
MDZ D8130	320	12	Single	55	400
Concealed Fixed					
MDZ C8130	720	12	Single	55	800
MDZ C8130	520	12	Single	55	600
MDZ C8130	320	12	Single	55	400

NOTE:
 Special sizes available on request



HOW TO SPECIFY
 Product No. / Fixing Centres / Rod Diameter / Finish / Fixing (refer diagram below)
 eg: B8130 / 720 / 12 / SSS / TM



PLEASE SPECIFY DOOR TYPE
 GD - Glass doors
 TM - Timber doors
 AL - Aluminium doors

Material 316 Marine Grade Stainless Steel

Product No.	Fixing Centres mm	Tube Diameter mm	Unit	Projection mm	Width mm	Overall Length mm
Back to Back						
MDZ B8140	400	25	Pair	60	100	500
Disk Fixed						
MDZ D8140	400	25	Single	60	100	500
Concealed Fixed						
MDZ C8140	400	25	Single	60	100	500

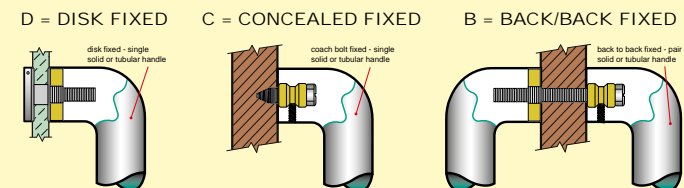
NOTE:

Flat bar measures 25mm x 10mm
 Special sizes available on request



HOW TO SPECIFY

Product No. / Fixing Centres / Tube Diameter / Finish / Fixing (refer diagram below)
 eg: B8140 / 400 / 25 / SSS / TM



PLEASE SPECIFY DOOR TYPE
 GD - Glass doors
 TM - Timber doors
 AL - Aluminium doors

Material 316 Marine Grade Stainless Steel

Product No.	Fixing Centres mm	Square Tube mm			Unit	Projection mm			Overall Length mm
Back to Back									
MDZ B8150	1340	32	25	19	Pair	77	70	65	1500
MDZ B8150	840	32	25	19	Pair	77	70	65	1000
MDZ B8150	640	32	25	19	Pair	77	70	65	800
MDZ B8150	440	32	25	19	Pair	77	70	65	600
MDZ B8150	240	32	25	19	Pair	77	70	65	400

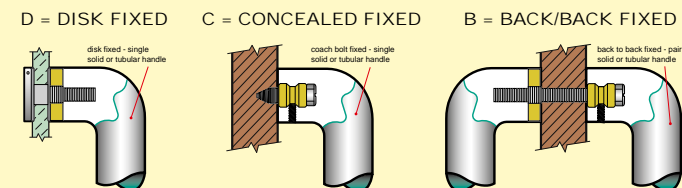
Disk Fixed									
MDZ D8150	1340	32	25	19	Single	77	70	65	1500
MDZ D8150	840	32	25	19	Single	77	70	65	1000
MDZ D8150	640	32	25	19	Single	77	70	65	800
MDZ D8150	440	32	25	19	Single	77	70	65	600
MDZ D8150	240	32	25	19	Single	77	70	65	400

Concealed Fixed									
MDZ C8150	1340	32	25	19	Single	77	70	65	1500
MDZ C8150	840	32	25	19	Single	77	70	65	1000
MDZ C8150	640	32	25	19	Single	77	70	65	800
MDZ C8150	440	32	25	19	Single	77	70	65	600
MDZ C8150	240	32	25	19	Single	77	70	65	400

NOTE:
Special sizes available on request



HOW TO SPECIFY
Product No. / Fixing Centres / Square Tube / Finish / Fixing (refer diagram below)
eg: B8150 / 840 / 32 / SSS / TM



PLEASE SPECIFY DOOR TYPE
GD - Glass doors
TM - Timber doors
AL - Aluminium doors

Material 316 Marine Grade Stainless Steel

Product No.	Fixing Centres mm	Tube Diameter mm	Unit	Projection mm	Width mm	Overall Length mm
Back to Back						
MDZ B8160	1500	25	Pair	70	90	1525
MDZ B8160	1000	25	Pair	70	90	1025
MDZ B8160	800	25	Pair	70	90	825
MDZ B8160	600	25	Pair	70	90	625

Disk Fixed						
MDZ D8160	1500	25	Single	70	90	1525
MDZ D8160	1000	25	Single	70	90	1025
MDZ D8160	800	25	Single	70	90	825
MDZ D8160	600	25	Single	70	90	625

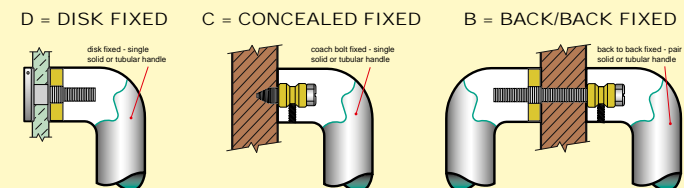
Concealed Fixed						
MDZ C8160	1500	25	Single	70	90	1525
MDZ C8160	1000	25	Single	70	90	1025
MDZ C8160	800	25	Single	70	90	825
MDZ C8160	600	25	Single	70	90	625



madinoz MDZ 8160

FINISH AVAILABLE IN **SSS** **PSS**

HOW TO SPECIFY
 Product No. / Fixing Centres / Tube Diameter / Finish / Fixing (refer diagram below)
 eg: B8160 / 800 / 25 / SSS / TM



PLEASE SPECIFY DOOR TYPE
 GD - Glass doors
 TM - Timber doors
 AL - Aluminium doors


Material 316 Marine Grade Stainless Steel

Product No.	Fixing Centres mm	Square Tube mm			Unit	Projection mm			Overall Length mm		
Back to Back											
MDZ B8170	1500	32	25	19	Pair	77	70	65	1532	1525	1519
MDZ B8170	1000	32	25	19	Pair	77	70	65	1032	1025	1019
MDZ B8170	800	32	25	19	Pair	77	70	65	832	825	819
MDZ B8170	600	32	25	19	Pair	77	70	65	632	625	619
MDZ B8170	400	32	25	19	Pair	77	70	65	432	425	419

Disk Fixed											
MDZ D8170	1500	32	25	19	Single	77	70	65	1532	1525	1519
MDZ D8170	1000	32	25	19	Single	77	70	65	1032	1025	1019
MDZ D8170	800	32	25	19	Single	77	70	65	832	825	819
MDZ D8170	600	32	25	19	Single	77	70	65	632	625	619
MDZ D8170	400	32	25	19	Single	77	70	65	432	425	419

Concealed Fixed											
MDZ C8170	1500	32	25	19	Single	77	70	65	1532	1525	1519
MDZ C8170	1000	32	25	19	Single	77	70	65	1032	1025	1019
MDZ C8170	800	32	25	19	Single	77	70	65	832	825	819
MDZ C8170	600	32	25	19	Single	77	70 <td 65	632	625	619	
MDZ C8170	400	32	25	19	Single	77	70	65	432	425	419

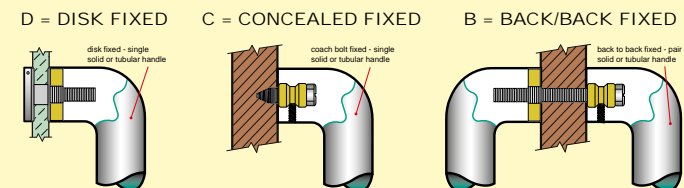
NOTE:
 Special sizes available on request



madinoz MDZ 8170

FINISH AVAILABLE IN **SSS** **PSS**

HOW TO SPECIFY
 Product No. / Fixing Centres / Square Tube / Finish / Fixing (refer diagram below)
 eg: B8170 / 1000 / 25 / SSS / TM



PLEASE SPECIFY DOOR TYPE
 GD - Glass doors
 TM - Timber doors
 AL - Aluminium doors

Material 316 Marine Grade Stainless Steel

Product No.	Fixing Centres mm	Flat Bar mm	Unit	Projection mm	Overall Length mm
Back to Back					
MDZ B8180	500	25x10	Pair	65	600
Disk Fixed					
MDZ D8180	500	25x10	Single	65	600



madinoz MDZ 8180

FINISH AVAILABLE IN **SSS** **PSS**

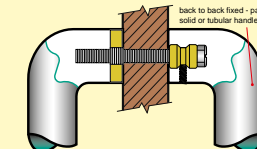
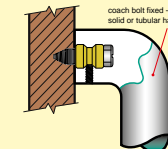
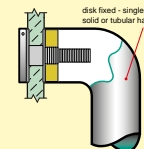
HOW TO SPECIFY

Product No. / Fixing Centres / Flat Bar / Finish / Fixing (refer diagram below)
 eg: B8180 / 500 / 25 / SSS / TM

D = DISK FIXED

C = CONCEALED FIXED

B = BACK/BACK FIXED



PLEASE SPECIFY DOOR TYPE
 GD - Glass doors
 TM - Timber doors
 AL - Aluminium doors

Material 316 Marine Grade Stainless Steel

Product No.	Fixing Centres mm	Tube Diameter mm	Unit	Projection mm	Width mm	Overall Length mm
Back to Back						
MDZ B8190	1500	32	25	Pair	72 65	100 100 1532 1525
MDZ B8190	1000	32	25	Pair	72 65	100 100 1032 1025
MDZ B8190	800	32	25	Pair	72 65	100 100 832 825
MDZ B8190	600	32	25	Pair	72 65	100 100 632 625
MDZ B8190	400	32	25	Pair	72 65	100 100 432 425

Product No.	Fixing Centres mm	Tube Diameter mm	Unit	Projection mm	Width mm	Overall Length mm
Disk Fixed						
MDZ D8190	1500	32	25	Single	72 65	100 100 1532 1525
MDZ D8190	1000	32	25	Single	72 65	100 100 1032 1025
MDZ D8190	800	32	25	Single	72 65	100 100 832 825
MDZ D8190	600	32	25	Single	72 65	100 100 632 625
MDZ D8190	400	32	25	Single	72 65	100 100 432 425

Product No.	Fixing Centres mm	Tube Diameter mm	Unit	Projection mm	Width mm	Overall Length mm
Concealed Fixed						
MDZ C8190	1500	32	25	Single	72 65	100 100 1532 1525
MDZ C8190	1000	32	25	Single	72 65	100 100 1032 1025
MDZ C8190	800	32	25	Single	72 65	100 100 832 825
MDZ C8190	600	32	25	Single	72 65	100 100 632 625
MDZ C8190	400	32	25	Single	72 65	100 100 432 425

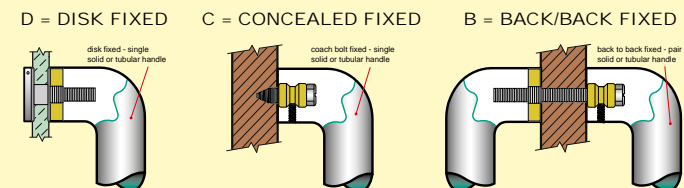
NOTE:
Special sizes available on request



madinoz MDZ 8190

FINISH AVAILABLE IN **SSS** **PSS**

HOW TO SPECIFY
Product No. / Fixing Centres / Tube Diameter / Finish / Fixing (refer diagram below)
eg: B8190 / 1000 / 32 / SSS / TM



PLEASE SPECIFY DOOR TYPE
GD - Glass doors
TM - Timber doors
AL - Aluminium doors

Material 316 Marine Grade Stainless Steel

Product No.	Fixing Centres mm	Rod Diameter mm	Unit	Projection mm	Width mm	Overall Length mm
Back to Back						
MDZ B8200	400	10	Pair	50	110	500
Disk Fixed						
MDZ D8200	400	10	Single	50	110	500
Concealed Fixed						
MDZ C8200	400	10	Single	50	110	500

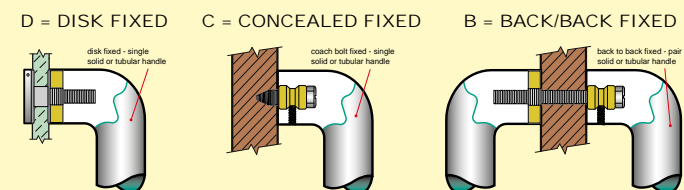
NOTE:

Flat bar measures 25mm x 10mm



HOW TO SPECIFY

Product No. / Fixing Centres / Rod Diameter / Finish / Fixing (refer diagram below)
 eg: B8200 / 400 / 10 / SSS / TM



PLEASE SPECIFY DOOR TYPE
 GD - Glass doors
 TM - Timber doors
 AL - Aluminium doors

Material 316 Marine Grade Stainless Steel

Product No.	Fixing Centres mm	Tube Diameter mm	Unit	Projection mm	Overall Length mm
Back to Back					
MDZ B8210	1500	32	25	Pair	82 75 1532 1525
MDZ B8210	1000	32	25	Pair	82 75 1032 1025
MDZ B8210	800	32	25	Pair	82 75 832 825
MDZ B8210	600	32	25	Pair	82 75 632 625
MDZ B8210	400	32	25	Pair	82 75 432 425

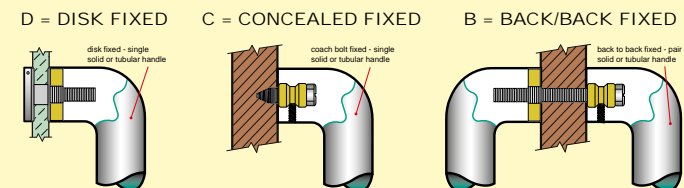
Disk Fixed					
MDZ D8210	1500	32	25	Single	82 75 1532 1525
MDZ D8210	1000	32	25	Single	82 75 1032 1025
MDZ D8210	800	32	25	Single	82 75 832 825
MDZ D8210	600	32	25	Single	82 75 632 625
MDZ D8210	400	32	25	Single	82 75 432 425

Concealed Fixed					
MDZ C8210	1500	32	25	Single	82 75 1532 1525
MDZ C8210	1000	32	25	Single	82 75 1032 1025
MDZ C8210	800	32	25	Single	82 75 832 825
MDZ C8210	600	32	25	Single	82 75 632 625
MDZ C8210	400	32	25	Single	82 75 432 425

NOTE:
Special sizes available on request



HOW TO SPECIFY
Product No. / Fixing Centres / Tube Diameter / Finish / Fixing (refer diagram below)
eg: B8210 / 600 / 32 / SSS / TM



PLEASE SPECIFY DOOR TYPE
GD - Glass doors
TM - Timber doors
AL - Aluminium doors

Material 316 Marine Grade Stainless Steel

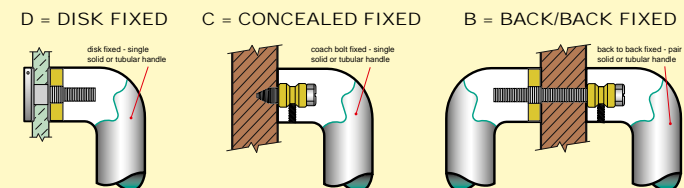
Product No.	Fixing Centres mm	Tube Diameter mm	Unit	Projection mm	Width mm	Overall Length mm
Back to Back						
MDZ B8220	600	25	Pair	65	175	632
Disk Fixed						
MDZ D8220	600	25	Single	65	175	632
Concealed Fixed						
MDZ C8220	600	25	Single	65	175	632



madinoz MDZ 8220

FINISH AVAILABLE IN **SSS** **PSS**

HOW TO SPECIFY
 Product No. / Fixing Centres / Tube Diameter / Finish / Fixing (refer diagram below)
 eg: B8220 / 600 / 25 / SSS / TM



PLEASE SPECIFY DOOR TYPE
 GD - Glass doors
 TM - Timber doors
 AL - Aluminium doors

Material 316 Marine Grade Stainless Steel

Product No.	Fixing Centres mm	Square Tube mm	Round Standoff Dia. mm	Unit	Projection mm	Overall Length mm
Back to Back						
MDZ B8230	1940	32	25	25	19	Pair 76 69 2000
MDZ B8230	1440	32	25	25	19	Pair 76 69 1500
MDZ B8230	940	32	25	25	19	Pair 76 69 1000
MDZ B8230	740	32	25	25	19	Pair 76 69 800
MDZ B8230	540	32	25	25	19	Pair 76 69 600
MDZ B8230	340	32	25	25	19	Pair 76 69 400

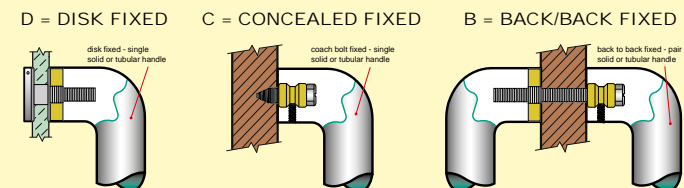
Product No.	Fixing Centres mm	Square Tube mm	Round Standoff Dia. mm	Unit	Projection mm	Overall Length mm
Disk Fixed						
MDZ D8230	1940	32	25	25	19	Single 76 69 2000
MDZ D8230	1440	32	25	25	19	Single 76 69 1500
MDZ D8230	940	32	25	25	19	Single 76 69 1000
MDZ D8230	740	32	25	25	19	Single 76 69 800
MDZ D8230	540	32	25	25	19	Single 76 69 600
MDZ D8230	340	32	25	25	19	Single 76 69 400

Product No.	Fixing Centres mm	Square Tube mm	Round Standoff Dia. mm	Unit	Projection mm	Overall Length mm
Concealed Fixed						
MDZ C8230	1940	32	25	25	19	Single 76 69 2000
MDZ C8230	1440	32	25	25	19	Single 76 69 1500
MDZ C8230	940	32	25	25	19	Single 76 69 1000
MDZ C8230	740	32	25	25	19	Single 76 69 800
MDZ C8230	540	32	25	25	19	Single 76 69 600
MDZ C8230	340	32	25	25	19	Single 76 69 400

NOTE:
Special sizes available on request



HOW TO SPECIFY
Product No. / Fixing Centres / Square Tube / Finish / Fixing (refer diagram below)
eg: B8230 / 940 / 25 / SSS / TM



PLEASE SPECIFY DOOR TYPE
GD - Glass doors
TM - Timber doors
AL - Aluminium doors

Material 316 Marine Grade Stainless Steel

Product No.	Fixing Centres mm	Tube Diameter mm	Unit	Projection mm	Overall Length mm
Back to Back					
MDZ B8240	1870	32	25	Pair	80 74 2016
MDZ B8240	1370	32	25	Pair	80 74 1516
MDZ B8240	870	32	25	Pair	80 74 1016
MDZ B8240	670	32	25	Pair	80 74 816
MDZ B8240	470	32	25	Pair	80 74 616
MDZ B8240	270	32	25	Pair	80 74 416

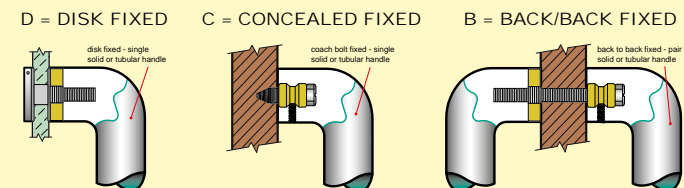
Disk Fixed					
MDZ D8240	1870	32	25	Single	80 74 2016
MDZ D8240	1370	32	25	Single	80 74 1516
MDZ D8240	870	32	25	Single	80 74 1016
MDZ D8240	670	32	25	Single	80 74 816
MDZ D8240	470	32	25	Single	80 74 616
MDZ D8240	270	32	25	Single	80 74 416

Concealed Fixed					
MDZ C8240	1870	32	25	Single	80 74 2016
MDZ C8240	1370	32	25	Single	80 74 1516
MDZ C8240	870	32	25	Single	80 74 1016
MDZ C8240	670	32	25	Single	80 74 816
MDZ C8240	470	32	25	Single	80 74 616
MDZ C8240	270	32	25	Single	80 74 416

NOTE:
Special sizes available on request



HOW TO SPECIFY
Product No. / Fixing Centres / Tube Diameter / Finish / Fixing (refer diagram below)
eg: B8240 / 870 / 25 / SSS / TM



PLEASE SPECIFY DOOR TYPE
GD - Glass doors
TM - Timber doors
AL - Aluminium doors


Material 316 Marine Grade Stainless Steel

Product No.	Fixing Centres mm	Section Tube mm	Unit	Projection mm	Overall Length mm
Back to Back					
MDZ B8250	1940	25x50	Pair	85	2000
MDZ B8250	1440	25x50	Pair	85	1500
MDZ B8250	940	25x50	Pair	85	1000
MDZ B8250	740	25x50	Pair	85	800
MDZ B8250	540	25x50	Pair	85	600
MDZ B8250	340	25x50	Pair	85	400

Disk Fixed					
MDZ D8250	1940	25x50	Single	85	2000
MDZ D8250	1440	25x50	Single	85	1500
MDZ D8250	940	25x50	Single	85	1000
MDZ D8250	740	25x50	Single	85	800
MDZ D8250	540	25x50	Single	85	600
MDZ D8250	340	25x50	Single	85	400

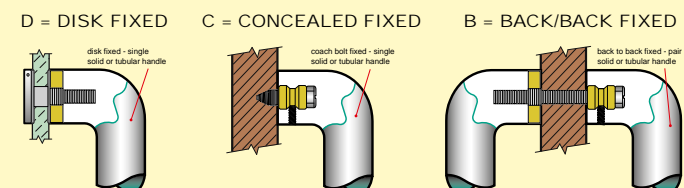
Concealed Fixed					
MDZ C8250	1940	25x50	Single	85	2000
MDZ C8250	1440	25x50	Single	85	1500
MDZ C8250	940	25x50	Single	85	1000
MDZ C8250	740	25x50	Single	85	800
MDZ C8250	540	25x50	Single	85	600
MDZ C8250	340	25x50	Single	85	400

NOTE:
Special sizes available on request



HOW TO SPECIFY

Product No. / Fixing Centres / Section Tube / Finish / Fixing (refer diagram below)
eg: B8250 / 940 / 25x50 / SSS / TM



PLEASE SPECIFY DOOR TYPE
GD - Glass doors
TM - Timber doors
AL - Aluminium doors

Material 316 Marine Grade Stainless Steel

Product No.	Fixing Centres mm	Tube Diameter mm	Unit	Projection mm	Overall Length mm
Back to Back					
MDZ B8260	1900	38	Pair	95	2000
MDZ B8260	1400	38	Pair	95	1500
MDZ B8260	900	38	Pair	95	1000
MDZ B8260	700	38	Pair	95	800
MDZ B8260	600	38	Pair	95	700
MDZ B8260	400	38	Pair	95	500

Disk Fixed					
MDZ D8260	1900	38	Single	95	2000
MDZ D8260	1400	38	Single	95	1500
MDZ D8260	900	38	Single	95	1000
MDZ D8260	700	38	Single	95	800
MDZ D8260	600	38	Single	95	700
MDZ D8260	400	38	Single	95	500

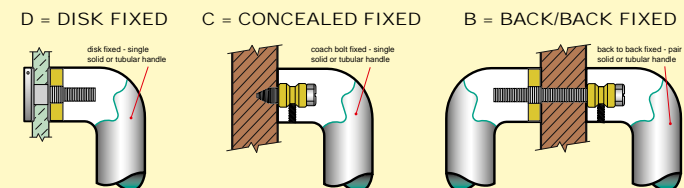
Concealed Fixed					
MDZ C8260	1900	38	Single	95	2000
MDZ C8260	1400	38	Single	95	1500
MDZ C8260	900	38	Single	95	1000
MDZ C8260	700	38	Single	95	800
MDZ C8260	600	38	Single	95	700
MDZ C8260	400	38	Single	95	500

NOTE:
Square legs measure 32mm x 32mm
Special sizes available on request



HOW TO SPECIFY

Product No. / Fixing Centres / Tube Diameter / Finish / Fixing (refer diagram below)
eg: B8260 / 1900 / 38 / SSS / TM



PLEASE SPECIFY DOOR TYPE
GD - Glass doors
TM - Timber doors
AL - Aluminium doors


Material 316 Marine Grade Stainless Steel

Product No.	Fixing Centres mm	Tube Diameter mm	Unit	Projection mm	Overall Length mm
Back to Back					
MDZ B8270	1900	38	Pair	90	2000
MDZ B8270	1400	38	Pair	90	1500
MDZ B8270	900	38	Pair	90	1000
MDZ B8270	700	38	Pair	90	800
MDZ B8270	600	38	Pair	90	700
MDZ B8270	400	38	Pair	90	500

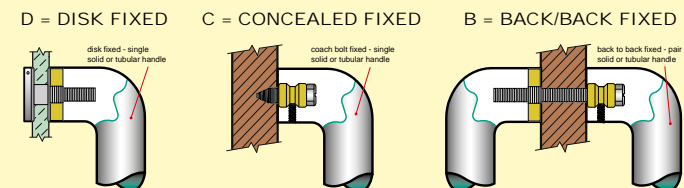
Disk Fixed					
MDZ D8270	1900	38	Single	90	2000
MDZ D8270	1400	38	Single	90	1500
MDZ D8270	900	38	Single	90	1000
MDZ D8270	700	38	Single	90	800
MDZ D8270	600	38	Single	90	700
MDZ D8270	400	38	Single	90	500

Concealed Fixed					
MDZ C8270	1900	38	Single	90	2000
MDZ C8270	1400	38	Single	90	1500
MDZ C8270	900	38	Single	90	1000
MDZ C8270	700	38	Single	90	800
MDZ C8270	600	38	Single	90	700
MDZ C8270	400	38	Single	90	500

NOTE:
Special sizes available on request



HOW TO SPECIFY
Product No. / Fixing Centres / Tube Diameter / Finish / Fixing (refer diagram below)
eg: B8270 / 900 / 38 / SSS / TM



PLEASE SPECIFY DOOR TYPE
GD - Glass doors
TM - Timber doors
AL - Aluminium doors

Material 316 Marine Grade Stainless Steel

Product No.	Fixing Centres mm	Rectangle Section mm	Unit	Projection mm	Overall Length mm
Back to Back					
MDZ B8280	1000	25x10	Pair	70	1035
MDZ B8280	800	25x10	Pair	70	835
MDZ B8280	600	25x10	Pair	70	635
MDZ B8280	400	25x10	Pair	70	435

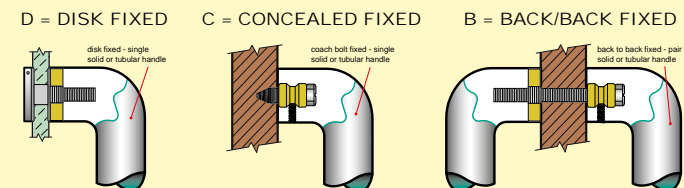
Disk Fixed					
MDZ D8280	1000	25x10	Single	70	1035
MDZ D8280	800	25x10	Single	70	835
MDZ D8280	600	25x10	Single	70	635
MDZ D8280	400	25x10	Single	70	435

Concealed Fixed					
MDZ C8280	1000	25x10	Single	70	1035
MDZ C8280	800	25x10	Single	70	835
MDZ C8280	600	25x10	Single	70	635
MDZ C8280	400	25x10	Single	70	435

NOTE:
Square legs measure 25mm x 25mm
Special sizes available on request



HOW TO SPECIFY
Product No. / Fixing Centres / Rectangular Section / Finish / Fixing (refer diagram below)
eg: B8280 / 1000 / 25x10 / SSS / TM



PLEASE SPECIFY DOOR TYPE
GD - Glass doors
TM - Timber doors
AL - Aluminium doors

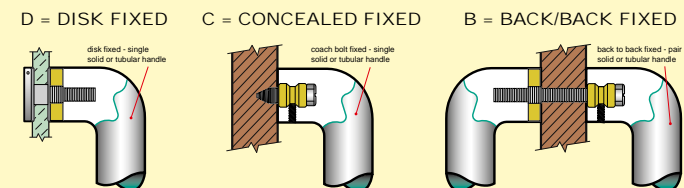
Material 316 Marine Grade Stainless Steel

Product No.	Fixing Centres mm	Rail Section mm	Standoff mm	Unit	Projection mm	Overall Length mm
Back to Back						
MDZ B8330	775	50x10	50x25	Pair	50	800
MDZ B8330	575	50x10	50x25	Pair	50	600
MDZ B8330	375	50x10	50x25	Pair	50	400
Disk Fixed						
MDZ D8330	775	50x10	50x25	Single	50	800
MDZ D8330	575	50x10	50x25	Single	50	600
MDZ D8330	375	50x10	50x25	Single	50	400
Concealed Fixed						
MDZ C8330	775	50x10	50x25	Single	50	800
MDZ C8330	575	50x10	50x25	Single	50	600
MDZ C8330	375	50x10	50x25	Single	50	400

NOTE:
Special sizes available on request



HOW TO SPECIFY
Product No. / Fixing Centres / Rail Section / Finish / Fixing (refer diagram below)
eg: B8330 / 575 / 50x10 / SSS / TM



PLEASE SPECIFY DOOR TYPE
GD - Glass doors
TM - Timber doors
AL - Aluminium doors



madinoz MDZ 8340

FINISH AVAILABLE IN **SSS** **PSS**

Product No.	Diameter mm	Projection mm	Length mm	Fixing Centres mm
MDZ 8340/A	32	80	2400	2240
MDZ 8340/B	32	80	2300	2140
MDZ 8340/C	32	80	2200	2040
MDZ 8340/D	32	80	2100	1940
MDZ 8340/E	32	80	2000	1840
MDZ 8340/F	32	80	1900	1740
MDZ 8340/G	32	80	1800	1640
MDZ 8340/H	32	80	1700	1540
MDZ 8340/I	32	80	1600	1440
MDZ 8340/J	32	80	1500	1340
MDZ 8340/K	32	80	1400	1240
MDZ 8340/L	32	80	1300	1140
MDZ 8340/M	32	80	1200	1040
MDZ 8340/N	32	80	1100	940
MDZ 8340/O	32	80	1000	840
MDZ 8340/P	32	80	900	740
MDZ 8340/Q	32	80	800	640
MDZ 8340/R	32	80	700	540
MDZ 8340/S	32	80	600	440
MDZ 8340/T	32	80	500	340
MDZ 8340/U	32	80	400	240

NOTE:
Special sizes available on request

HOW TO SPECIFY

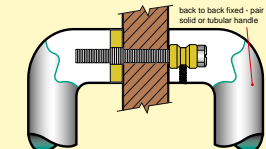
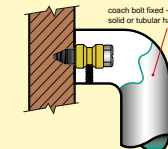
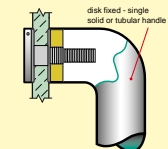
Fix Code / Product No. / Diameter / Finish / Fixing (refer diagram below)

eg: B / 8340A / 32 / SSS / TM

D = DISK FIXED

C = CONCEALED FIXED

B = BACK/BACK FIXED



PLEASE SPECIFY DOOR TYPE
GD - Glass doors
TM - Timber doors
AL - Aluminium doors

Material 316 Marine Grade Stainless Steel

Product No.	Fixing Centres mm	Rail Section mm	Unit	Projection mm	Width mm	Overall Length mm
Back to Back						
MDZ B8350	1500	40x10	Pair	72	95	1519
MDZ B8350	1000	40x10	Pair	72	95	1019
MDZ B8350	800	40x10	Pair	72	95	819
MDZ B8350	600	40x10	Pair	72	95	619
MDZ B8350	400	40x10	Pair	72	95	419
MDZ B8350	200	40x10	Pair	72	95	219

Disk Fixed						
MDZ D8350	1500	40x10	Single	72	95	1519
MDZ D8350	1000	40x10	Single	72	95	1019
MDZ D8350	800	40x10	Single	72	95	819
MDZ D8350	600	40x10	Single	72	95	619
MDZ D8350	400	40x10	Single	72	95	419
MDZ D8350	200	40x10	Single	72	95	219

Concealed Fixed						
MDZ C8350	1500	40x10	Single	72	95	1519
MDZ C8350	1000	40x10	Single	72	95	1019
MDZ C8350	800	40x10	Single	72	95	819
MDZ C8350	600	40x10	Single	72	95	619
MDZ C8350	400	40x10	Single	72	95	419
MDZ C8350	200	40x10	Single	72	95	219



madinoz MDZ 8350

FINISH AVAILABLE IN **SSS** **PSS**

HOW TO SPECIFY

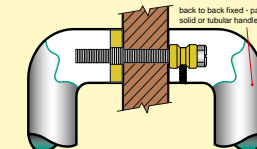
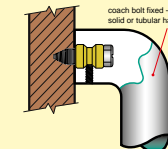
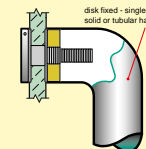
Product No. / Fixing Centres / Finish / Fixing (refer diagram below)

eg: B8350 / 800 / SSS / TM

D = DISK FIXED

C = CONCEALED FIXED

B = BACK/BACK FIXED



PLEASE SPECIFY DOOR TYPE

GD - Glass doors

TM - Timber doors

AL - Aluminium doors

Material 316 Marine Grade Stainless Steel

Product No.	Fixing Centres mm	Rail Section mm	Unit	Projection mm	Width mm	Overall Length mm
Back to Back						
MDZ B8360	1500	50x25	Pair	75	100	1550
MDZ B8360	1000	50x25	Pair	75	100	1050
MDZ B8360	800	50x25	Pair	75	100	850
MDZ B8360	600	50x25	Pair	75	100	650
MDZ B8360	400	50x25	Pair	75	100	450

Disk Fixed						
MDZ D8360	1500	50x25	Single	75	100	1550
MDZ D8360	1000	50x25	Single	75	100	1050
MDZ D8360	800	50x25	Single	75	100	850
MDZ D8360	600	50x25	Single	75	100	650
MDZ D8360	400	50x25	Single	75	100	450

Concealed Fixed						
MDZ C8360	1500	50x25	Single	75	100	1550
MDZ C8360	1000	50x25	Single	75	100	1050
MDZ C8360	800	50x25	Single	75	100	850
MDZ C8360	600	50x25	Single	75	100	650
MDZ C8360	400	50x25	Single	75	100	450

NOTE:
Special sizes available on request

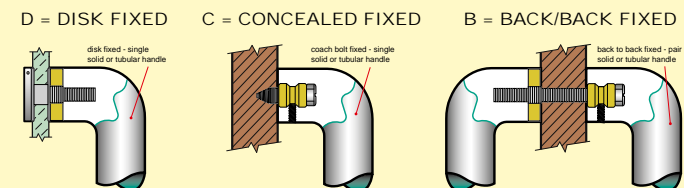


madinoz MDZ 8360

FINISH AVAILABLE IN **SSS** **PSS**

HOW TO SPECIFY

Product No. / Fixing Centres / Rail Section / Finish / Fixing (refer diagram below)
eg: B8360 / 800 / 50x25 / SSS / TM



PLEASE SPECIFY DOOR TYPE
GD - Glass doors
TM - Timber doors
AL - Aluminium doors

Material 316 Marine Grade Stainless Steel

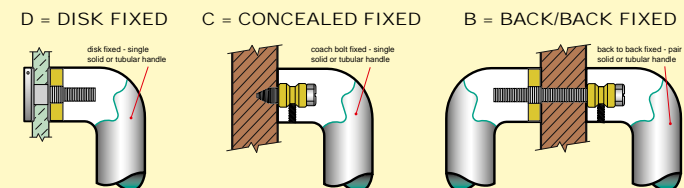
Product No.	Fixing Centres mm	Rail Section mm	Unit	Projection mm	Width mm	Overall Length mm
Back to Back						
MDZ B8370	600	25x25	Pair	65	100	625
Disk Fixed						
MDZ D8370	600	25x25	Single	65	100	625
Concealed Fixed						
MDZ C8370	600	25x25	Single	65	100	625



madinoz MDZ 8370

FINISH AVAILABLE IN **SSS** **PSS**

HOW TO SPECIFY
Product No. / Fixing Centres / Finish / Fixing (refer diagram below)
eg: B8370 / 600 / SSS / TM



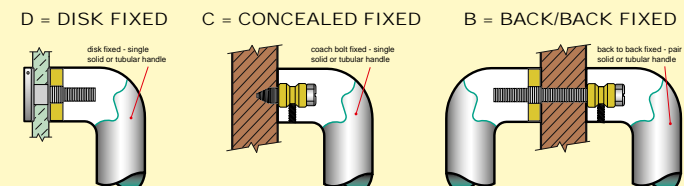
PLEASE SPECIFY DOOR TYPE
GD - Glass doors
TM - Timber doors
AL - Aluminium doors

Material 316 Marine Grade Stainless Steel

Product No.	Fixing Centres mm	Rail Section mm	Unit	Projection mm	Overall Length mm
Back to Back					
MDZ B8380	600	25x25	Pair	95	625
Disk Fixed					
MDZ D8380	600	25x25	Single	95	625
Concealed Fixed					
MDZ C8380	600	25x25	Single	95	625



HOW TO SPECIFY
Product No. / Fixing Centres / Finish / Fixing (refer diagram below)
eg: B8380 / 600 / SSS / TM



PLEASE SPECIFY DOOR TYPE
GD - Glass doors
TM - Timber doors
AL - Aluminium doors

Material 316 Marine Grade Stainless Steel

Product No.	Fixing Centres mm	Tube Diameter mm		Unit	Projection mm		Width mm		Overall Length mm	
Back to Back										
MDZ B8390	1500	32	25	Pair	82	75	115	110	1532	1525
MDZ B8390	1000	32	25	Pair	82	75	115	110	1032	1025
MDZ B8390	800	32	25	Pair	82	75	115	110	832	825
MDZ B8390	600	32	25	Pair	82	75	115	110	632	625
MDZ B8390	400	32	25	Pair	82	75	115	110	432	425

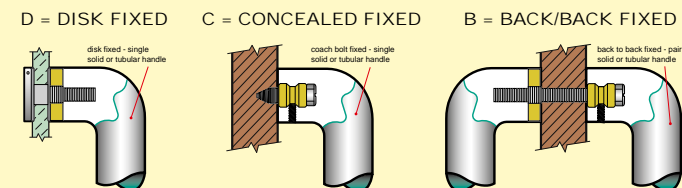
Disk Fixed										
MDZ D8390	1500	32	25	Single	82	75	115	110	1532	1525
MDZ D8390	1000	32	25	Single	82	75	115	110	1032	1025
MDZ D8390	800	32	25	Single	82	75	115	110	832	825
MDZ D8390	600	32	25	Single	82	75	115	110	632	625
MDZ D8390	400	32	25	Single	82	75	115	110	432	425

Concealed Fixed										
MDZ C8390	1500	32	25	Single	82	75	115	110	1532	1525
MDZ C8390	1000	32	25	Single	82	75	115	110	1032	1025
MDZ C8390	800	32	25	Single	82	75	115	110	832	825
MDZ C8390	600	32	25	Single	82	75	115	110	632	625
MDZ C8390	400	32	25	Single	82	75	115	110	432	425

NOTE:
Special sizes available on request



HOW TO SPECIFY
Product No. / Fixing Centres / Tube Diameter / Finish / Fixing (refer diagram below)
eg: B8390 / 800 / 25 / SSS / TM



PLEASE SPECIFY DOOR TYPE
GD - Glass doors
TM - Timber doors
AL - Aluminium doors

Material 316 Marine Grade Stainless Steel

Product No.	Diameter mm		Projection mm		Width mm		Length mm	Fixing Centres mm
MDZ 8400/A	32	25	70	65	100	95	2400	2240
MDZ 8400/B	32	25	70	65	100	95	2300	2140
MDZ 8400/C	32	25	70	65	100	95	2200	2040
MDZ 8400/D	32	25	70	65	100	95	2100	1940
MDZ 8400/E	32	25	70	65	100	95	2000	1840
MDZ 8400/F	32	25	70	65	100	95	1900	1740
MDZ 8400/G	32	25	70	65	100	95	1800	1640
MDZ 8400/H	32	25	70	65	100	95	1700	1540
MDZ 8400/I	32	25	70	65	100	95	1600	1440
MDZ 8400/J	32	25	70	65	100	95	1500	1340
MDZ 8400/K	32	25	70	65	100	95	1400	1240
MDZ 8400/L	32	25	70	65	100	95	1300	1140
MDZ 8400/M	32	25	70	65	100	95	1200	1040
MDZ 8400/N	32	25	70	65	100	95	1100	940
MDZ 8400/O	32	25	70	65	100	95	1000	840
MDZ 8400/P	32	25	70	65	100	95	900	740
MDZ 8400/Q	32	25	70	65	100	95	800	640
MDZ 8400/R	32	25	70	65	100	95	700	540
MDZ 8400/S	32	25	70	65	100	95	600	440
MDZ 8400/T	32	25	70	65	100	95	500	340
MDZ 8400/U	32	25	70	65	100	95	400	240

NOTE:
Special sizes available on request



HOW TO SPECIFY
Product No. / Diameter / Finish / Fixing (refer diagram below)
eg: 8400A / 32 / SSS / D Fix GD

D = DISK FIXED

disk fixed - single solid or tubular handle

C = CONCEALED FIXED

conceal bolt fixed - single solid or tubular handle

B = BACK/BACK FIXED

back to back fixed - pair solid or tubular handle

PLEASE SPECIFY DOOR TYPE
GD - Glass doors
TM - Timber doors
AL - Aluminium doors

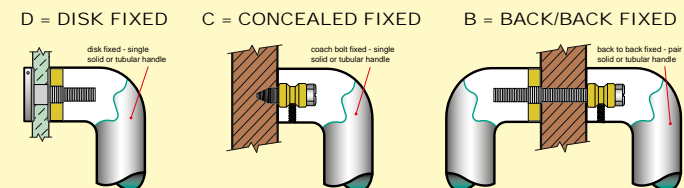
Material 316 Marine Grade Stainless Steel

Product No.	Fixing Centres mm	Rail Section mm	Standoff mm	Unit	Projection mm	Overall Length mm
Back to Back						
MDZ B8410	1500	40x10	50x25	Pair	55	1660
MDZ B8410	1000	40x10	50x25	Pair	55	1160
MDZ B8410	800	40x10	50x25	Pair	55	960
MDZ B8410	600	40x10	50x25	Pair	55	760
MDZ B8410	400	40x10	50x25	Pair	55	560
Disk Fixed						
MDZ D8410	1500	40x10	50x25	Single	55	1660
MDZ D8410	1000	40x10	50x25	Single	55	1160
MDZ D8410	800	40x10	50x25	Single	55	960
MDZ D8410	600	40x10	50x25	Single	55	760
MDZ D8410	400	40x10	50x25	Single	55	560
Concealed Fixed						
MDZ C8410	1500	40x10	50x25	Single	55	1660
MDZ C8410	1000	40x10	50x25	Single	55	1160
MDZ C8410	800	40x10	50x25	Single	55	960
MDZ C8410	600	40x10	50x25	Single	55	760
MDZ C8410	400	40x10	50x25	Single	55	560

NOTE:
Special sizes available on request



HOW TO SPECIFY
Product No. / Fixing Centres / Finish / Fixing (refer diagram below)
eg: B8410 / 800 / SSS / TM



PLEASE SPECIFY DOOR TYPE
GD - Glass doors
TM - Timber doors
AL - Aluminium doors

Material 316 Marine Grade Stainless Steel

Product No.	Fixing Centres mm	Rail Section mm	Unit	Projection mm	Overall Length mm
Back to Back					
MDZ B8420	1500	40x10	Pair	65	1660
MDZ B8420	1000	40x10	Pair	65	1160
MDZ B8420	800	40x10	Pair	65	960
MDZ B8420	600	40x10	Pair	65	760
MDZ B8420	400	40x10	Pair	65	560

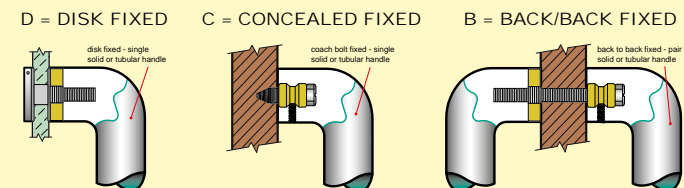
Disk Fixed					
Product No.	Fixing Centres mm	Rail Section mm	Unit	Projection mm	Overall Length mm
MDZ D8420	1500	40x10	Single	65	1660
MDZ D8420	1000	40x10	Single	65	1160
MDZ D8420	800	40x10	Single	65	960
MDZ D8420	600	40x10	Single	65	760
MDZ D8420	400	40x10	Single	65	560

Concealed Fixed					
Product No.	Fixing Centres mm	Rail Section mm	Unit	Projection mm	Overall Length mm
MDZ C8420	1500	40x10	Single	65	1660
MDZ C8420	1000	40x10	Single	65	1160
MDZ C8420	800	40x10	Single	65	960
MDZ C8420	600	40x10	Single	65	760
MDZ C8420	400	40x10	Single	65	560

NOTE:
Special sizes available on request



HOW TO SPECIFY
Product No. / Fixing Centres / Finish / Fixing (refer diagram below)
eg: B8420 / 800 / SSS / TM



PLEASE SPECIFY DOOR TYPE
GD - Glass doors
TM - Timber doors
AL - Aluminium doors

Material 316 Marine Grade Stainless Steel

Product No.	Fixing Centres mm	Rail Section mm	Unit	Projection mm	Overall Length mm
Back to Back					
MDZ B8430	1500	25x12	Pair	70	1660
MDZ B8430	1000	25x12	Pair	70	1160
MDZ B8430	800	25x12	Pair	70	960
MDZ B8430	600	25x12	Pair	70	760
MDZ B8430	400	25x12	Pair	70	560

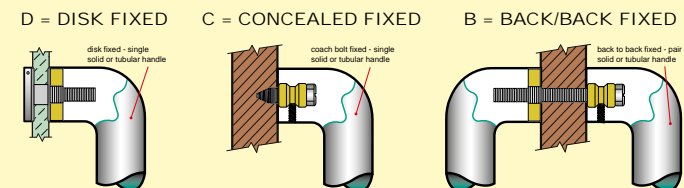
Disk Fixed					
Product No.	Fixing Centres mm	Rail Section mm	Unit	Projection mm	Overall Length mm
MDZ D8430	1500	25x12	Single	70	1660
MDZ D8430	1000	25x12	Single	70	1160
MDZ D8430	800	25x12	Single	70	960
MDZ D8430	600	25x12	Single	70	760
MDZ D8430	400	25x12	Single	70	560

Concealed Fixed					
Product No.	Fixing Centres mm	Rail Section mm	Unit	Projection mm	Overall Length mm
MDZ C8430	1500	25x12	Single	70	1660
MDZ C8430	1000	25x12	Single	70	1160
MDZ C8430	800	25x12	Single	70	960
MDZ C8430	600	25x12	Single	70	760
MDZ C8430	400	25x12	Single	70	560

NOTE:
Special sizes available on request



HOW TO SPECIFY
Product No. / Fixing Centres / Finish / Fixing (refer diagram below)
eg: B8430 / 800 / SSS / TM



PLEASE SPECIFY DOOR TYPE
GD - Glass doors
TM - Timber doors
AL - Aluminium doors

**Material 316 Marine Grade Stainless Steel
Insert Australian Tallowwood**

Product No.	Fixing Centres mm	Rail Section mm	Unit	Projection mm	Overall Length mm
Back to Back					
MDZ B8440	1500	50x25	Pair	75	1525
MDZ B8440	1000	50x25	Pair	75	1025
MDZ B8440	800	50x25	Pair	75	825
MDZ B8440	600	50x25	Pair	75	625
MDZ B8440	400	50x25	Pair	75	425

Disk Fixed					
MDZ D8440	1500	50x25	Single	75	1525
MDZ D8440	1000	50x25	Single	75	1025
MDZ D8440	800	50x25	Single	75	825
MDZ D8440	600	50x25	Single	75	625
MDZ D8440	400	50x25	Single	75	425

Concealed Fixed					
MDZ C8440	1500	50x25	Single	75	1525
MDZ C8440	1000	50x25	Single	75	1025
MDZ C8440	800	50x25	Single	75	825
MDZ C8440	600	50x25	Single	75	625
MDZ C8440	400	50x25	Single	75	425



madinoz MDZ 8440

FINISH AVAILABLE IN **SSS** **PSS**

HOW TO SPECIFY
Product No. / Fixing Centres / Finish / Fixing (refer diagram below)
eg: B8440 / 800 / SSS / TM

D = DISK FIXED

disk fixed - single
solid or tubular handle

C = CONCEALED FIXED

coach bolt fixed - single
solid or tubular handle

B = BACK/BACK FIXED

back to back fixed - pair
solid or tubular handle

PLEASE SPECIFY DOOR TYPE
GD - Glass doors
TM - Timber doors
AL - Aluminium doors

**Material 316 Marine Grade Stainless Steel
Insert Australian Tallowwood**

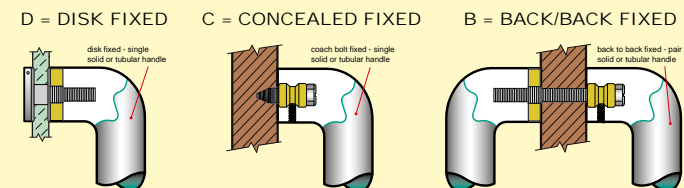
Product No.	Fixing Centres mm	Rail Section mm	Unit	Projection mm	Overall Length mm
Back to Back					
MDZ B8445	1500	50x25	Pair	75	1525
MDZ B8445	1000	50x25	Pair	75	1025
MDZ B8445	800	50x25	Pair	75	825
MDZ B8445	600	50x25	Pair	75	625
MDZ B8445	400	50x25	Pair	75	425

Disk Fixed					
MDZ D8445	1500	50x25	Single	75	1525
MDZ D8445	1000	50x25	Single	75	1025
MDZ D8445	800	50x25	Single	75	825
MDZ D8445	600	50x25	Single	75	625
MDZ D8445	400	50x25	Single	75	425

Concealed Fixed					
MDZ C8445	1500	50x25	Single	75	1525
MDZ C8445	1000	50x25	Single	75	1025
MDZ C8445	800	50x25	Single	75	825
MDZ C8445	600	50x25	Single	75	625
MDZ C8445	400	50x25	Single	75	425



HOW TO SPECIFY
Product No. / Fixing Centres / Finish / Fixing (refer diagram below)
eg: B8445 / 800 / SSS / TM



PLEASE SPECIFY DOOR TYPE
GD - Glass doors
TM - Timber doors
AL - Aluminium doors

**Material 316 Marine Grade Stainless Steel
Insert Australian Tallowwood**

Product No.	Fixing Centres mm	Rail Section mm	Standoff mm	Unit	Projection mm	Overall Length mm
Back to Back						
MDZ B8450	1340	32x32	25x25	Pair	70	1500
MDZ B8450	840	32x32	25x25	Pair	70	1000
MDZ B8450	640	32x32	25x25	Pair	70	800
MDZ B8450	440	32x32	25x25	Pair	70	600
MDZ B8450	240	32x32	25x25	Pair	70	400
Disk Fixed						
MDZ D8450	1340	32x32	25x25	Single	70	1500
MDZ D8450	840	32x32	25x25	Single	70	1000
MDZ D8450	640	32x32	25x25	Single	70	800
MDZ D8450	440	32x32	25x25	Single	70	600
MDZ D8450	240	32x32	25x25	Single	70	400
Concealed Fixed						
MDZ C8450	1340	32x32	25x25	Single	70	1500
MDZ C8450	840	32x32	25x25	Single	70	1000
MDZ C8450	640	32x32	25x25	Single	70	800
MDZ C8450	440	32x32	25x25	Single	70	600
MDZ C8450	240	32x32	25x25	Single	70	400



madinoz MDZ 8450

FINISH AVAILABLE IN **SSS** **PSS**

HOW TO SPECIFY
Product No. / Fixing Centres / Finish / Fixing (refer diagram below)
eg: B8450 / 840 / SSS / TM

D = DISK FIXED

disk fixed - single
solid or tubular handle

C = CONCEALED FIXED

coach bolt fixed - single
solid or tubular handle

B = BACK/BACK FIXED

back to back fixed - pair
solid or tubular handle

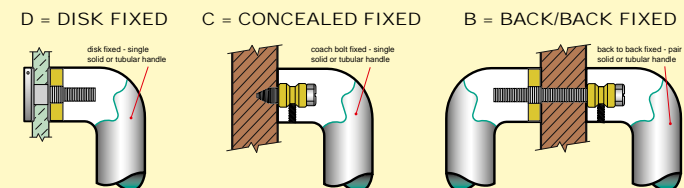
PLEASE SPECIFY DOOR TYPE
GD - Glass doors
TM - Timber doors
AL - Aluminium doors

**Material 316 Marine Grade Stainless Steel
Insert Australian Tallowwood**

Product No.	Fixing Centres mm	Rail Section mm	Standoff mm	Unit	Projection mm	Overall Length mm
Back to Back						
MDZ B8455	1340	32x32	25x25	Pair	70	1500
MDZ B8455	840	32x32	25x25	Pair	70	1000
MDZ B8455	640	32x32	25x25	Pair	70	800
MDZ B8455	440	32x32	25x25	Pair	70	600
MDZ B8455	240	32x32	25x25	Pair	70	400
Disk Fixed						
MDZ D8455	1340	32x32	25x25	Single	70	1500
MDZ D8455	840	32x32	25x25	Single	70	1000
MDZ D8455	640	32x32	25x25	Single	70	800
MDZ D8455	440	32x32	25x25	Single	70	600
MDZ D8455	240	32x32	25x25	Single	70	400
Concealed Fixed						
MDZ C8455	1340	32x32	25x25	Single	70	1500
MDZ C8455	840	32x32	25x25	Single	70	1000
MDZ C8455	640	32x32	25x25	Single	70	800
MDZ C8455	440	32x32	25x25	Single	70	600
MDZ C8455	240	32x32	25x25	Single	70	400



HOW TO SPECIFY
Product No. / Fixing Centres / Finish / Fixing (refer diagram below)
eg: B8455 / 840 / SSS / TM



PLEASE SPECIFY DOOR TYPE
GD - Glass doors
TM - Timber doors
AL - Aluminium doors

**Material 316 Marine Grade Stainless Steel
Insert Australian Tallowwood**

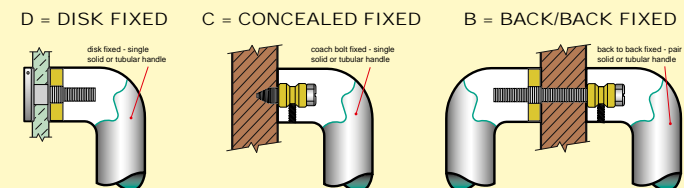
Product No.	Fixing Centres mm	Rail Section mm	Unit	Projection mm	Overall Length mm
Back to Back					
MDZ B8460	1000	40x10	Pair	65	1160
MDZ B8460	800	40x10	Pair	65	960
MDZ B8460	600	40x10	Pair	65	760
MDZ B8460	400	40x10	Pair	65	560

Disk Fixed					
MDZ D8460	1500	40x10	Single	65	1660
MDZ D8460	1000	40x10	Single	65	1160
MDZ D8460	800	40x10	Single	65	960
MDZ D8460	600	40x10	Single	65	760
MDZ D8460	400	40x10	Single	65	560

Concealed Fixed					
MDZ C8460	1500	40x10	Single	65	1660
MDZ C8460	800	40x10	Single	65	960
MDZ C8460	600	40x10	Single	65	760
MDZ C8460	400	40x10	Single	65	560



HOW TO SPECIFY
Product No. / Fixing Centres / Finish / Fixing (refer diagram below)
eg: B8460 / 800 / SSS / TM



PLEASE SPECIFY DOOR TYPE
GD - Glass doors
TM - Timber doors
AL - Aluminium doors

**Material 316 Marine Grade Stainless Steel
Insert Australian Tallowwood**

Product No.	Fixing Centres mm	Rail Section mm	Unit	Projection mm	Overall Length mm
Back to Back					
MDZ B8465	1000	40x10	Pair	65	1160
MDZ B8465	800	40x10	Pair	65	960
MDZ B8465	600	40x10	Pair	65	760
MDZ B8465	400	40x10	Pair	65	560

Disk Fixed					
MDZ D8465	1500	40x10	Single	65	1660
MDZ D8465	1000	40x10	Single	65	1160
MDZ D8465	800	40x10	Single	65	960
MDZ D8465	600	40x10	Single	65	760
MDZ D8465	400	40x10	Single	65	560

Concealed Fixed					
MDZ C8465	1500	40x10	Single	65	1660
MDZ C8465	1000	40x10	Single	65	1160
MDZ C8465	800	40x10	Single	65	960
MDZ C8465	600	40x10	Single	65	760
MDZ C8465	400	40x10	Single	65	560



madinoz MDZ 8465

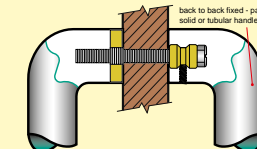
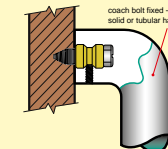
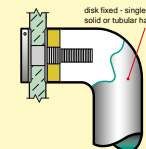
FINISH AVAILABLE IN **SSS** **PSS**

HOW TO SPECIFY
Product No. / Fixing Centres / Finish / Fixing (refer diagram below)
eg: B8465 / 800 / SSS / TM

D = DISK FIXED

C = CONCEALED FIXED

B = BACK/BACK FIXED



PLEASE SPECIFY DOOR TYPE
GD - Glass doors
TM - Timber doors
AL - Aluminium doors

madinoz MDZ TR430

FINISH AVAILABLE IN **SSS**



Product No.	Length mm	Projection mm	Base mm
MDZ TR430/B	750	65	50x35
MDZ TR430/C	600	65	50x35
MDZ TR430/D	450	65	50x35

madinoz MDZ DTR430/C

FINISH AVAILABLE IN **SSS**



Product No.	Length mm	Projection mm	Base mm
MDZ DTR430/C	600	120	50x35

madinoz MDZ SD422 & BH423

FINISH AVAILABLE IN **SSS**



MDZ SD422



MDZ BH423

Product No.	Projection mm	Base mm
MDZ SD422	120	50x35
MDZ BH423	120	50x35

madinoz MDZ TRH420

FINISH AVAILABLE IN **SSS**



Product No.	Base mm	Section mm
MDZ TRH420	50x35	95x90x155

madinoz MDZ TR421

FINISH AVAILABLE IN **SSS**



Product No.	Base mm	Section mm
MDZ TR421	50x35	95x135x225

madinoz MDZ TR835

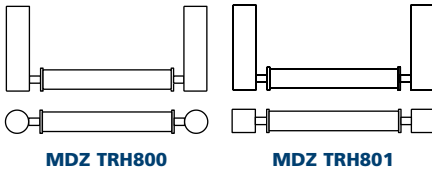
FINISH AVAILABLE IN **SSS** **PSS**



Product No.	Projection mm	Diameter mm
MDZ TRH835	120	32

madinoz MDZ TRH800 & TRH801

FINISH AVAILABLE IN **SSS** **PSS**



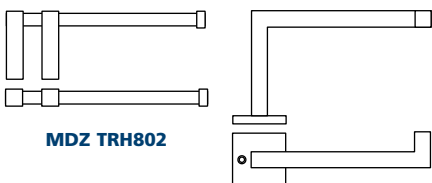
Product No.	Projection mm	Width mm	Centre to centre mm
MDZ TRH800	70	160	140
MDZ TRH801	70	160	140

MDZ TRH800

MDZ TRH801

madinoz MDZ TRH802 & TRH803

FINISH AVAILABLE IN **SSS** **PSS**



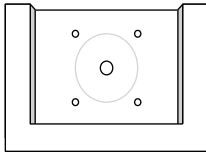
Product No.	Projection mm	Width mm	Centre to centre mm
MDZ TRH802	65	190	35
MDZ TRH803	85	135	25

MDZ TRH802

MDZ TRH803

madinoz MDZ SD620


FINISH AVAILABLE IN **SSS** **PSS**



Product No.	Projection mm	Width mm	Rod Diameter mm	Centre to centre mm
MDZ SD620	85	130	16	115

madinoz MDZ ST630

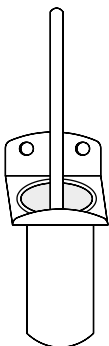
FINISH AVAILABLE IN **SSS** **PSS**



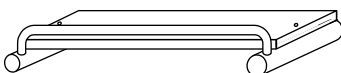
Product No.	Projection mm	Width mm	Rod Diameter mm	Centre to centre mm
MDZ ST630	85	255	16	270

madinoz MDZ PSH925 & BH825

FINISH AVAILABLE IN **SSS** **PSS**



MDZ BH825



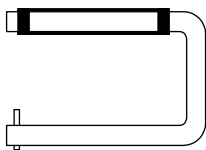
MDZ PSH925

Product No.	Projection mm	Width mm	Centre to centre mm
MDZ PSH925	90	320	300
MDZ BH825	113	120	70

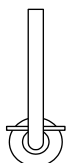
NOTE:
MDZ BH825 available only in SSS finish

MDZ TRH840 & SRH845 & BH870

FINISH AVAILABLE IN **SSS** **PSS**



MDZ TRH840



MDZ SRH845

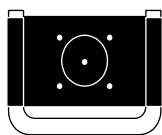


MDZ BH870

Product No.	Projection mm	Width mm	Diameter mm
MDZ TRH840	-	145	14
MDZ SRH845/A	75	245	14
MDZ SRH845/B	75	145	14
MDZ BH870	110	170	85

madinoz MDZ SD880 & ST890

FINISH AVAILABLE IN **SSS** **PSS**



MDZ SD880





MDZ ST890

Product No.	Projection mm	Width mm	Diameter mm	Centre to centre mm
MDZ SD880	105	143	14	125
MDZ ST890	100	318	14	300

NOTE:
Insert available in satin stainless steel, black or white

madinoz MDZ PS920

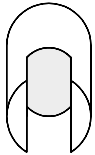
FINISH AVAILABLE IN **SSS** **PSS**



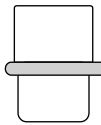
Product No.	Projection mm	Width mm	Diameter mm	Centre to centre mm
MDZ PS920	155	500	14	400

madinoz MDZ TBH295 & GH820

FINISH AVAILABLE IN **SSS** **PSS**



**MDZ
TBH295**



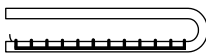

**MDZ
GH820**

Product No.	Projection mm	Diameter mm	Centre to centre mm
MDZ TBH295	35	19	-
MDZ GH820	80	12	95

NOTE:
MDZ GH820 supplied with glass

madinoz MDZ TRK910

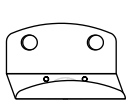
FINISH AVAILABLE IN **SSS** **PSS**




Product No.	Projection mm	Width mm	Diameter mm	Centre to centre mm
MDZ TRK910	305	530	14	500

madinoz MDZ SD810 & GH815 & ST830

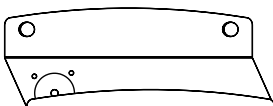
FINISH AVAILABLE IN **SSS**



MDZ SD810



MDZ GH815



MDZ ST830

Product No.	Projection mm	Width mm	Diameter mm	Centre to centre mm
MDZ SD810	85	120	-	70
MDZ GH815	85	120	-	70
MDZ ST830	85	280	-	230
MDZ TBH295	35	-	19	-

NOTE:
MDZ TBH295 is available in PSS and SSS finish

madinoz MDZ KRH850 & STR860

FINISH AVAILABLE IN **SSS** **PSS**



Product No.	Width mm	Diameter mm
MDZ KRH850	240	14
MDZ STR860	460	14


madinoz MDZ UR930 & UR931

FINISH AVAILABLE IN **SSS** **PSS**



Product No.	Projection mm	Width mm	Diameter mm	Centre to centre mm
MDZ UR930/A	77	-	16	900
MDZ UR930/B	77	-	16	750
MDZ UR930/C	77	-	16	600
MDZ UR931	68	28	6	-

madinoz MDZ TR1910 FINISH AVAILABLE IN **SSS** **PSS**



Product No.	Projection mm	Diameter mm	Centre to centre mm
MDZ TR1910/A	70	10	750
MDZ TR1910/B	70	10	600
MDZ TR1910/C	70	10	450
MDZ TR1910/D	70	10	300

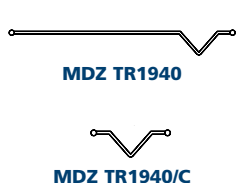

madinoz MDZ TR1920 FINISH AVAILABLE IN **SSS** **PSS**



Product No.	Projection mm	Diameter mm	Centre to centre mm
MDZ TR1920/A	70	10	750
MDZ TR1920/B	70	10	600
MDZ TR1920/C	70	10	450
MDZ TR1920/D	70	10	300

madinoz MDZ TR1940

FINISH AVAILABLE IN **SSS** **PSS**




Product No.	Projection mm	Diameter mm	Centre to centre mm
MDZ TR1940/A	70	10	950
MDZ TR1940/B	70	10	800
MDZ TR1940/C	70	10	230

NOTE:
MDZ TR1940/A or B must be specified left or right

madinoz MDZ TR1950

FINISH AVAILABLE IN **SSS** **PSS**



Product No.	Projection mm	Diameter mm	Centre to centre mm
MDZ TR1950/A	70	10	950
MDZ TR1950/B	70	10	800
MDZ TR1950/C	70	10	230


NOTE:
MDZ TR1950/A or B must be specified left or right

madinoz MDZ TR404

FINISH AVAILABLE IN **SSS** **PSS**

Product No.	Projection mm	Diameter mm	Centre to centre mm
MDZ TR404/A	75	14	900
MDZ TR404/B	75	14	750
MDZ TR404/C	75	14	600
MDZ TR404/D	75	14	450
MDZ TR404/E	75	14	300


madinoz MDZ TR606

FINISH AVAILABLE IN **SSS** **PSS**

Product No.	Projection mm	Diameter mm	Centre to centre mm
MDZ TR606/A	77	16	900
MDZ TR606/B	77	16	750
MDZ TR606/C	77	16	600
MDZ TR606/D	77	16	450
MDZ TR606/E	77	16	300

madinoz MDZ TR610

FINISH AVAILABLE IN **SSS** **PSS**



Product No.	Length mm	Projection mm	Square mm	Centre to centre mm
MDZ TR610/A	915	75	15	900
MDZ TR610/B	765	75	15	750
MDZ TR610/C	615	75	15	600
MDZ TR610/D	465	75	15	450
MDZ TR610/E	315	75	15	300

madinoz MDZ TR909

FINISH AVAILABLE IN **SSS** **PSS**



Product No.	Projection mm	Diameter mm	Centre to centre mm
MDZ TR909/A	82	19	900
MDZ TR909/B	82	19	750
MDZ TR909/C	82	19	600
MDZ TR909/D	82	19	450
MDZ TR909/E	82	19	300

madinoz MDZ TR5606

FINISH AVAILABLE IN **SSS** **PSS**



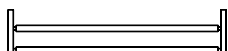
Product No.	Projection mm	Width mm	Diameter mm	Centre to centre mm
MDZ TR5606/A	61	950	16	900
MDZ TR5606/B	61	800	16	750
MDZ TR5606/C	61	650	16	600
MDZ TR5606/D	61	500	16	450

madinoz MDZ TR7909


FINISH AVAILABLE IN **SSS** **PSS**



MDZ TR7909



MDZ TRD7909/E



MDZ TR7909/A

Product No.	Projection mm	Width mm	Diameter mm
MDZ TR7909/A	70	1578	19
MDZ TR7909/B	70	789	19
MDZ TR7909/C	70	449	19
MDZ TRD7909/E	138	789	19

MDZ SH940 / SH941 / SH942 / SH943 / SH944

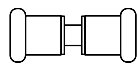
FINISH AVAILABLE IN **SSS** **PSS**



MDZ SH940/A



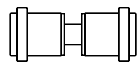
MDZ SH940/B



MDZ SH941/A



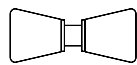
MDZ SH941/B



MDZ SH942/A



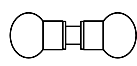
MDZ SH942/B



MDZ SH943/A



MDZ SH943/B



MDZ SH944/A



MDZ SH944/B

Product No.	Unit	Projection mm	Diameter mm
MDZ SH940/A	Pair	30	30
MDZ SH940/B	Single	30	30

Product No.	Unit	Projection mm	Diameter mm
MDZ SH941/A	Pair	30	30
MDZ SH941/B	Single	30	30


Product No.	Unit	Projection mm	Diameter mm
MDZ SH942/A	Pair	30	30
MDZ SH942/B	Single	30	30

Product No.	Unit	Projection mm	Diameter mm
MDZ SH943/A	Pair	30	30
MDZ SH943/B	Single	30	30

Product No.	Unit	Projection mm	Diameter mm
MDZ SH944/A	Pair	35	30
MDZ SH944/B	Single	35	30

madinoz MDZ SH600 & SH900

FINISH AVAILABLE IN **SSS** **PSS**




Product No.	Diameter mm	Projection mm	Length mm	Centre to centre mm
MDZ SH600/A	16	50	516	500
MDZ SH600/B	16	50	466	450
MDZ SH600/C	16	50	416	400
MDZ SH600/D	16	50	366	350
MDZ SH600/E	16	50	316	300
MDZ SH600/F	16	50	266	250
MDZ SH600/G	16	50	216	200
MDZ SH600/H	16	50	166	150
MDZ SH900/A	19	57	519	500
MDZ SH900/B	19	57	469	450
MDZ SH900/C	19	57	419	400
MDZ SH900/D	19	57	369	350
MDZ SH900/E	19	57	319	300
MDZ SH900/F	19	57	269	250
MDZ SH900/G	19	57	219	200
MDZ SH900/H	19	57	169	150

NOTE:

Select any SSS or PSS knob provided the base is not wider than the diameter off the 'D' Pull. All pull knobs and glass fixing are included in pricing.

HOW TO SPECIFY

Product No. / Cabinet Knob Product No. / Finish (refer diagram below)



eg: SH600A / 835 / SSS