



# Duracube®

Specialists in  
Wet Area Solutions



› Partitioning Systems

› Lockers › Bench Seating › Vanities



Manufacturing in  
Australia since 2014

## Contents

<b>About Duracube®</b>	4
› Our Customer Promise	4
› Duracube® Easy Pricing Process	5
› Duracube® Locations	5
<b>Duracube® Partitioning Systems</b>	6
› Pedestal Mount – Overhead Braced (POB)	6
› Pedestal Mount – Ceiling Fixed (PCF)	10
› Floor Mount – Overhead Braced (FOB)	14
› Floor Mount – Ceiling Fixed (FCF)	18
› Floor Mount – Free Standing (FFS)	22
› Full Height – Privacy Core (FHPC)	26
› Full Height – Privacy Ultra (FHPU)	30
› Full Height – Privacy Max (FHPM)	34
<b>Duracube® Privacy Panels</b>	38
› Privacy Panel – Wall Mount (PWM)	40
› Privacy Panel – Pedestal Mount (PPM)	40
› Privacy Panel – Childcare (PCC)	40
› Privacy Panel – Full Height (PFH)	41
› Privacy Panel – Post Fixed (PPF)	41
<b>Duracube® Locker Systems</b>	42
› Lockers – Plinth Mounted (LPM)	43
› Lockers – Wall Mounted (LWM)	44
› Lockers – Bench Mounted (LBM)	45
<b>Duracube® Bench Seating</b>	46
› Bench Seating – Island (BSI)	47
› Bench Seating – Wall with Shelving (BSW-S)	48
› Bench Seating – Wall with Coat Rail (BSW-C)	49
<b>Duracube® Vanity Bench</b>	50
› Vanity Bench – Inset (VB520)	52
› Vanity Bench – Semi-recessed (VB350)	53
<b>Compact Laminate Cut to Size Service</b>	54
<b>Durasafe® Compact Laminate</b>	56
› Durasafe® Stocked Colours	57
<b>Duracube® Accessories &amp; Hardware</b>	58
› Accessories	58
› Hardware	59

# About Duracube®

## Specialists in Wet Area Solutions

Duracube® are a dedicated team of professionals that specialise in providing cost-effective and fit for purpose solutions for commercial wet areas.

Duracube® is a wholly owned and operated Australian business that has been providing the construction industry with wet area products and services since the 1980's.

The owners of Duracube® saw a need for a more efficient way of constructing wet area facilities that are often subcontracted last on a project.

We work with architects, designers, and builders to help design their wet area projects.

Duracube® provide superior customer service from the initial design through to installation and the close out of the project.

We pride ourselves on being approachable and responding quickly to our clients' changing needs. We are a tight-knit team that truly cares.

We manufacture a range of wet area partitioning, systems, privacy panels, bench seating, lockers and vanities with Durasafe® Compact Laminate.

Durasafe® antiviral, antibacterial and antifungal 13mm compact laminate is stocked and machined in our factory located in Western Sydney and shipped weekly to our warehouses Australia wide.

Duracube® systems are manufactured in-house within three weeks from site measure to installation.

We are backed by a network of distributors and a team of installers enabling our products to be installed anywhere in Australia.

Our aim is to supply high-quality products and provide wet area solutions to ensure everyone has a superior wet area experience.

### Our product range includes:

- › Toilet and Shower Partitioning Systems
- › Custom Childcare Systems
- › Privacy Panels
- › Bench Seating
- › Wall Hung Vanities
- › Locker Systems and Locks
- › Durasafe® Compact Laminate Cut to Size

## Our Customer Promise

We are committed to providing superior customer service:

- › by utilising our industry experience and expertise,
  - › by identifying issues and proactively providing solutions,
  - › by working as a team and communicating through one contact,
  - › by supplying quality products, and
  - › by delivering our products when we say we will,
- to provide the best customer experience possible.

## Duracube® Easy Pricing Process

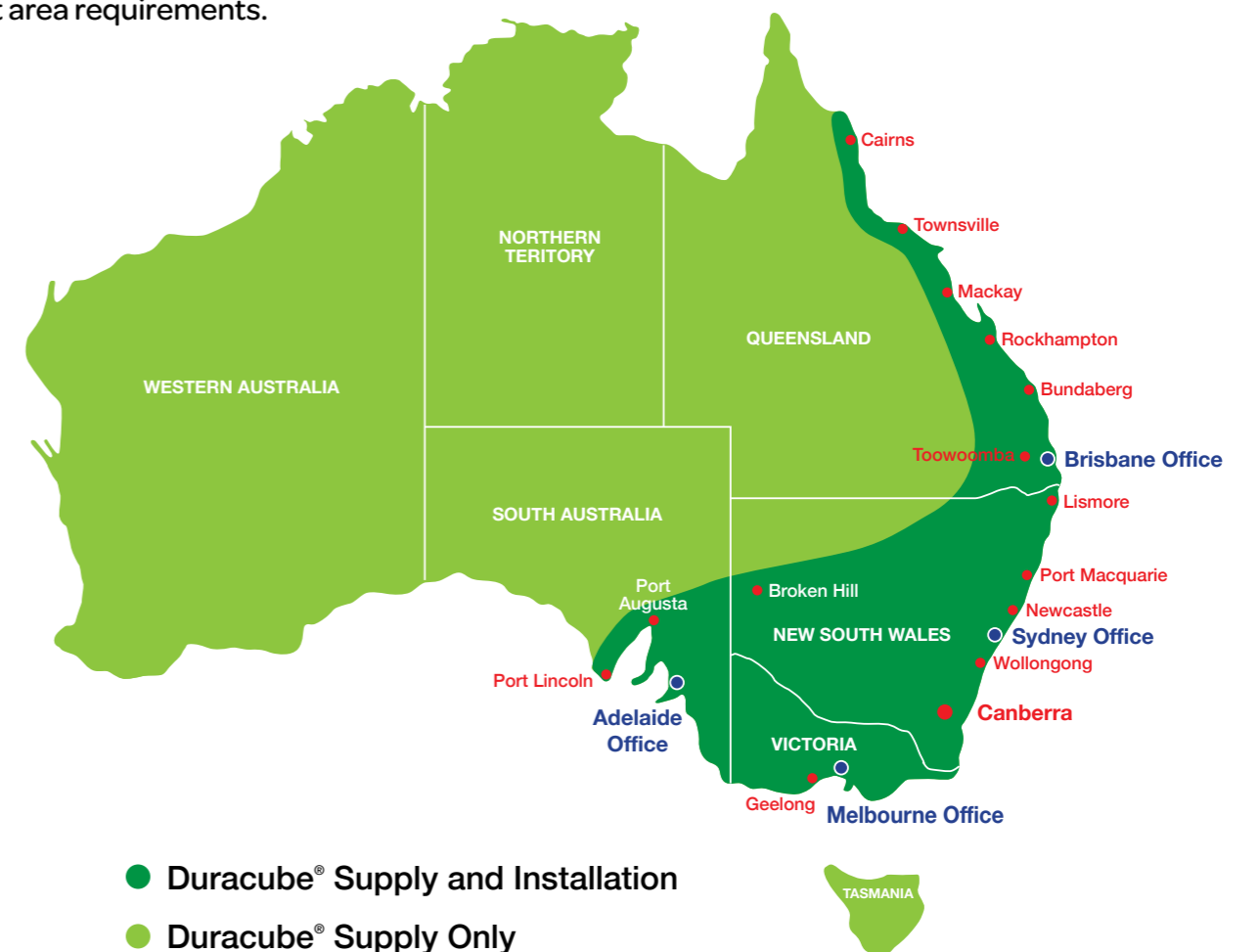


## Duracube® Locations

Our friendly sales team will help you with any questions at the initial design stage.

Contact us today to discuss your wet area requirements.

Duracube® have offices and depots in New South Wales, Queensland, Victoria and South Australia.





# Pedestal Mount Overhead Braced



Strong, quick and easy to install partitioning system

**Duracube® Pedestal Mount Overhead Braced** wet area partitioning system is strong, economical, and designed to minimise material waste.

The system is quick and easy to assemble, reducing installation time.

Pedestal floor mounting allows for easy cleaning with a mop and hose.

### Regulatory Compliance

**NCC 2022 Part F** – Deem to Satisfy Provisions:

**F4D82c** – Door removable from outside if less than 1.2m between pan and doorway.

### Applications

- > Schools and Universities
- > End Of Trip (EOT) Facilities
- > Shopping Centres
- > Sport and Gym Change Rooms
- > Defence Ablution Blocks
- > Corporate Amenities
- > Recreational Amenities
- > Pubs and Clubs

### Features & Benefits

- > The most cost-effective partitioning system
- > Durasafe® 13mm compact laminate construction
- > No edge strip required as compact laminate black core is visible on the edges
- > Efficient use of materials
- > Impact resistant construction
- > Vandal resistant surface
- > Waterproof, suitable for hose cleaning
- > Easy to clean and sanitise
- > Reduced maintenance time and cost
- > Quick and easy installation
- > Overall system height 2020mm AFFL



Pedestal Mount Overhead Braced partitioning system is low-cost, easy to install and clean.



Standard pedestal leg



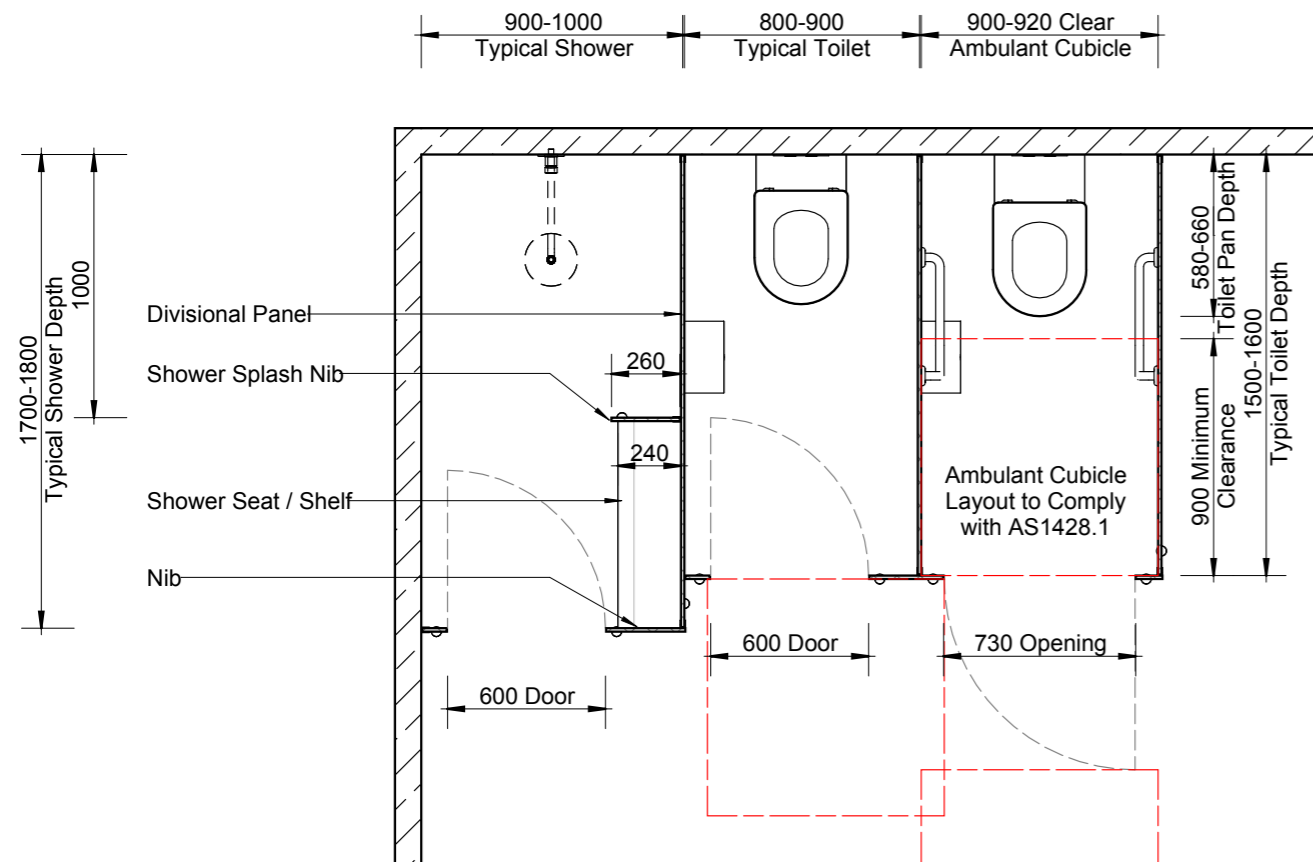
Optional setback pedestal leg



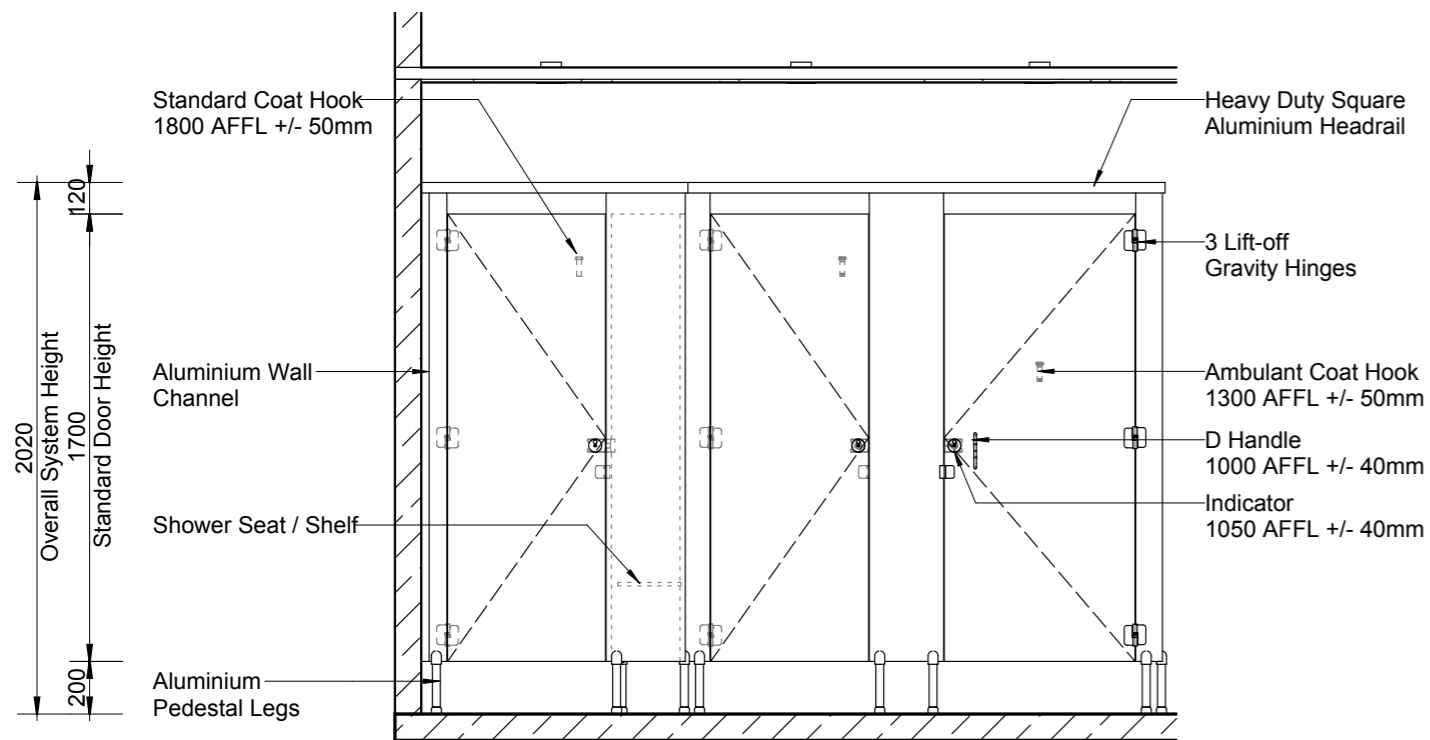
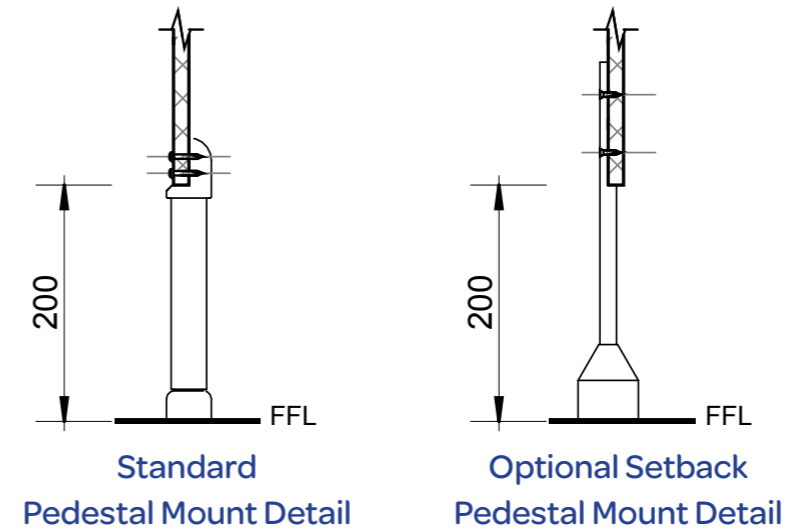
All Duracube® panels and doors are constructed with Durasafe® 13mm compact laminate.



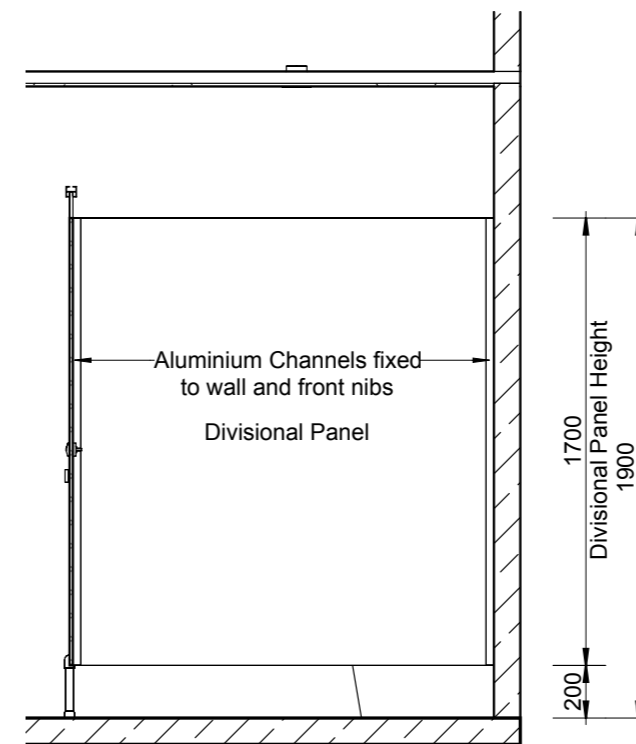
# Pedestal Mount Overhead Braced (POB)



Plan



Elevation



Section

Cubicles  
10 Year  
Limited  
Warranty

## HOW TO SPECIFY Pedestal Mount Overhead Braced

**Product**  
Duracube® Pedestal Mount Overhead Braced (POB).

**Door and Panel Construction Material**  
Durasafe® 13mm Compact Laminate.

**Hardware**  
Viva Satin Chrome Hardware is standard. Other hardware is available. See page 59.

**Headrail**  
Aluminium Square Profile 40mm x 40mm. Colour – Oyster Grey powder-coat.

**Floor Mounting**  
Adjustable 200mm Aluminium Pedestal Legs.

**Overall System Height**  
2020 mm AFFL.



# Pedestal Mount Ceiling Fixed



**Strong system with minimal lines as no headrail required**

### Duracube® Pedestal Mount Ceiling Fixed

wet area partitioning system is a visually appealing design as panels are fixed directly to the ceiling while the pedestal legs provide structural strength.

The system is quick and easy to assemble, reducing installation time.

Pedestal floor mounting allows for easy cleaning with a mop and hose.

### Regulatory Compliance

**NCC 2022 Part F** – Deem to Satisfy Provisions:

**F4D82c** – Door removable from outside if less than 1.2m between pan and doorway.

### Applications

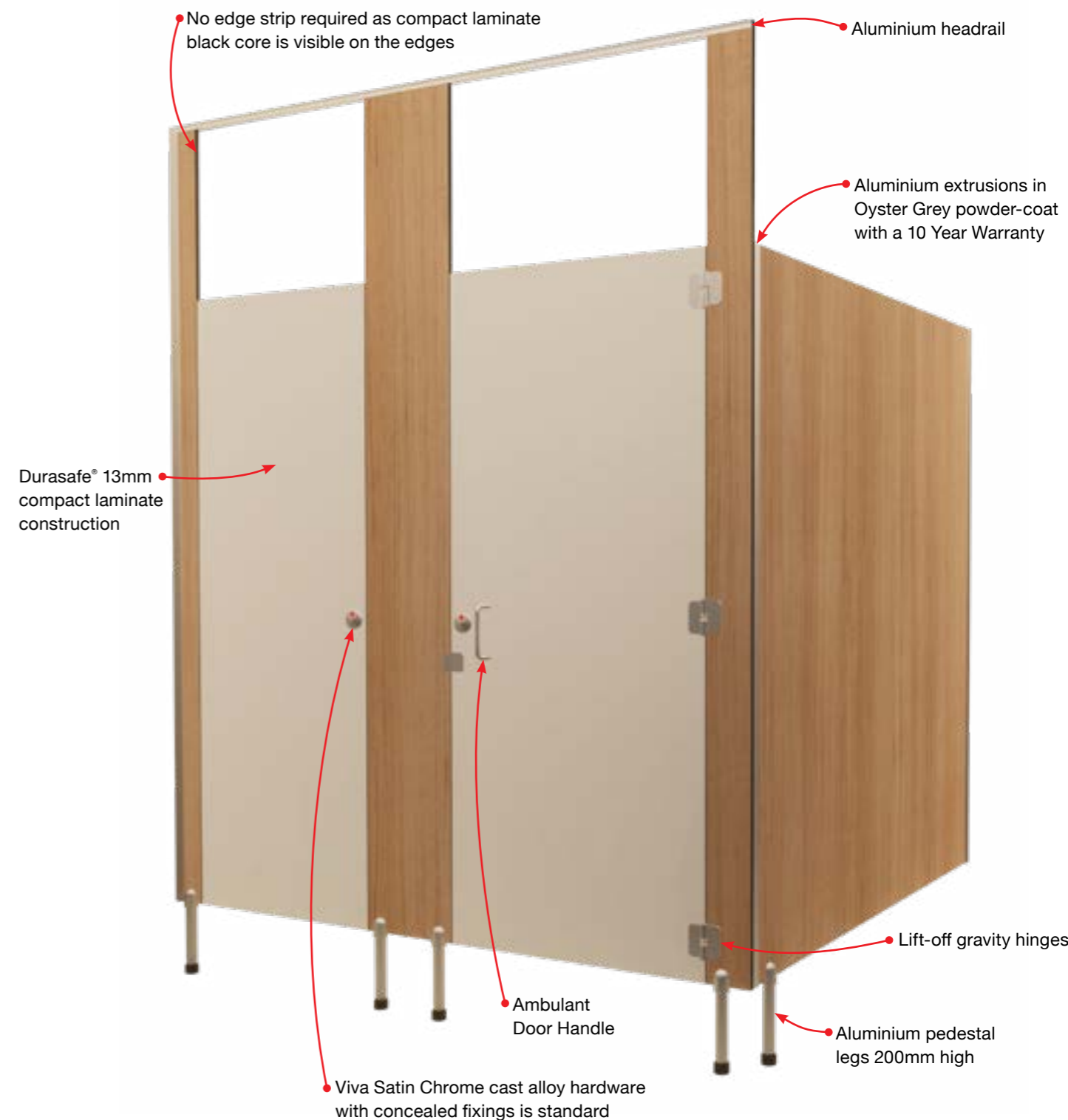
- > Schools and Universities
- > End Of Trip (EOT) Facilities
- > Shopping Centres
- > Sport and Gym Change Rooms
- > Defence Ablution Blocks
- > Corporate Amenities
- > Recreational Amenities
- > Pubs and Clubs

### Features & Benefits

- > Durasafe® 13mm compact laminate construction
- > No edge strip required as compact laminate black core is visible on the edges
- > Efficient use of materials
- > Impact resistant construction
- > Vandal resistant surface
- > Waterproof, suitable for hose cleaning
- > Easy to clean and sanitise
- > Reduced maintenance time and cost
- > Quick and easy installation
- > Overall system height 2400mm to 3000mm AFFL



Pedestal Mount Ceiling Fixed partitioning system is strong and a visually appealing design.



Standard pedestal leg



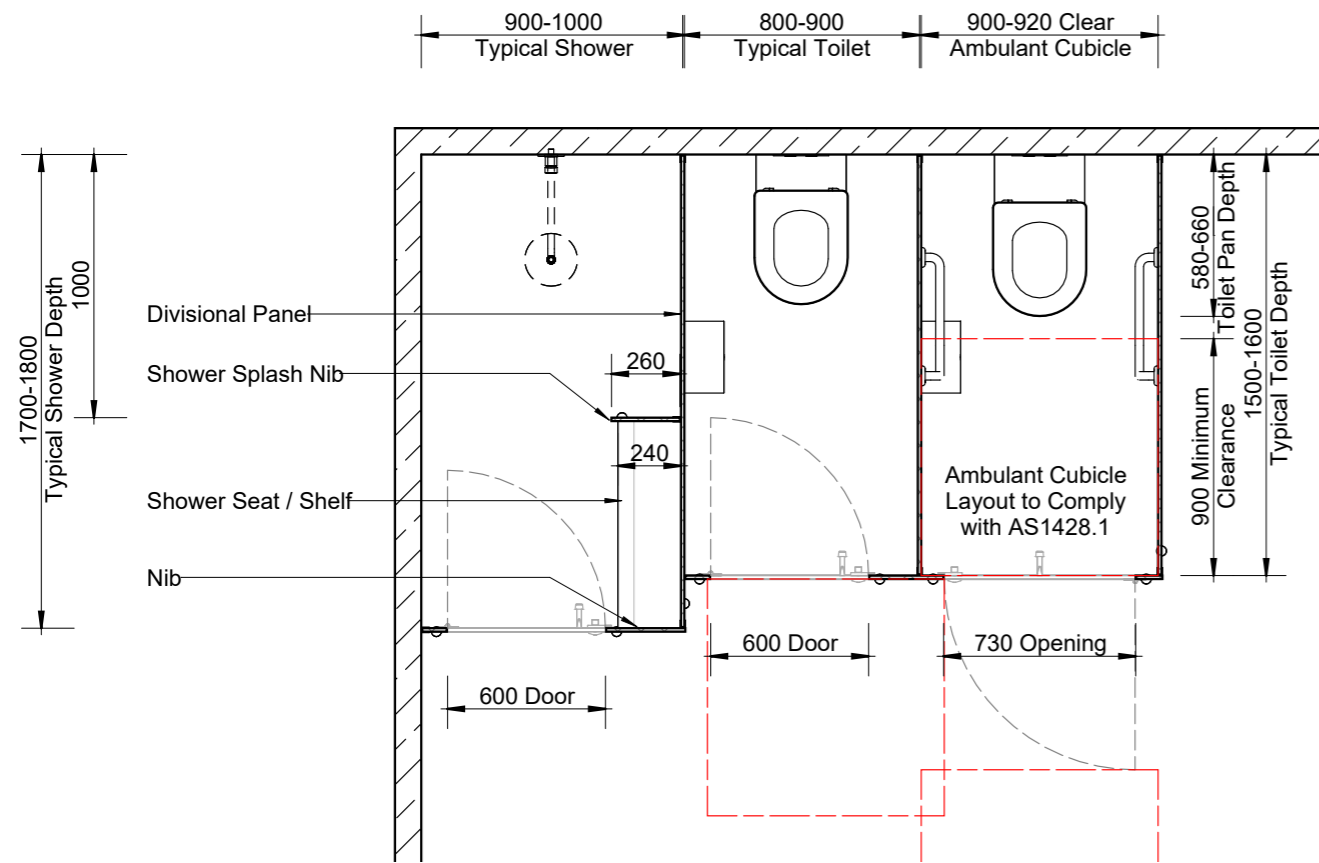
Optional setback pedestal leg



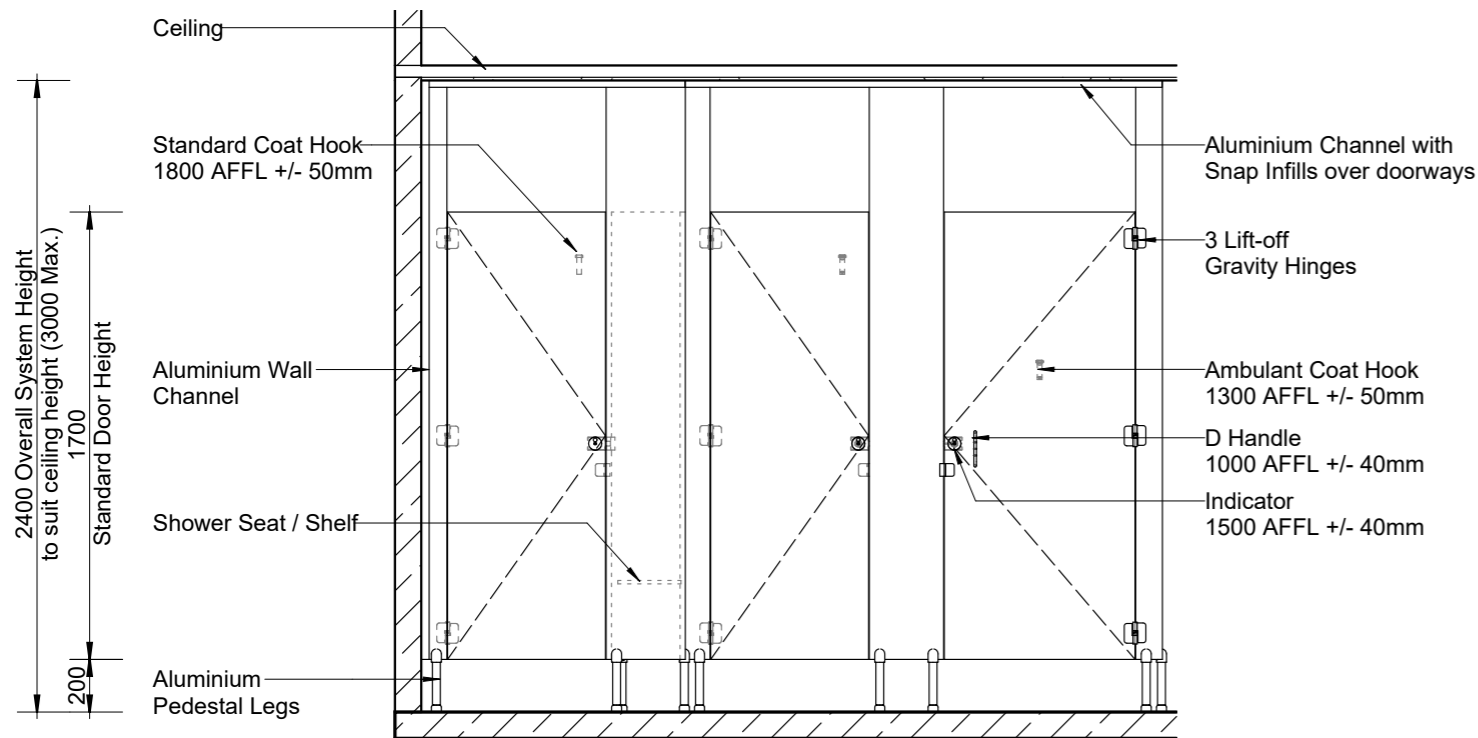
All Duracube® panels and doors are constructed with Durasafe® 13mm compact laminate.



# Pedestal Mount Ceiling Fixed (PCF)

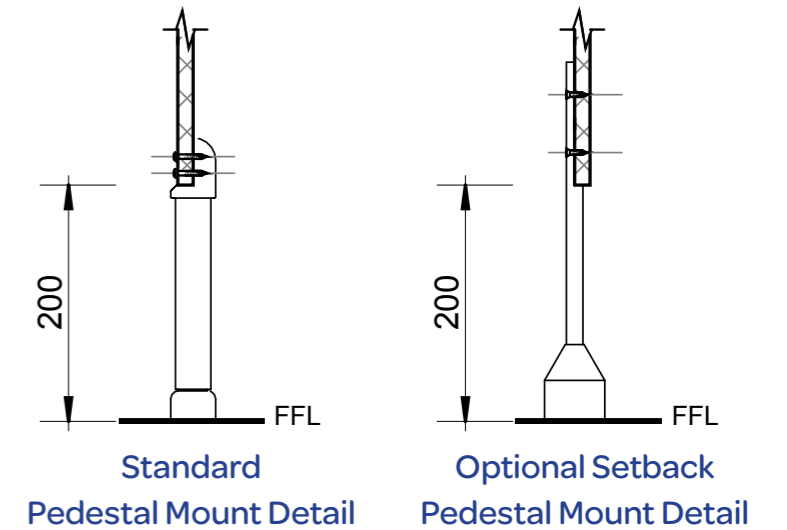
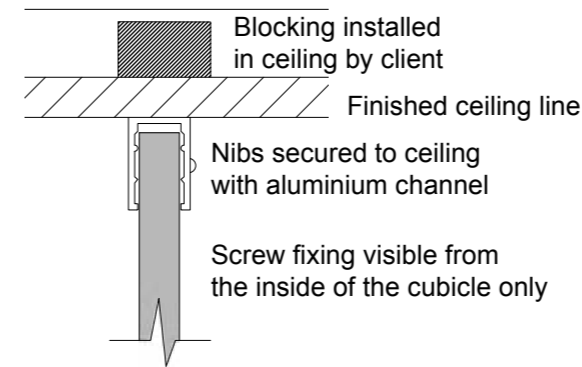


Plan



Elevation

## Ceiling Fixing Detail



**Cubicles**  
**10 Year**  
Limited  
Warranty

## HOW TO SPECIFY

### Pedestal Mount Ceiling Fixed

#### Product

Duracube® Pedestal Mount Ceiling Fixed (PCF).

#### Door and Panel Construction Material

Durasafe® 13mm Compact Laminate.

#### Hardware

Viva Satin Chrome Hardware is standard. Other hardware is available. See page 59.

#### Ceiling Fixing

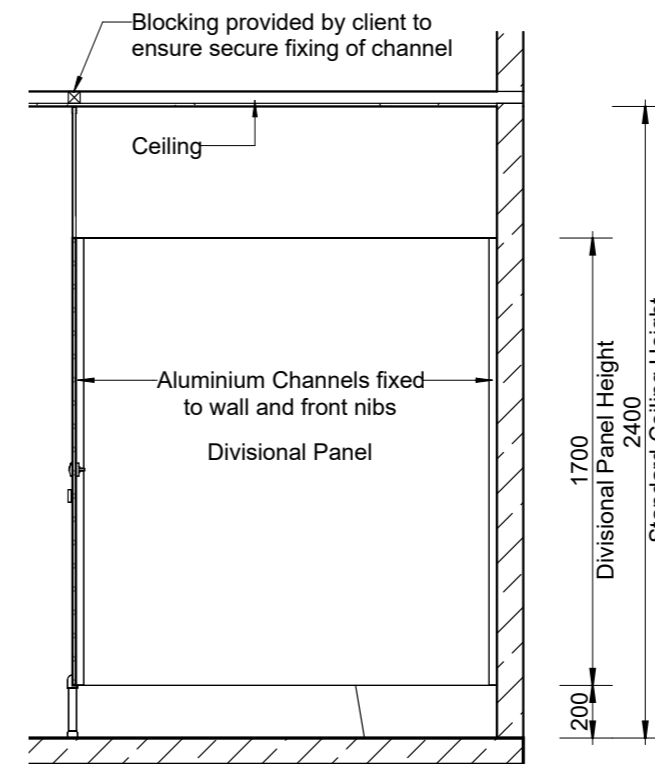
Aluminium C Channel 20mm x 30mm fixed to the ceiling. Colour – Oyster Grey powder-coat.

#### Floor Mounting

Adjustable 200mm Aluminium Pedestal Legs.

#### Overall System Height

2400mm to 3000mm AFFL.



Section



# Floor Mount Overhead Braced



**Robust, and sturdy system with appealing design**

**Duracube® Floor Mount Overhead Braced** wet area partitioning system is one of the strongest systems we offer and specifically designed for heavy-duty applications.

Aesthetically pleasing, it is the ideal solution for schools, end of trip facilities and high use corporate bathrooms.

### Regulatory Compliance

**NCC 2022 Part F – Deem to Satisfy Provisions:**  
**F4D82c –** Door removable from outside if less than 1.2m between pan and doorway.

### Applications

- > Schools and Universities
- > End Of Trip (EOT) Facilities
- > Shopping Centres
- > Sport and Gym Change Rooms
- > Defence Ablution Blocks
- > Corporate Amenities
- > Recreational Amenities
- > Pubs and Clubs

### Features & Benefits

- > Nibs mounted to the floor ensures stability, strength and durability
- > Durasafe® 13mm compact laminate construction
- > No edge strip required as compact laminate black core is visible on the edges
- > Aesthetically pleasing design with clean lines
- > Impact resistant construction
- > Vandal resistant surface
- > Waterproof, suitable for hose cleaning
- > Easy to clean and sanitise
- > Reduced maintenance time and cost
- > Overall system height 2020mm AFFL

Floor Mount Overhead Braced partitioning system is ideal for heavy-duty applications.

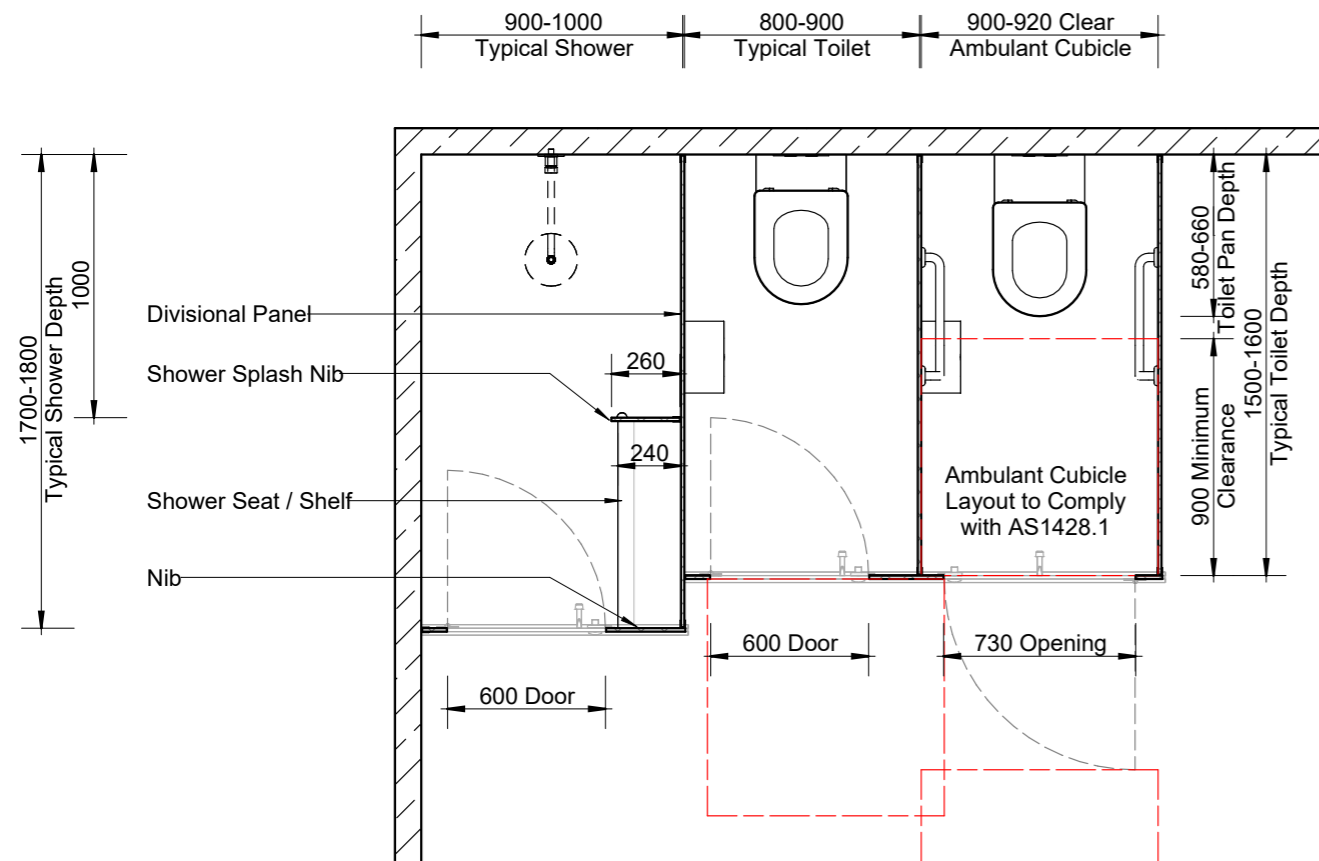


All Duracube® panels and doors are constructed with Durasafe® 13mm compact laminate.

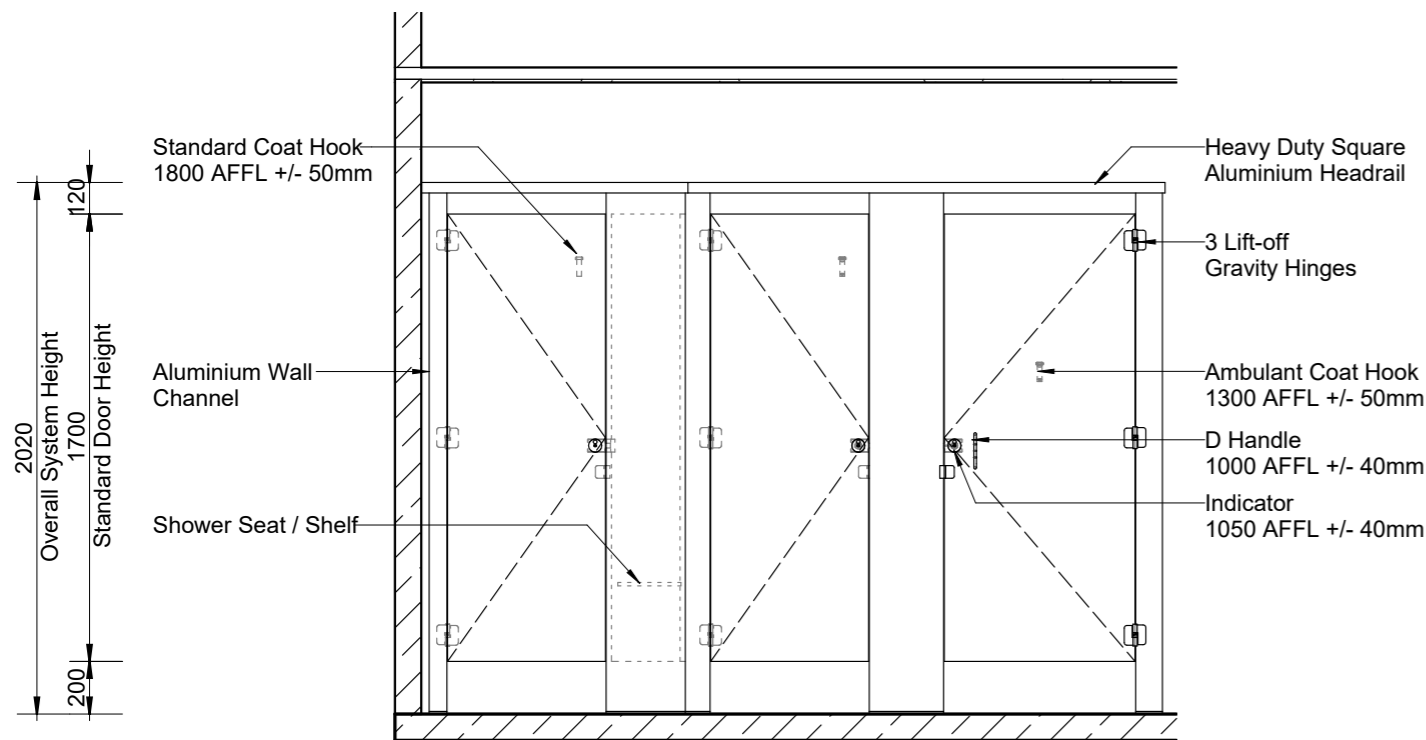




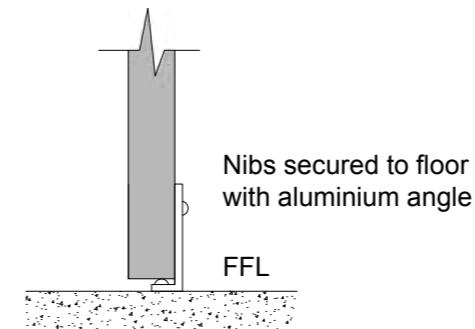
# Floor Mount Overhead Braced (FOB)



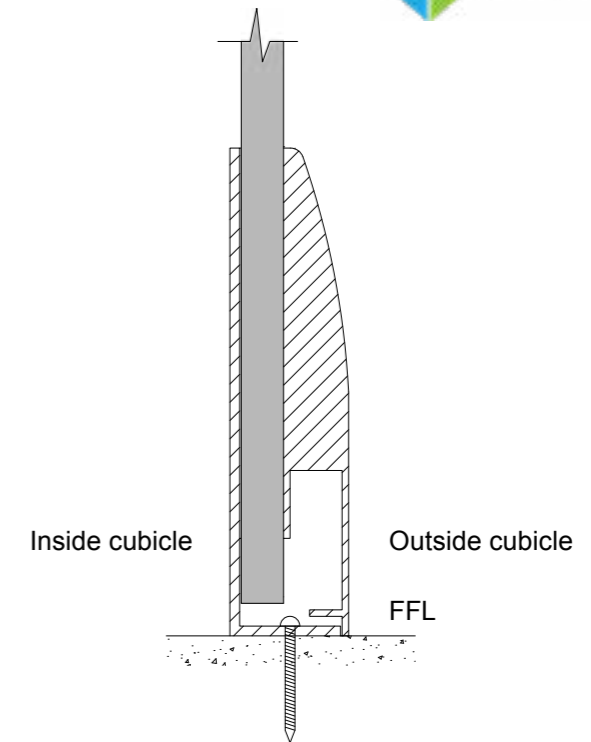
Plan



Elevation



Floor Mounting Detail



Optional 150mm Skirt Mount Detail

**Cubicles**  
**10 Year**  
Limited  
Warranty

## HOW TO SPECIFY

### Floor Mount Overhead Braced

#### Product

Duracube® Floor Mount Overhead Braced (FOB).

#### Door and Panel Construction Material

Durasafe® 13mm Compact Laminate.

#### Hardware

Viva Satin Chrome Hardware is standard. Other hardware is available. See page 59.

#### Headrail

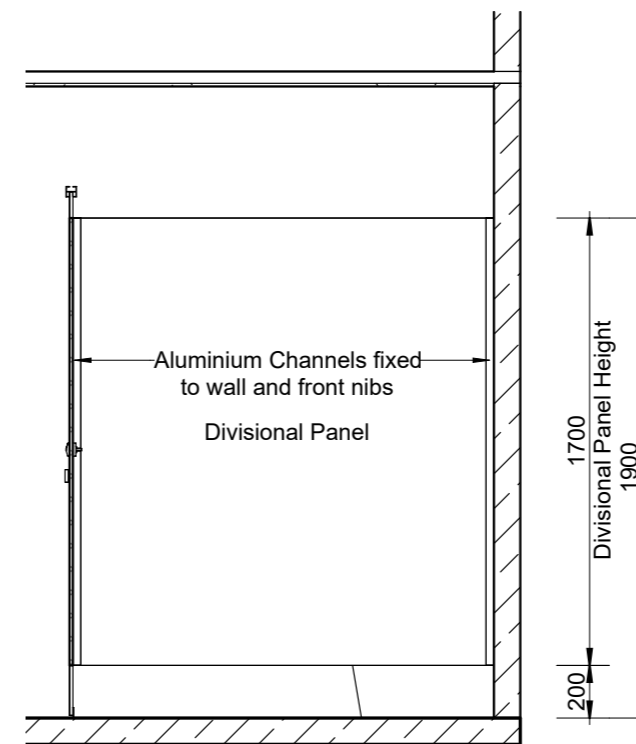
Aluminium Square Profile 40mm x 40mm. Colour – Oyster Grey powder-coat.

#### Floor Mounting

Nib panels fixed with 40mm x 12mm Anodised Aluminium Flat Bar or optional Skirt Mount.

#### Overall System Height

2020mm AFFL.



Section



# Floor Mount Ceiling Fixed



Quality up-market partitioning system

**Duracube® Floor Mount Ceiling Fixed** wet area partitioning system is designed specifically for use in upmarket corporate applications or anywhere that requires a quality finished bathroom.

The superbly finished streamlined design makes this system one of our most popular and aesthetically pleasing partitioning systems.

### Regulatory Compliance

**NCC 2022 Part F – Deem to Satisfy Provisions:**  
**F4D82c –** Door removable from outside if less than 1.2m between pan and doorway.

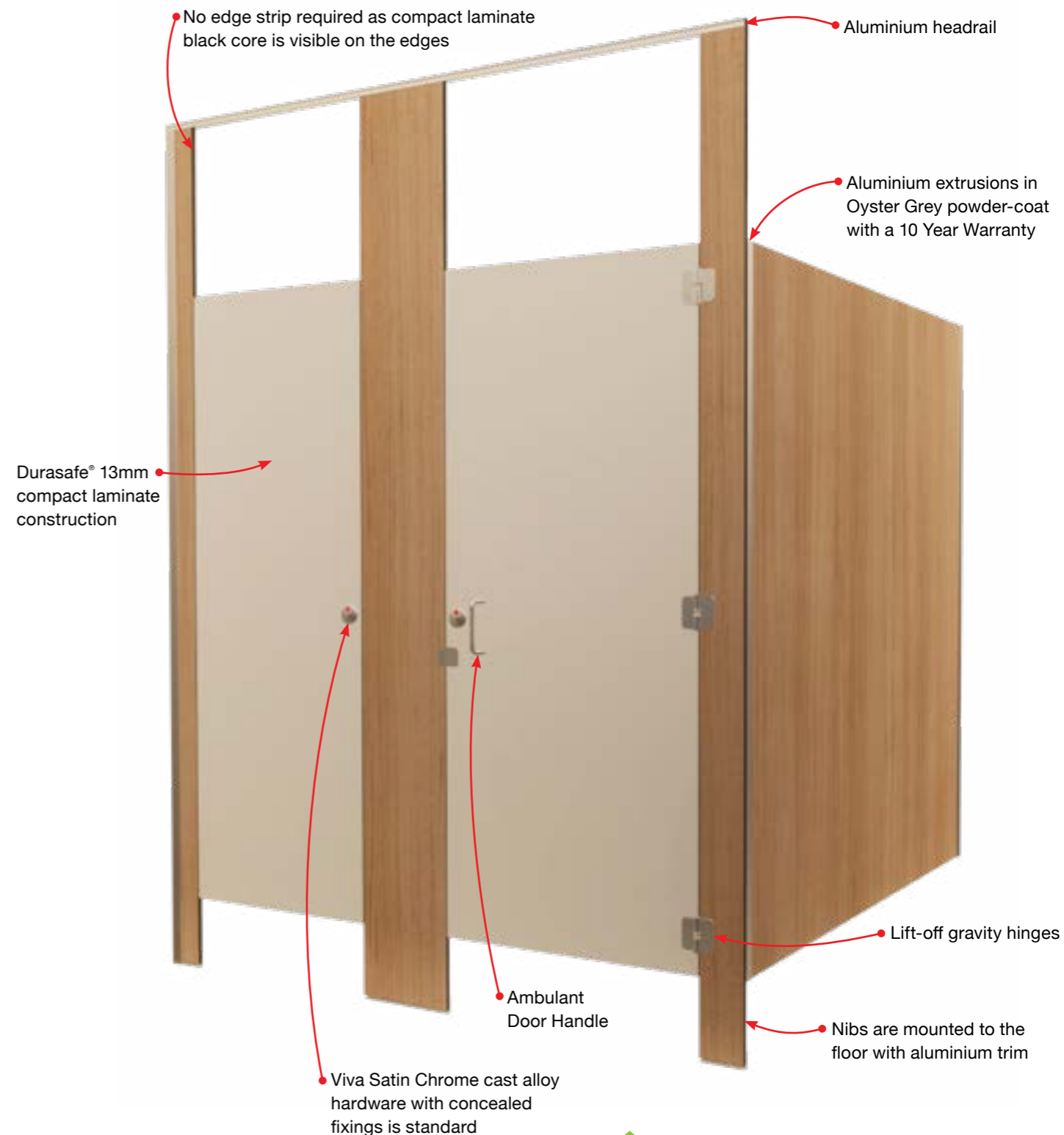
### Applications

- > Schools and Universities
- > End Of Trip (EOT) Facilities
- > Shopping Centres
- > Sport and Gym Change Rooms
- > Defence Ablution Blocks
- > Corporate Amenities
- > Recreational Amenities
- > Pubs and Clubs

### Features & Benefits

- > Nibs mounted to the floor and fixed to the ceiling ensures stability, strength and durability
- > Durasafe® 13mm compact laminate construction
- > No edge strip required as compact laminate black core is visible on the edges
- > Aesthetically pleasing design with clean lines
- > Impact resistant construction
- > Vandal resistant surface
- > Waterproof, suitable for hose cleaning
- > Easy to clean and sanitise
- > Reduced maintenance time and cost
- > Overall system height 2400mm to 3000mm AFFL

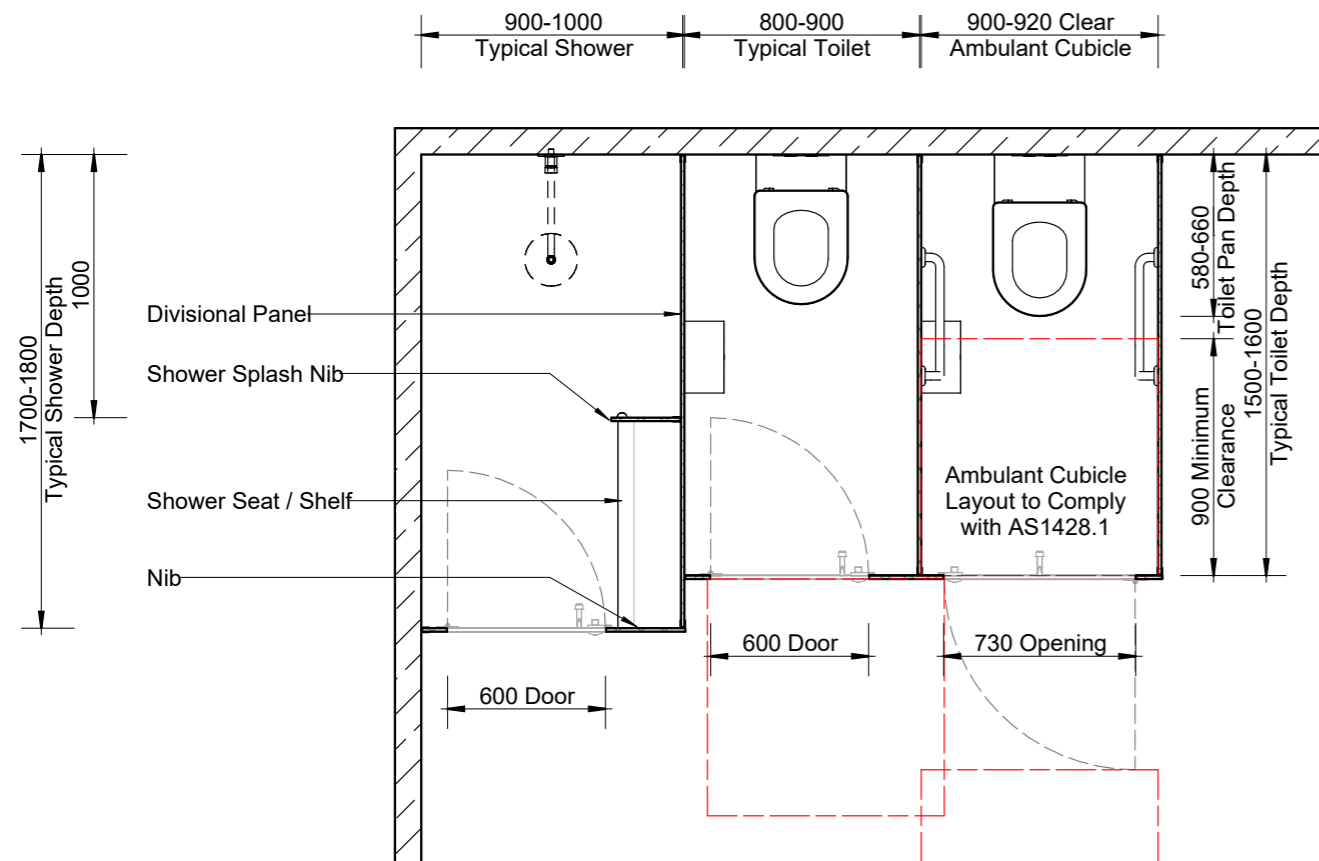
Floor Mount Ceiling Fixed partitioning system is strong with an aesthetically pleasing design.



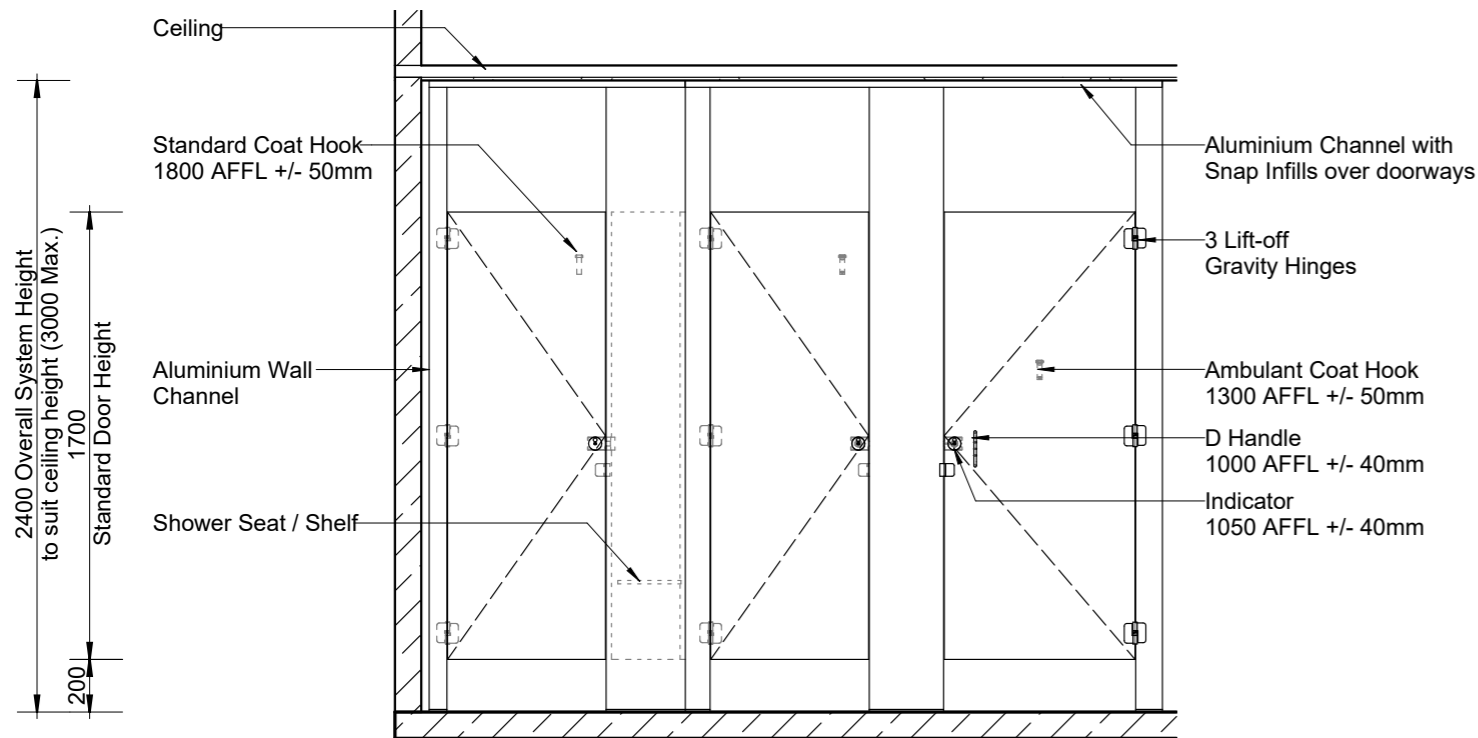
All Duracube® panels and doors are constructed with Durasafe® 13mm compact laminate.



# Floor Mount Ceiling Fixed (FCF)

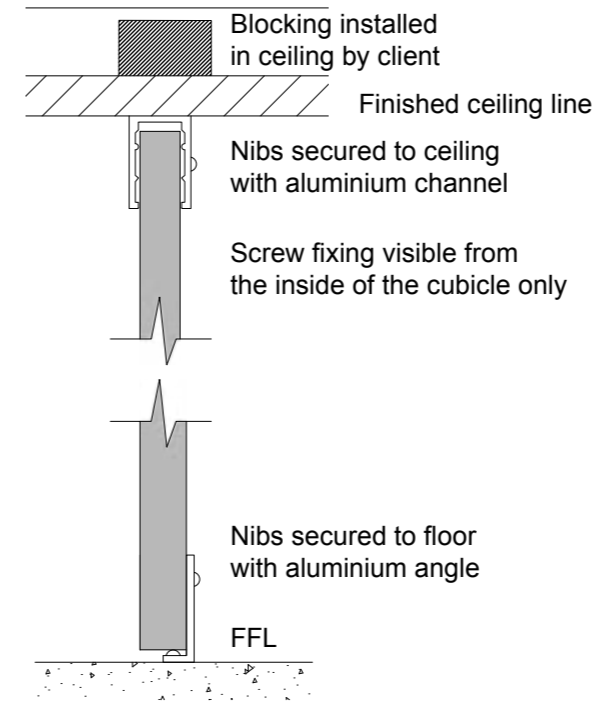


Plan

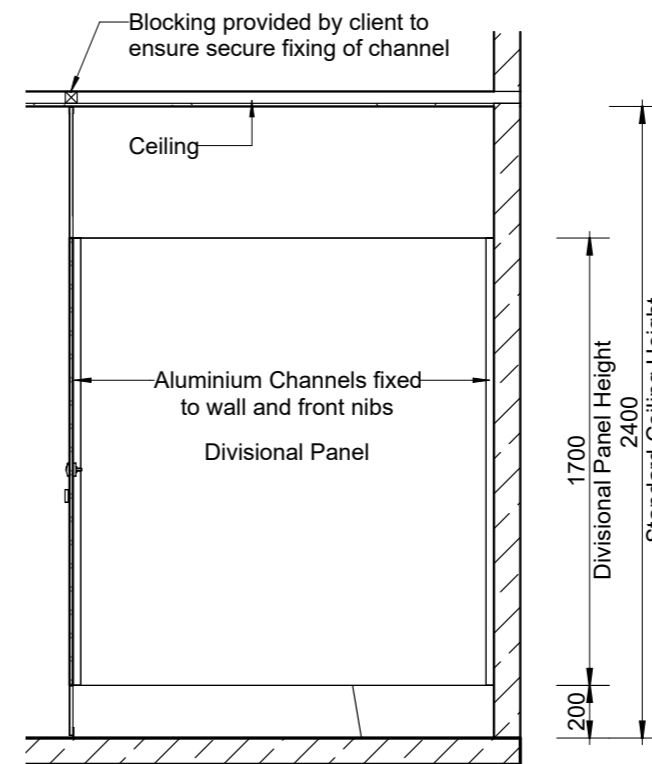


Elevation

## Ceiling Fixing Detail



## Floor Mounting Detail



Section

**Cubicles  
10 Year  
Limited  
Warranty**

### HOW TO SPECIFY

#### Floor Mount Ceiling Fixed

##### Product

Duracube® Floor Mount Ceiling Fixed (FCF).

##### Door and Panel Construction Material

Durasafe® 13mm Compact Laminate.

##### Hardware

Viva Satin Chrome Hardware is standard. Other hardware is available. See page 59.

##### Ceiling Fixing

Aluminium C Channel 20mm x 30mm fixed to the ceiling. Colour – Oyster Grey powder-coat.

##### Floor Mounting

Nib panels fixed with 40mm x 12mm Anodised Aluminium Flat Bar.

##### Overall System Height

2400mm to 3000mm AFFL.



# Floor Mount Free Standing



Sleek, minimalist design for use in low traffic areas

**Duracube® Floor Mount Free Standing** wet area partitioning system is one of the nicest finished systems we offer.

A quality low maintenance solution specifically designed for use in low traffic areas and suitable for upmarket corporate applications.

### Regulatory Compliance

**NCC 2022 Part F** – Deem to Satisfy Provisions:

**F4D82c** – Door removable from outside if less than 1.2m between pan and doorway.

### Applications

- > Corporate Amenities
- > Low traffic areas

### Features & Benefits

- > No headrail or ceiling fixing creates a sleek, modern design with clean lines
- > Nibs mounted to the floor provide stability
- > Durasafe® 13mm compact laminate construction
- > No edge strip required as compact laminate black core is visible on the edges
- > Impact resistant construction
- > Vandal resistant surface
- > Waterproof, suitable for hose cleaning
- > Easy to clean and sanitise
- > Reduced maintenance time and cost
- > Overall system height 1900mm AFFL

Floor Mount Free Standing partitioning system has clean lines and is suitable for low traffic areas.



Aluminium skirt mount in Oyster Grey powder-coat

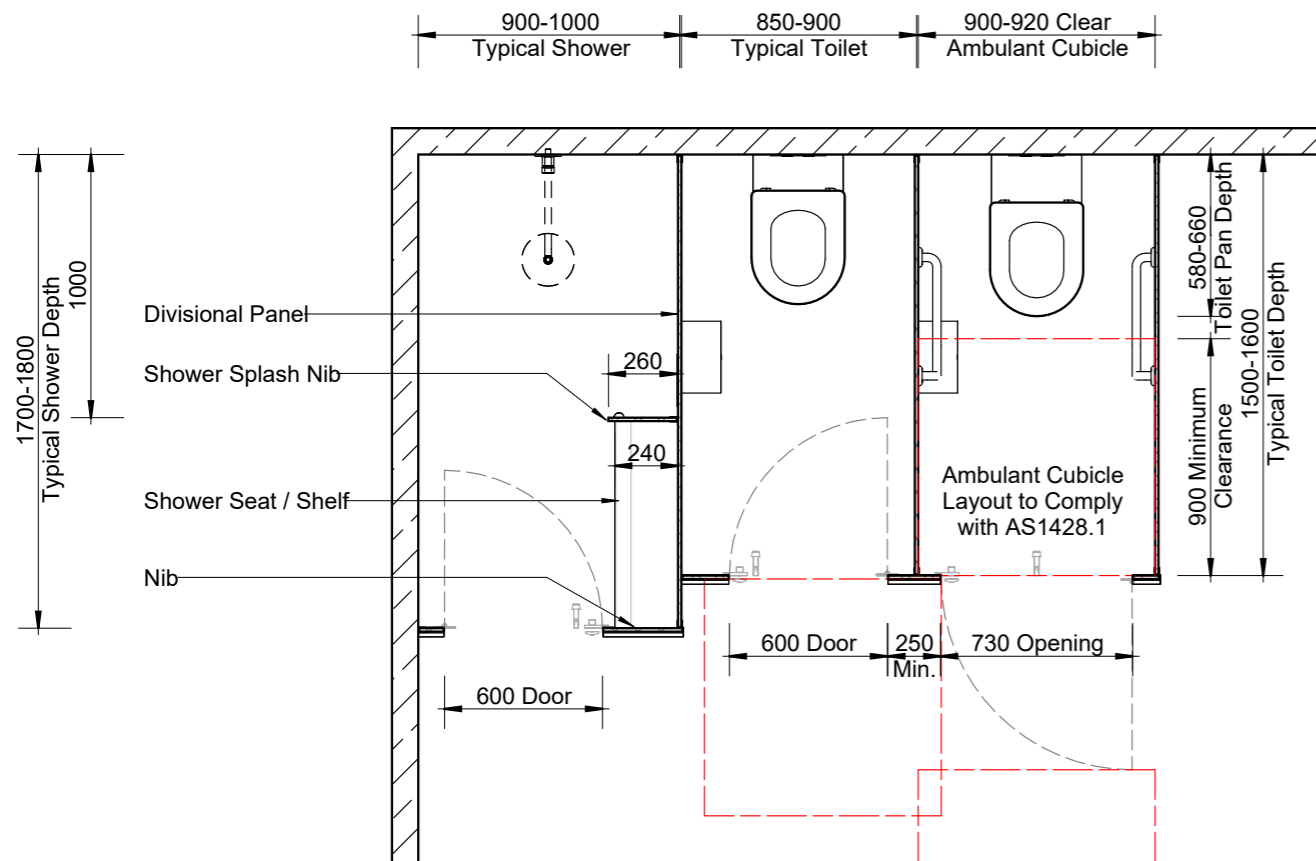


All Duracube® panels and doors are constructed with Durasafe® 13mm compact laminate.

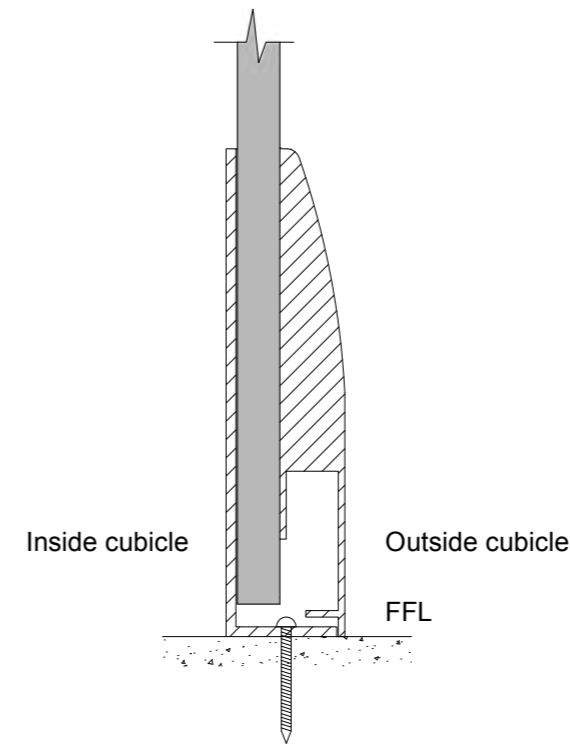


**Note:** This system is only suitable for installation on a concrete sub-floor. Minimum fixing depth is 100mm. Fixings will penetrate the water proofing membrane.

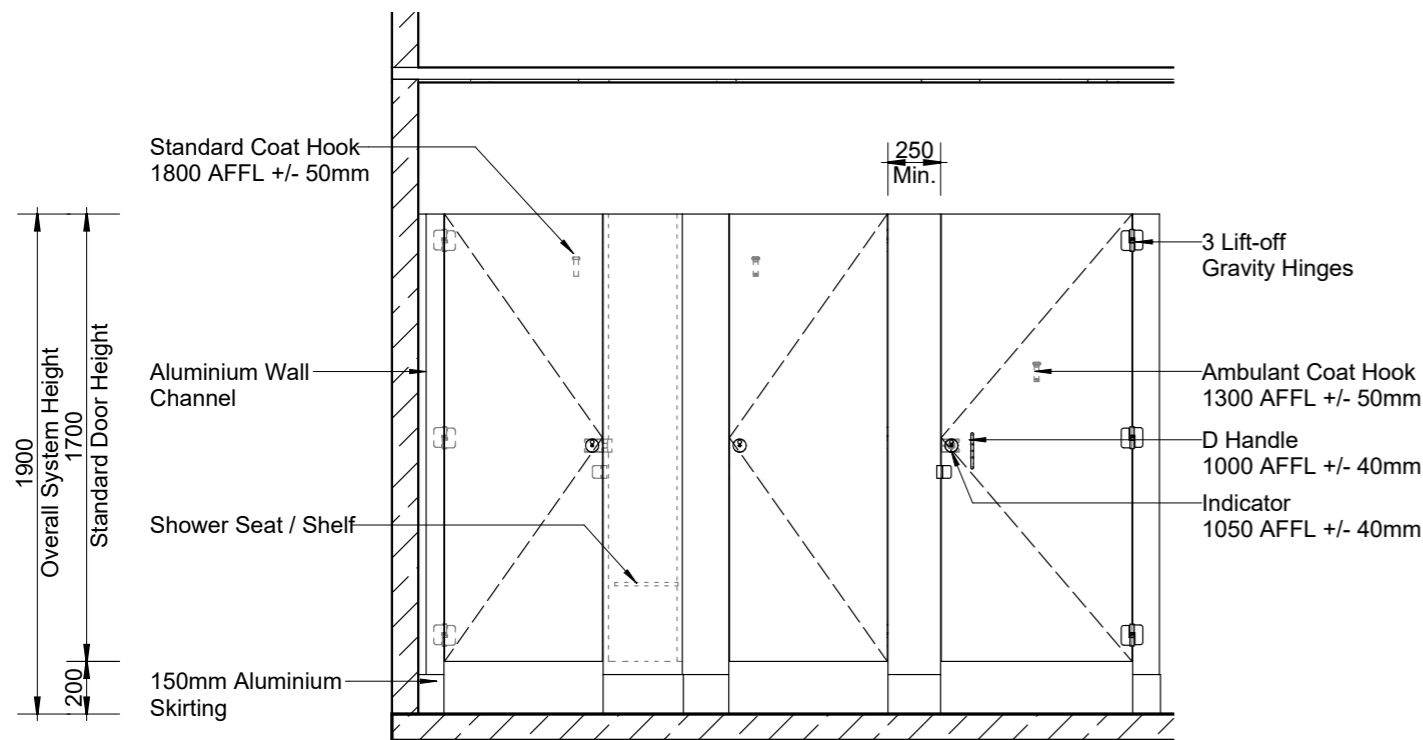
# Floor Mount Free Standing (FFS)



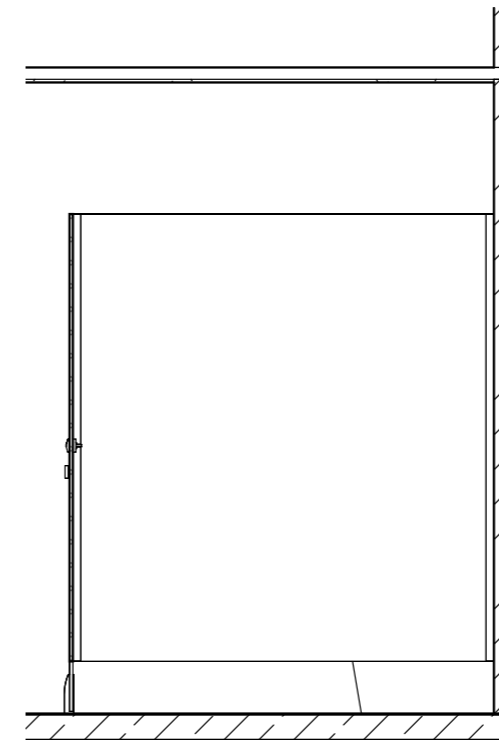
Plan



150mm Skirt Mount Detail



Elevation



Section

Cubicles  
10 Year  
Limited  
Warranty

## HOW TO SPECIFY

### Floor Mount Free Standing

**Product**  
Duracube® Floor Mount Free Standing (FFS).

**Door and Panel Construction Material**  
Durasafe® 13mm Compact Laminate.

**Hardware**  
Viva Satin Chrome Hardware is standard. Other hardware is available. See page 59.

**Floor Mounting**  
Nib panels fixed with Skirt Mount. Colour – Oyster Grey powder-coat.

**Overall System Height**  
1900mm AFFL.



# Full Height Privacy Core



Privacy partitioning system at an affordable price

**Duracube® Full Height Privacy Core** is a wet area partitioning system providing visual privacy at an affordable price.

Privacy Core panels above the doors are slotted to provide air circulation.

This system complies with Department of Education standards in most Australian states.

### Regulatory Compliance

**NCC 2022 Part F** – Deem to Satisfy Provisions:

**F4D81a** – Unisex facility requirement for full height doors and partitions.

**F4D82c** – Door removable from outside if less than 1.2m between pan and doorway.

### Applications

- > Schools and Universities
- > End Of Trip (EOT) Facilities
- > Shopping Centres
- > Sport and Gym Change Rooms
- > Defence Ablution Blocks
- > Corporate Amenities
- > Recreational Amenities

### Features & Benefits

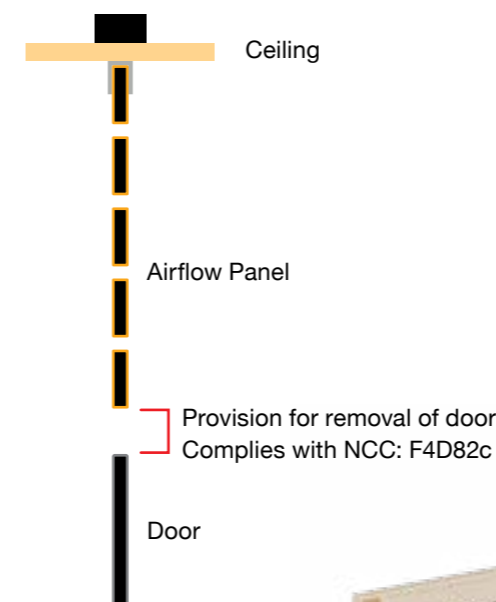
- > Cost-effective privacy partitioning system
- > Nibs and divisional panels are mounted to the floor and fixed to the ceiling to maximise privacy
- > Duracube® Privacy Edge is a standard inclusion
- > Slotted panel above door enables ventilation
- > Durasafe® 13mm compact laminate construction
- > No edge strip required as compact laminate black core is visible on the edges
- > Impact resistant construction
- > Vandal resistant surface
- > Waterproof, suitable for hose cleaning
- > Easy to clean and sanitise
- > Reduced maintenance time and cost
- > Overall system height 2340mm to 3000mm AFFL



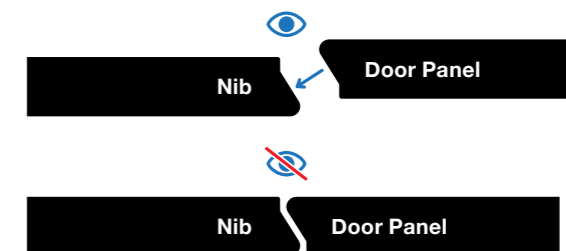
All Duracube® panels and doors are constructed with Durasafe® 13mm compact laminate

Privacy Core partitioning system provides visual privacy and ventilation at an economical price.

### Slotted Panel Detail



Privacy Edge is a standard inclusion with Privacy Core, eliminating all sight gaps between doors and nibs



No edge strip required as compact laminate black core is visible on the edges

Privacy Core slotted panel for ventilation

Aluminium extrusions in Oyster Grey powder-coat with a 10 Year Warranty

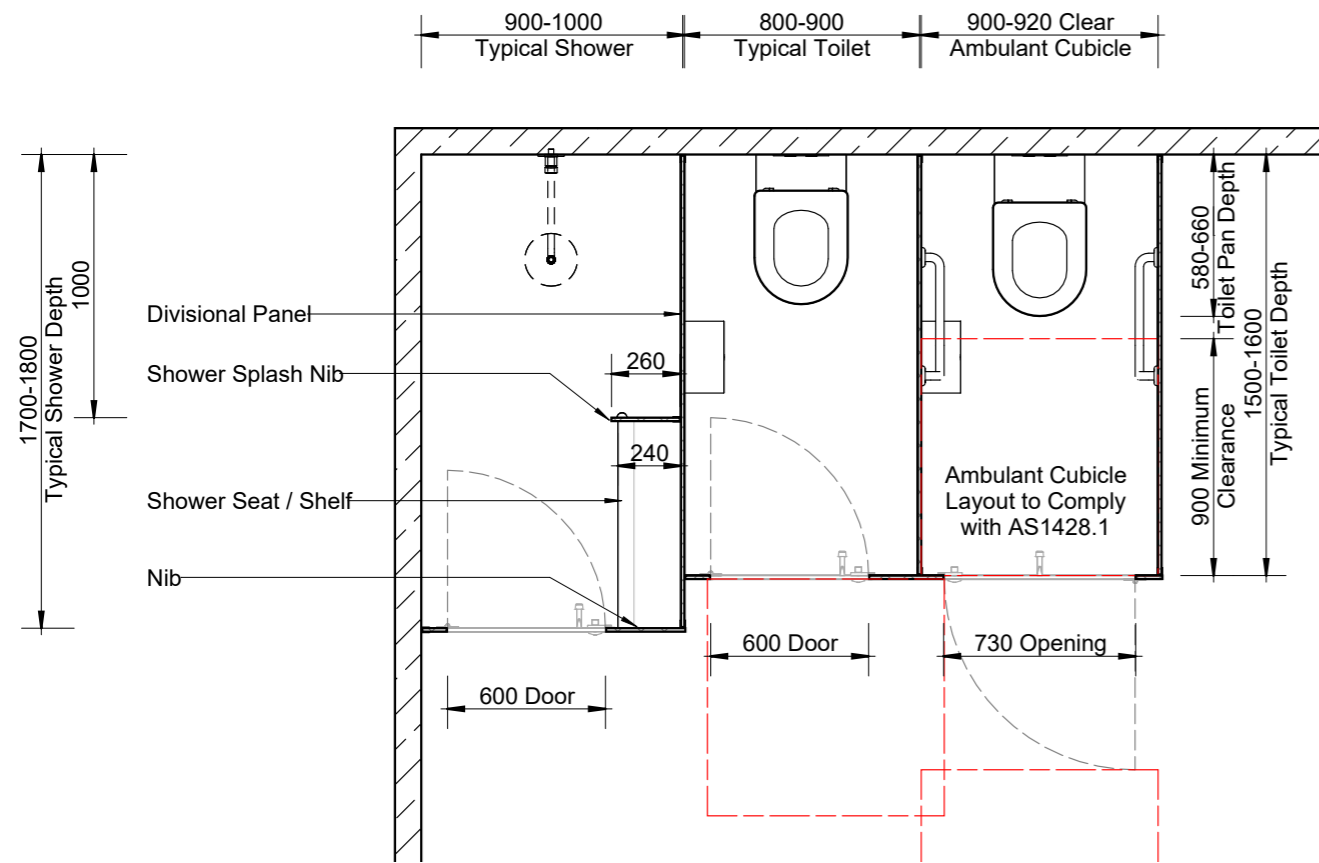
Viva Satin Chrome cast alloy hardware with concealed fixings is standard

Ambulant Door Handle

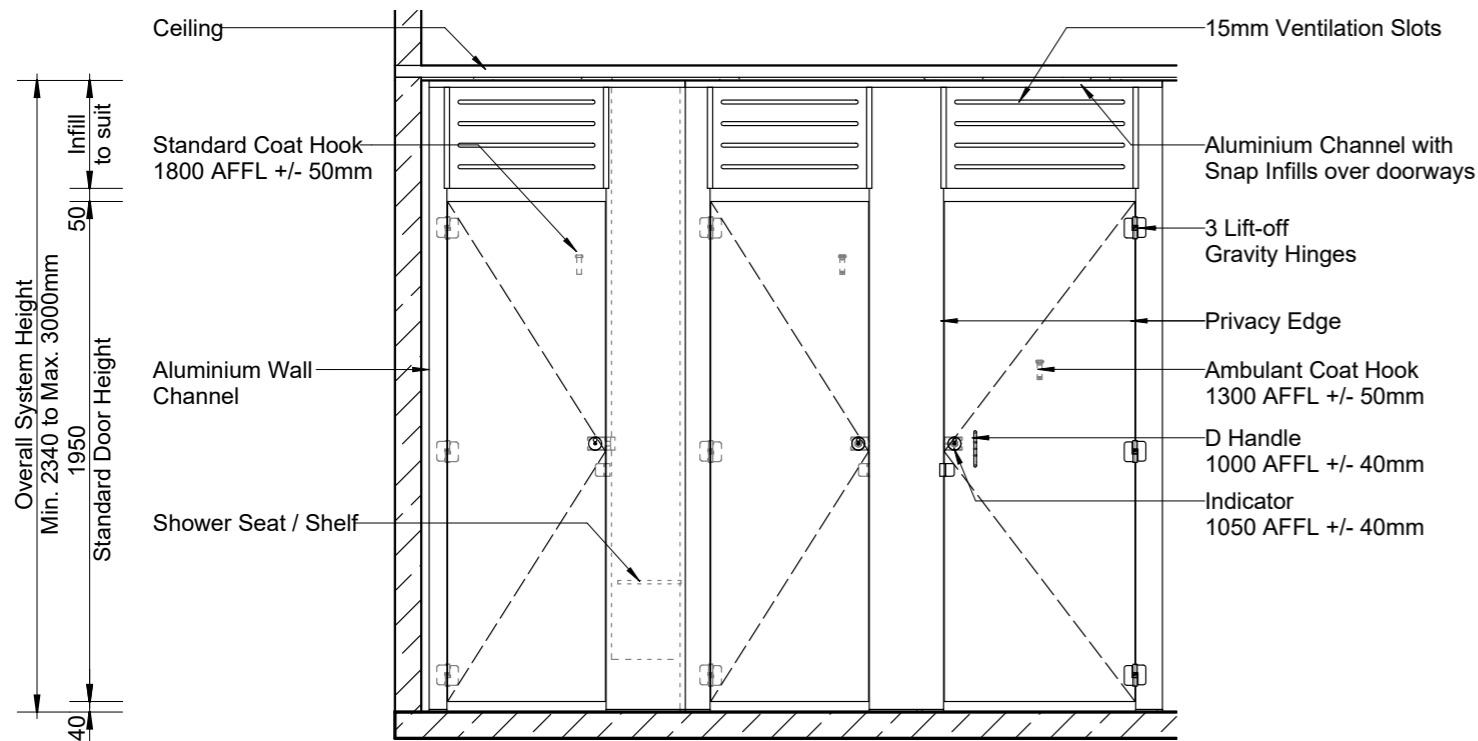
All panels and nibs are mounted to the floor and fixed to the ceiling. Complies with NCC: F4D81a

Lift-off gravity hinges

# Full Height Privacy Core (FHPC)

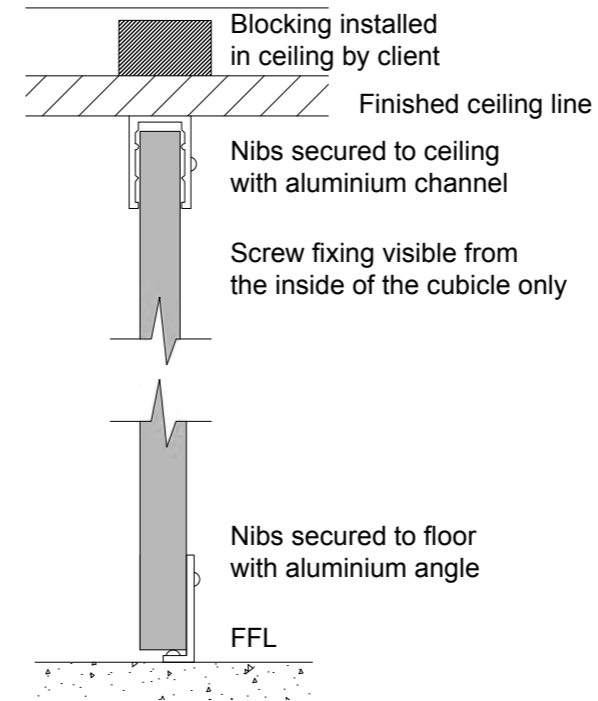


Plan

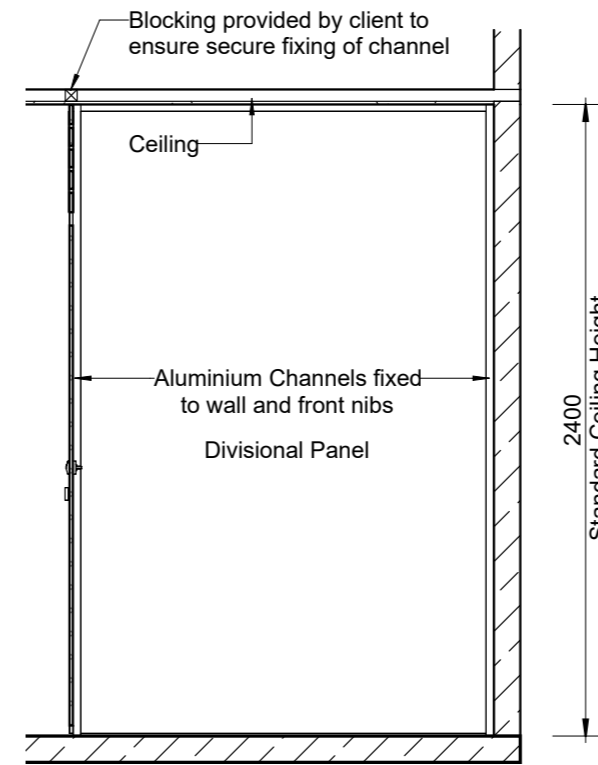


Elevation

## Ceiling Fixing Detail



## Floor Mounting Detail



Section

**Cubicles**  
**10 Year**  
Limited  
Warranty

### HOW TO SPECIFY

#### Full Height Privacy Core

##### Product

Duracube® Full Height Privacy Core (FHPC).

##### Door and Panel Construction Material

Durasafe® 13mm Compact Laminate.

##### Construction

Privacy Edge Angled Door and Nibs.  
Privacy Core Ventilation Panel.

##### Hardware

Viva Satin Chrome Hardware is standard.  
Other hardware is available. See page 59.

##### Ceiling Fixing

Aluminium Channel.  
Colour – Oyster Grey powder-coat.

##### Floor Mounting

Aluminium Angle.  
Colour – Oyster Grey powder-coat.

##### Overall System Height

Min. 2340mm to Max. 3000mm AFFL.



# Full Height Privacy Ultra



Elegant, sleek design providing visually privacy

**Duracube® Full Height Privacy Ultra** is a wet area partitioning system that is designed specifically for high use areas where privacy is of the highest concern, such as schools, swimming pools and sporting facilities.

Floor to ceiling doors, panels and nibs create a streamlined design with minimal gaps providing a low maintenance and ultra private solution.

### Regulatory Compliance

**NCC 2022 Part F** – Deem to Satisfy Provisions:

**F4D81a** – Unisex facility requirement for full height doors and partitions.

**F4D82c** – Door removable from outside if less than 1.2m between pan and doorway.

### Applications

- > Schools and Universities
- > End Of Trip (EOT) Facilities
- > Shopping Centres
- > Sport and Gym Change Rooms
- > Defence Ablution Blocks
- > Corporate Amenities
- > Recreational Amenities

### Features & Benefits

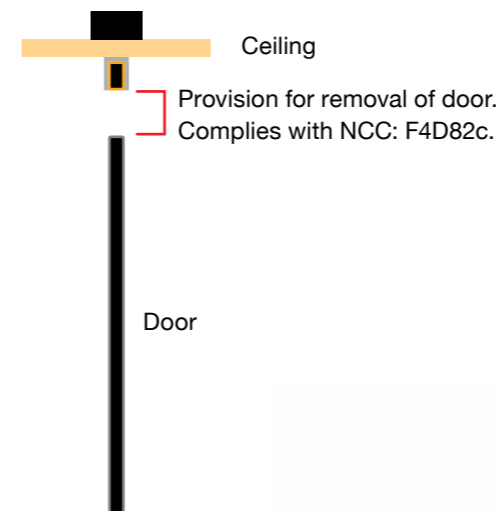
- > Modern, minimalist design with clean lines
- > Nibs and divisional panels are mounted to the floor and fixed to the ceiling to maximise privacy
- > Duracube® Privacy Edge is a standard inclusion
- > No sight gaps around panels, nibs and doors
- > Durasafe® 13mm compact laminate construction
- > No edge strip required as compact laminate black core is visible on the edges
- > Impact resistant construction
- > Vandal resistant surface
- > Waterproof, suitable for hose cleaning
- > Easy to clean and sanitise
- > Reduced maintenance time and cost
- > Overall system height 2100 to 3000mm AFFL



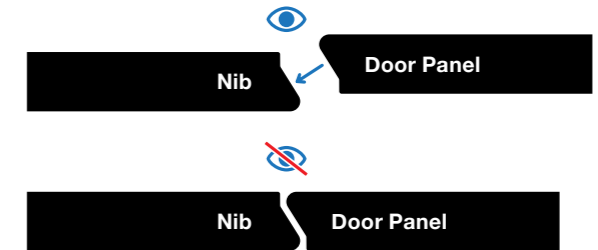
All Duracube® panels and doors are constructed with Durasafe® 13mm compact laminate

Privacy Ultra partitioning system has clean lines with minimal gaps around panels and doors.

### Ceiling and Door Detail



Privacy Edge is a standard inclusion with Privacy Core, eliminating all sight gaps between doors and nibs

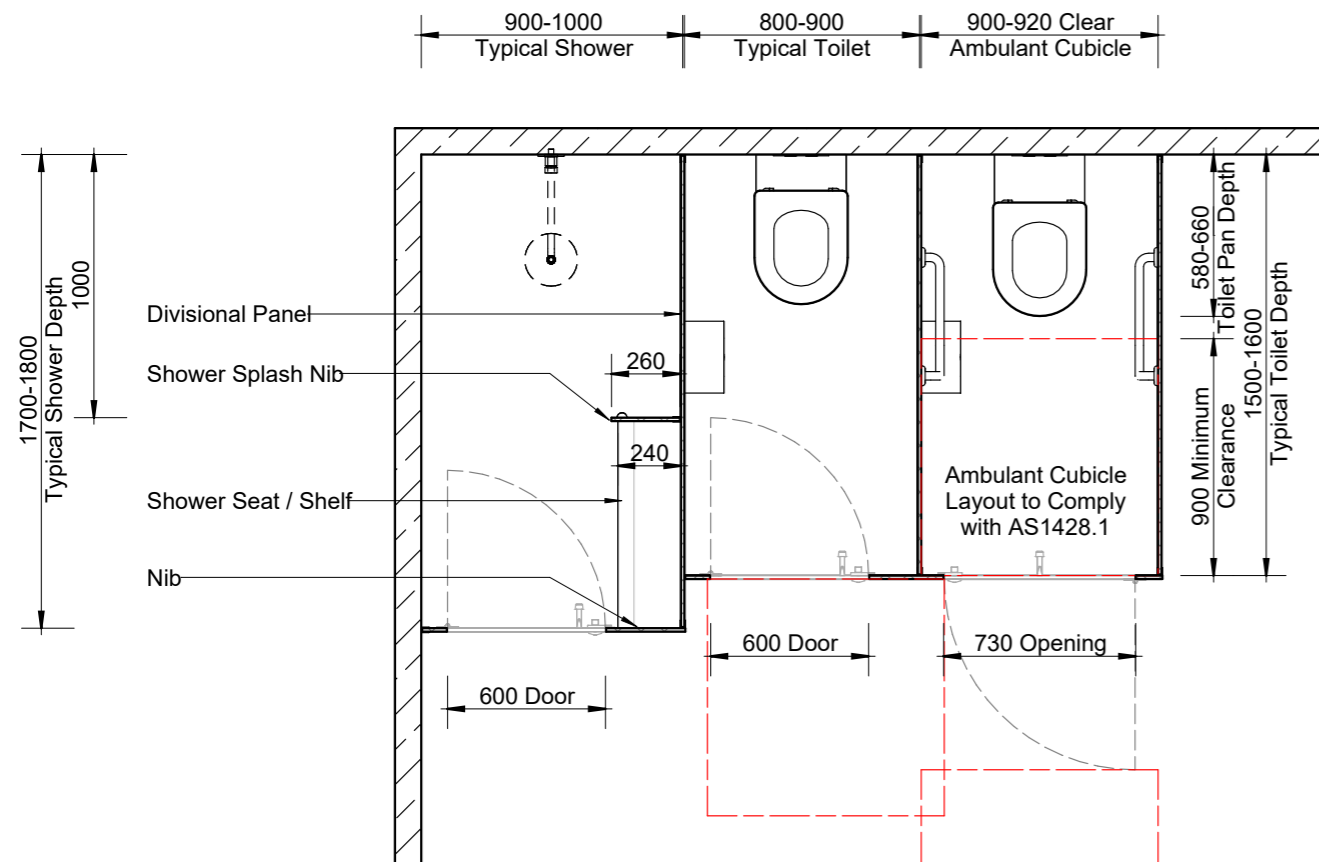


No edge strip required as compact laminate black core is visible on the edges

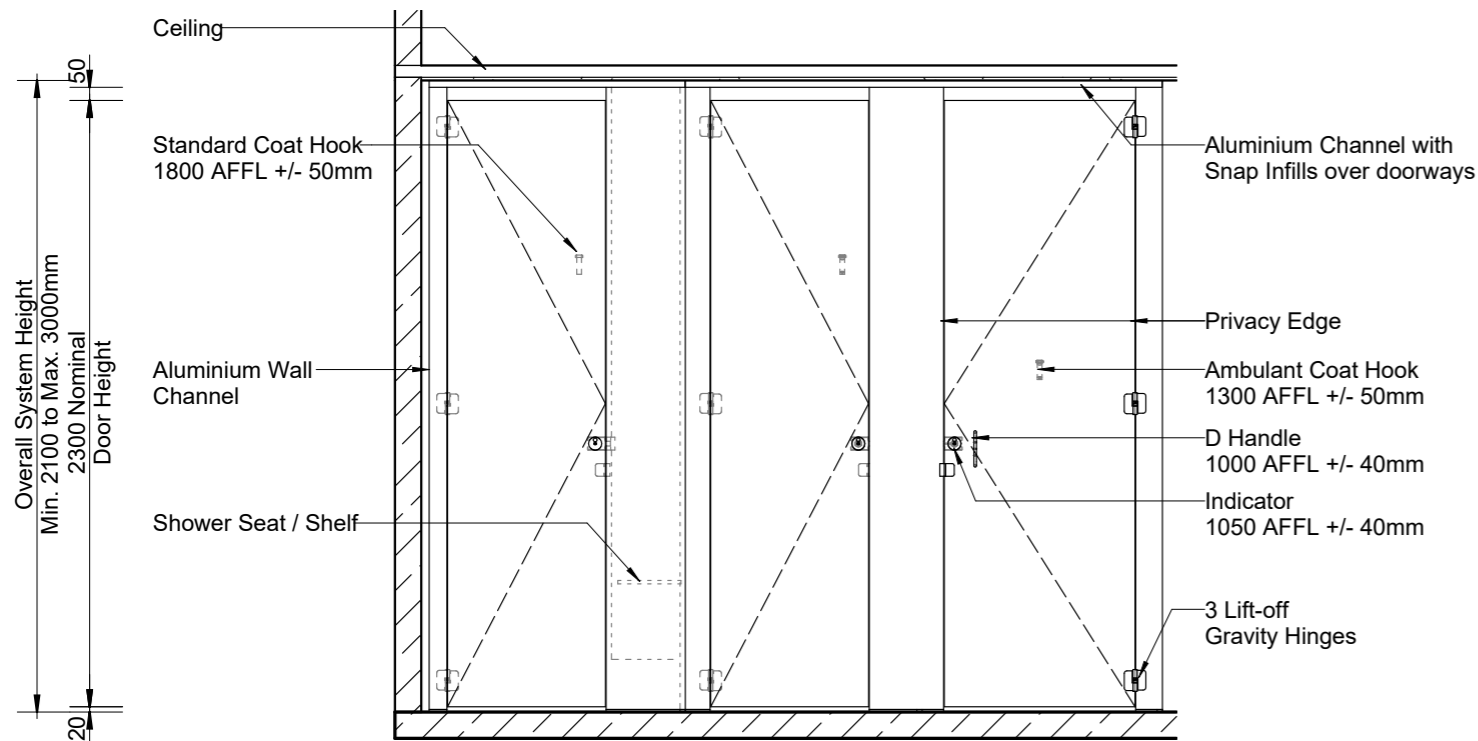




# Full Height Privacy Ultra (FHPU)

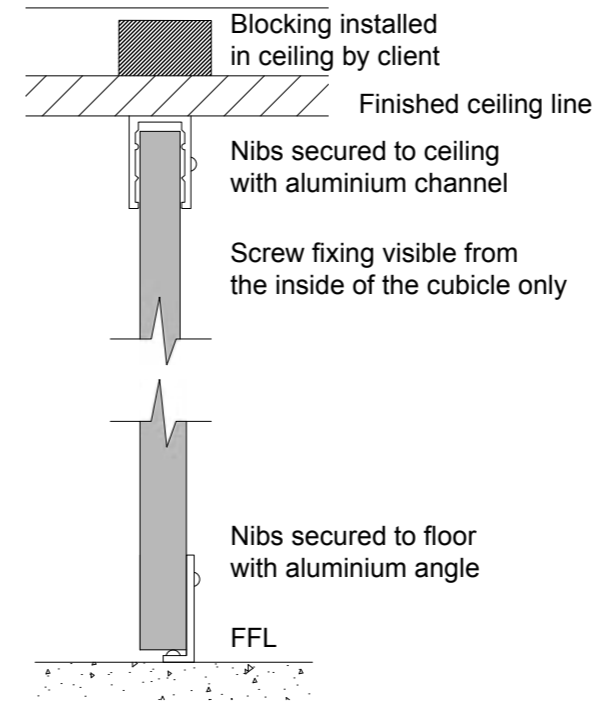


Plan

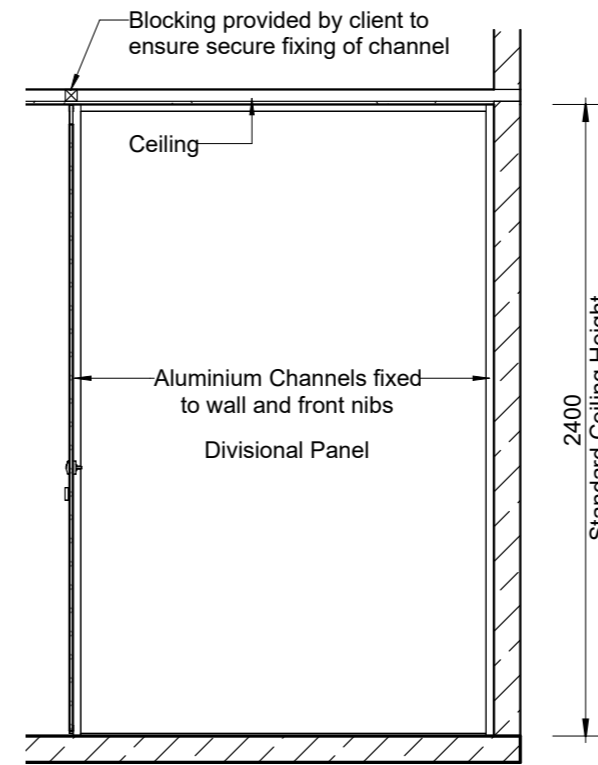


Elevation

## Ceiling Fixing Detail



## Floor Mounting Detail



Section

**Cubicles**  
**10 Year**  
Limited  
Warranty

### HOW TO SPECIFY

#### Full Height Privacy Ultra

##### Product

Duracube® Full Height Privacy Ultra (FHPU).

##### Door and Panel Construction Material

Durasafe® 13mm Compact Laminate.

##### Construction

Privacy Edge Angled Door and Nibs.

##### Hardware

Viva Satin Chrome Hardware is standard. Other hardware is available. See page 59.

##### Ceiling Fixing

Aluminium Channel.  
Colour – Oyster Grey powder-coat.

##### Floor Mounting

Aluminium Angle.  
Colour – Oyster Grey powder-coat.

##### Overall System Height

Min. 2100mm to Max. 3000mm AFFL.

# Full Height Privacy Max



**Certified and Tested by Acoustic Engineer**

**Duracube® Full Height Privacy Max** is a wet area partitioning system that is a cost-effective alternative to traditional stud wall construction.

Privacy Max cubicles ensure maximum visual and acoustic privacy while also allowing ventilation.

## Regulatory Compliance

**NCC 2022 Part F – Deem to Satisfy Provisions:**

**F4D81a** – Unisex facility requirement for full height doors and partitions.

**F4D82c** – Door removable from outside if less than 1.2m between pan and doorway.

## Applications

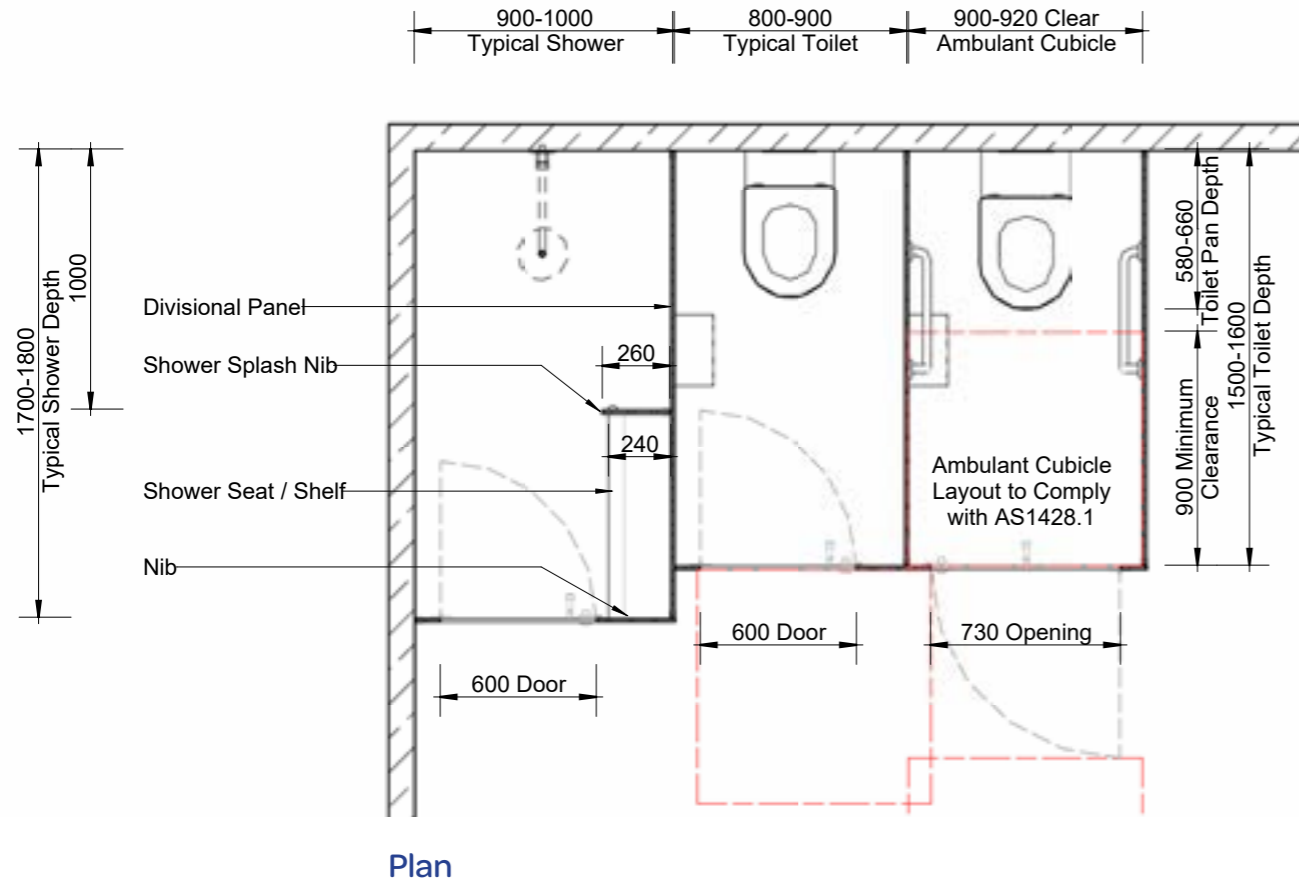
- › Schools and Universities
- › End Of Trip (EOT) Facilities
- › Shopping Centres
- › Sport and Gym Change Rooms
- › Defence Ablution Blocks
- › Corporate Amenities
- › Recreational Amenities

## Features & Benefits

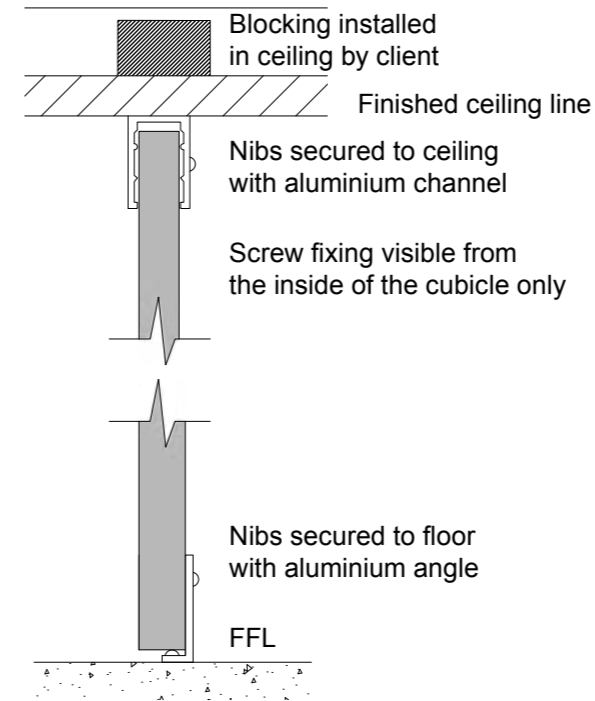
- › Economical alternative to stud wall construction
- › Quick and easy installation
- › Less trades required
- › Minimal project management and program time
- › Sustainable use of materials
- › Nibs and divisional panels are mounted to the floor and fixed to the ceiling to maximise privacy
- › Acoustic Rubber Seal around doors and openings is a standard inclusion
- › No sight gaps around panels, nibs and doors
- › Durasafe® 13mm compact laminate construction
- › No edge strip required as compact laminate black core is visible on the edges
- › Impact resistant construction
- › Vandal resistant surface
- › Waterproof, suitable for hose cleaning
- › Easy to clean and sanitise
- › Reduced maintenance time and cost
- › Overall system height 2340 to 3000mm AFFL

Privacy Max eliminates all gaps around panels and doors ensuring maximum privacy.

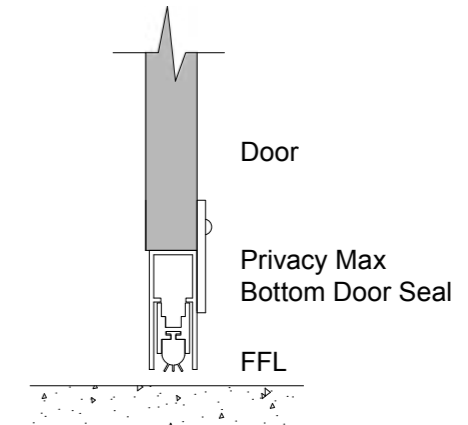




## Ceiling Fixing Detail

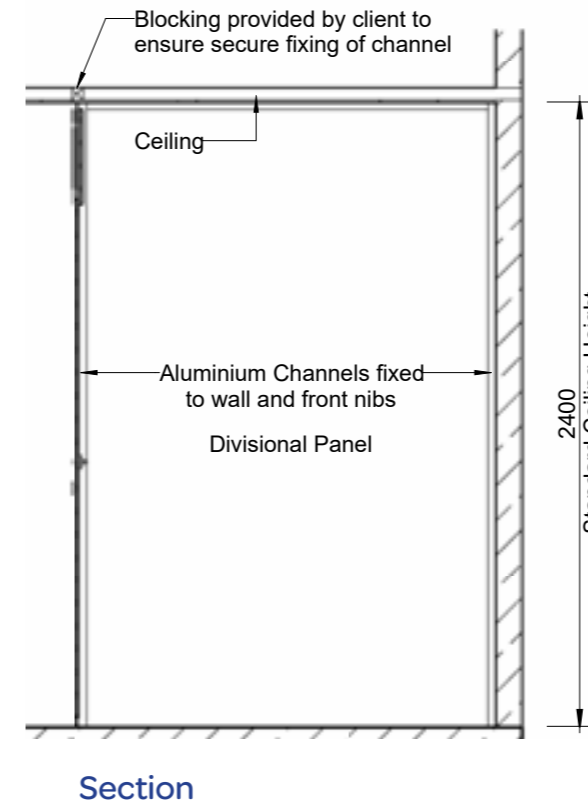
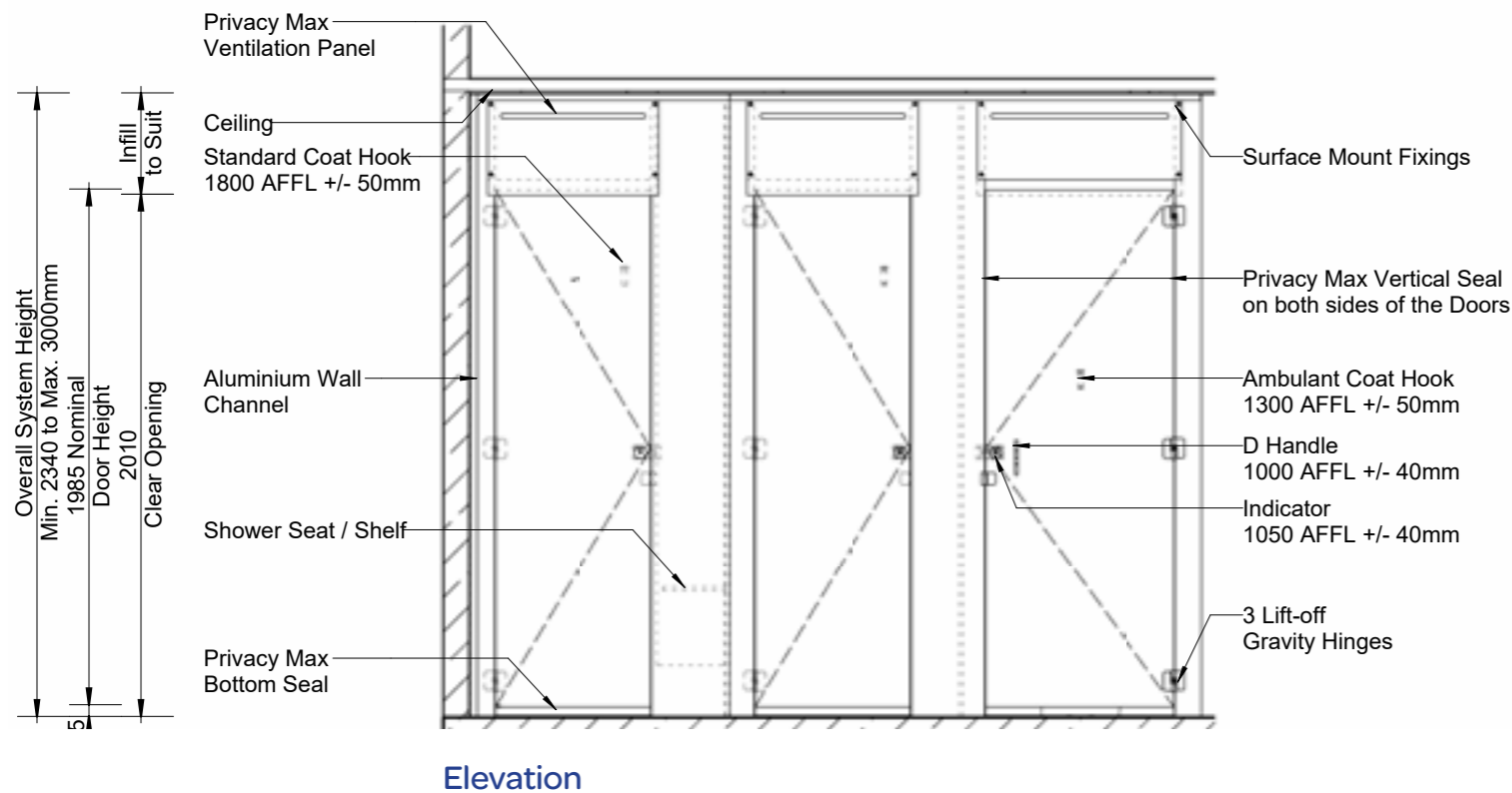


## Floor Mounting Detail



## Door Seal Detail

**Cubicles  
10 Year  
Limited  
Warranty**



## HOW TO SPECIFY Full Height Privacy Max

- Product**  
Duracube® Full Height Privacy Max (FHPM).
- Door and Panel Construction Material**  
Durasafe® 13mm Compact Laminate.
- Construction**  
Privacy Max Door Seals.  
Privacy Max Ventilation Panel.
- Hardware**  
Viva Satin Chrome Hardware is standard.  
Other hardware is available. See page 59.
- Ceiling Fixing**  
Aluminium Channel.  
Colour – Oyster Grey powder-coat.
- Floor Mounting**  
Aluminium Angle.  
Colour – Oyster Grey powder-coat.
- Overall System Height**  
Min. 2340mm to Max. 3000mm AFFL.



# Privacy Panels



Versatile screening solutions providing privacy

## Privacy Panel Options



Wall Mount (PWM)



Pedestal Mount (PPM)



Childcare (PCC)



Full Height (PFH)



Post Fixed (PPF)

**Duracube® Privacy Panels** are a versatile wet area screening solution providing privacy in open plan bathrooms and change rooms.

Privacy panels are usually installed between urinals or as a substitute for an airlock.

Childcare Privacy Panels separate toilets at early learning centres and preschools.

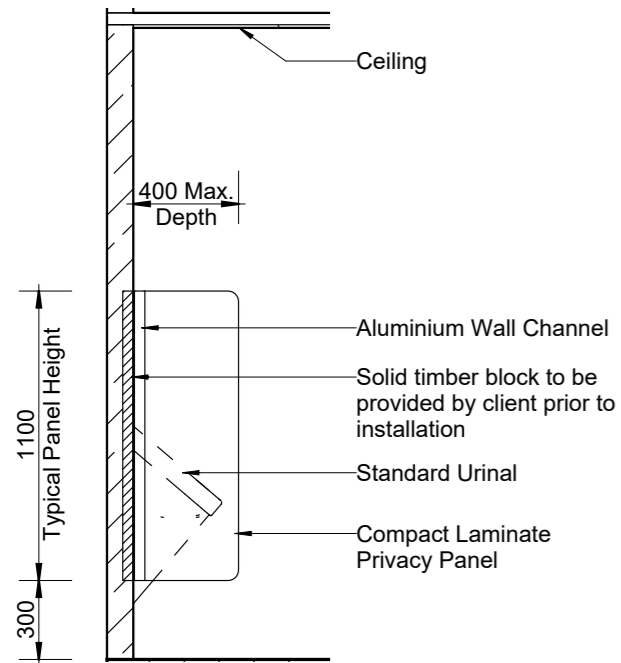
Privacy panel options comprise wall mount, pedestal mount, childcare, full height and post fixed.

### Applications

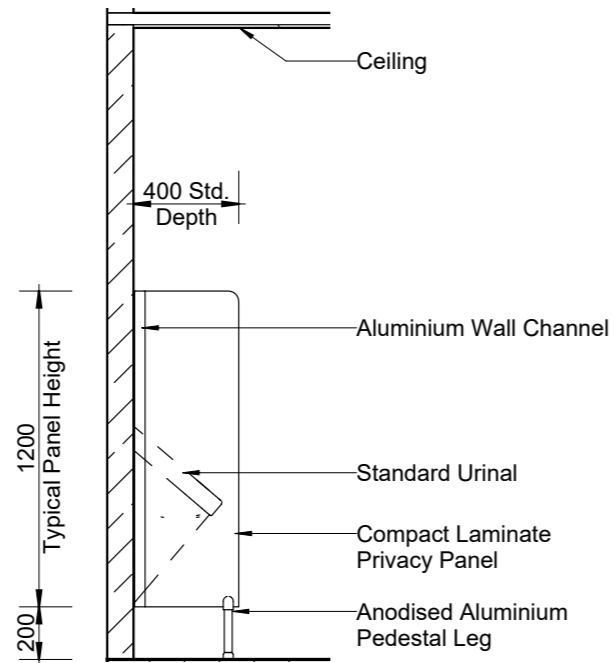
- > Schools and Universities
- > End Of Trip (EOT) Facilities
- > Shopping Centres
- > Sport and Gym Change Rooms
- > Defence Ablution Blocks
- > Corporate Amenities
- > Recreational Amenities

### Features & Benefits

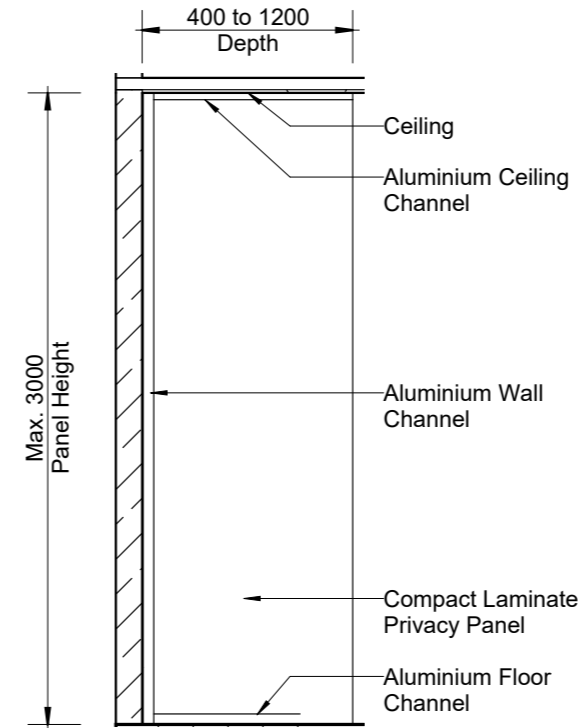
- > Privacy Panels are easy to install
- > Unobtrusive design
- > Compact Laminate colours will coordinate with partitioning system colour scheme
- > Compact Laminate is vandal and impact resistant construction material
- > Waterproof, suitable for hose cleaning
- > Easy to clean and sanitise, reducing maintenance time and cost
- > Oyster Grey powder-coat aluminium extrusions with stainless steel fixings



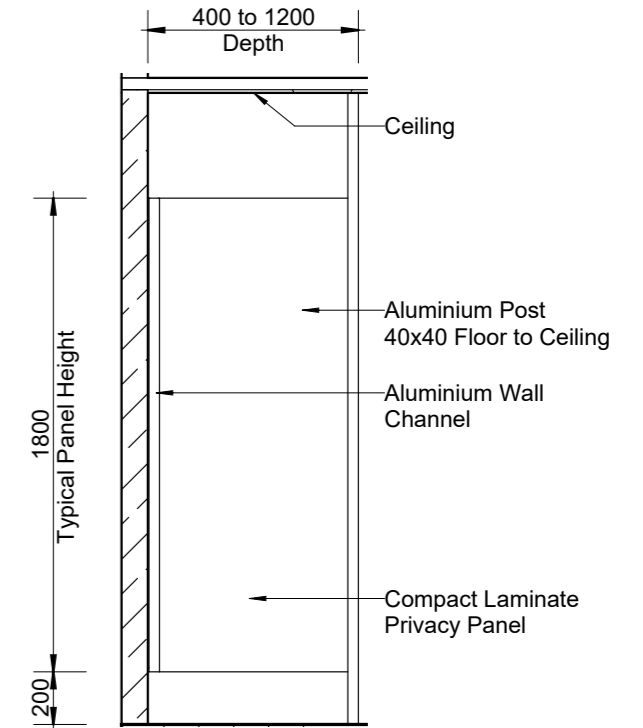
Privacy Panel – Wall Mount (PWM)



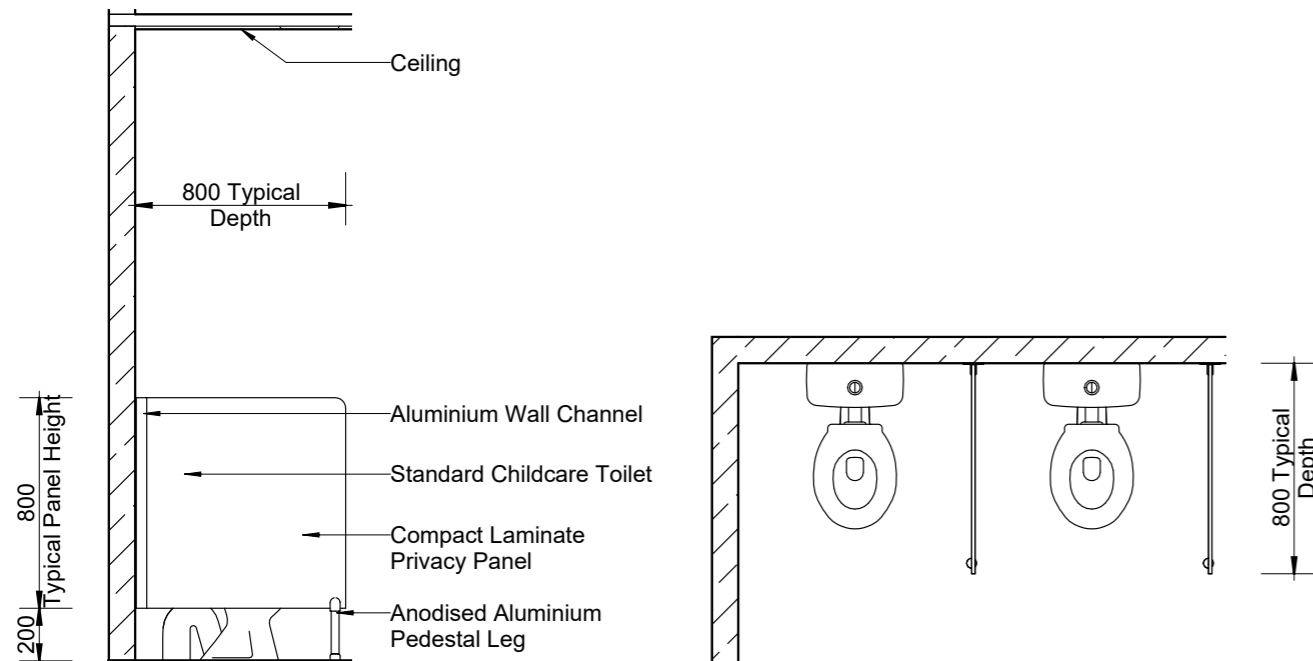
Privacy Panel – Pedestal Mount (PPM)



Privacy Panel – Full Height (PFH)



Privacy Panel – Post Fixed (PPF)



Privacy Panel – Childcare (PCC)

**HOW TO SPECIFY Duracube® Privacy Panels**

Product Name	Material	Typical Height	Typical Width	Floor Mount / Ceiling Fixed
Duracube® Privacy Panel – Wall Mount (PWM)	Durasafe® 13mm Compact Laminate	1400mm AFFL	400mm	Wall mount only with aluminium T-channel.
Duracube® Privacy Panel – Pedestal Mount (PPM)		1400mm AFFL	400mm	Floor mount with adjustable 200mm aluminium pedestal legs.
Duracube® Privacy Panel – Childcare (PCC)		1000mm AFFL	800mm	Floor mount with adjustable 200mm aluminium pedestal legs.
Duracube® Privacy Panel – Full Height (PFH)		To Ceiling max. 3000mm	400mm to 1200mm	Floor mount with aluminium angle. Ceiling fixed with aluminium channel.
Duracube® Privacy Panel – Post Fixed (PPF)		2000mm AFFL	400mm to 1200mm	40 x 40mm floor to ceiling square post.

**Note:** Custom sizes and solutions are available upon request. Contact our sales team for assistance.



**Duracube® Lockers** are constructed from Durasafe® 13mm compact laminate making them suitable for wet and dry locations.

Compact laminate is vandal, impact, and water resistant with a low maintenance surface.

Coordinate your locker colours with partitioning system, bench seating and vanities.

Duracube® lockers are ideal for schools, sport and gym change rooms as well as defence and end of trip facilities.

### Features & Benefits

- › Durasafe® 13mm compact laminate construction requires no edge strip due to black core edge
- › Locker carcass constructed from either:
  - water resistant white 16mm HMR board or
  - 100% waterproof white 16mm PVC board
- › Black PVC edge tape on carcass to match black core on compact laminate panels and doors
- › Four door colours can be used to create a pattern
- › Shelving and vent options are available
- › Coat rail is a standard inclusion
- › One to four doors are optional per locker tower

### Five Lock Options



### Applications

- › Schools and Universities
- › End Of Trip (EOT) Facilities
- › Sport and Gym Change Rooms
- › Defence Ablution Blocks

## Lockers – Plinth Mounted (LPM)



### HOW TO SPECIFY Lockers – Plinth Mounted

#### Product Name

Duracube® Locker – Plinth Mounted (LPM).

#### Door and Panel Construction Material

Durasafe® 13mm Compact Laminate.

#### Internal Carcass Construction Material

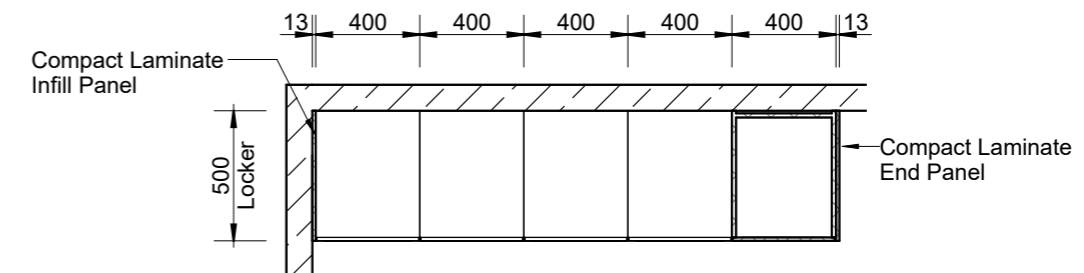
Select either:

Dry Area Lockers – White 16mm HMR board.

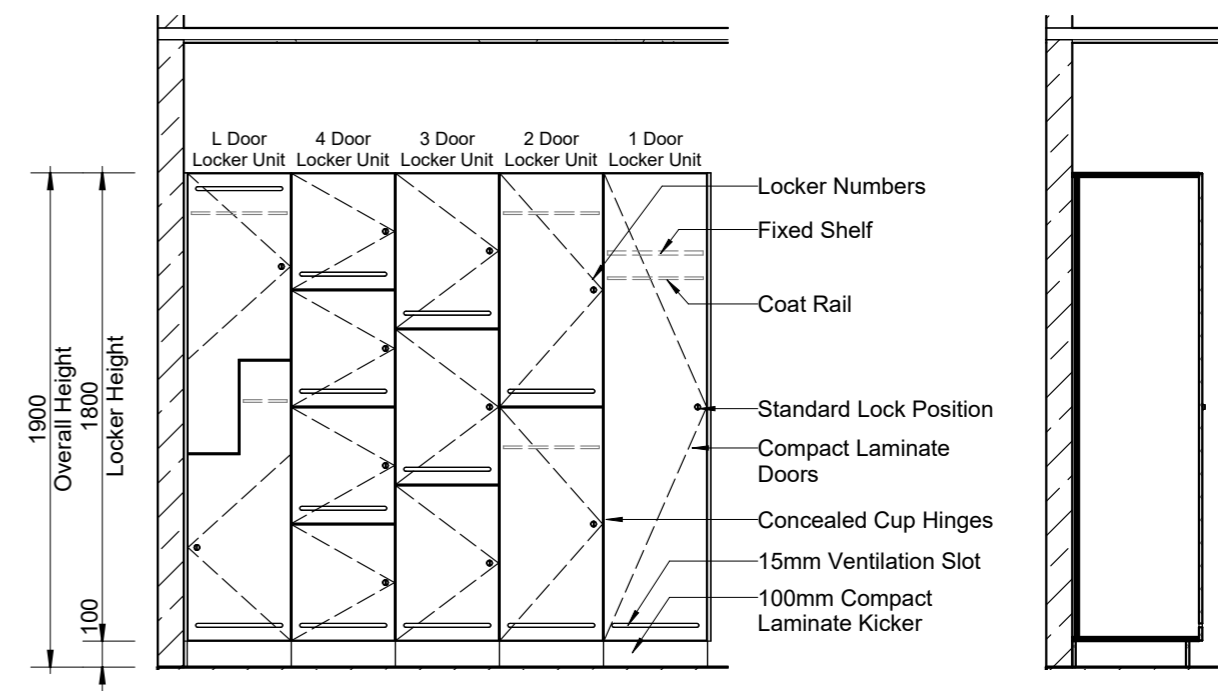
Wet Area Lockers – White 16mm PVC board.

#### Lock

Insert lock option here. See page 42.



Plan



Elevation

Section

## Lockers – Wall Mounted (LWM)



### HOW TO SPECIFY Lockers – Wall Mounted

#### Product Name

Duracube® Locker – Wall Mounted (LWM).

#### Door and Panel Construction Material

Durasafe® 13mm Compact Laminate.

#### Internal Carcass Construction Material

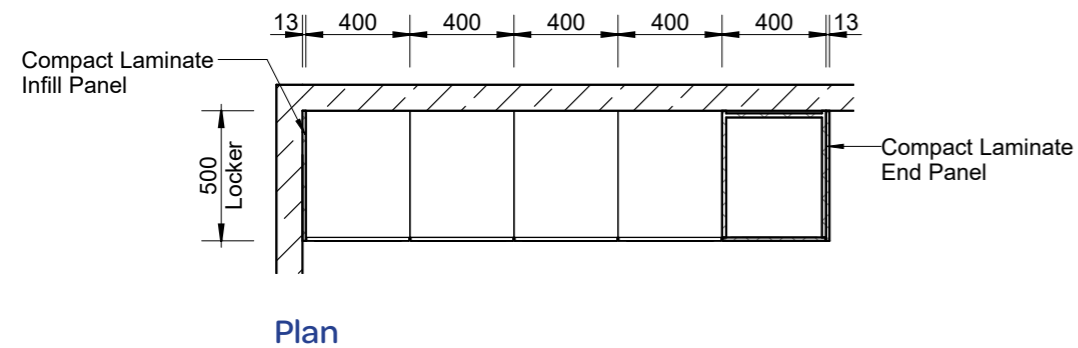
Select either:

Dry Area Lockers – White 16mm HMR board.

Wet Area Lockers – White 16mm PVC board.

#### Lock

Insert lock option here. See page 42.



## Lockers – Bench Mounted (LBM)



### HOW TO SPECIFY Lockers – Bench Mounted

#### Product Name

Duracube® Locker – Bench Mounted (LBM).

#### Door and Panel Construction Material

Durasafe® 13mm Compact Laminate.

#### Internal Carcass Construction Material

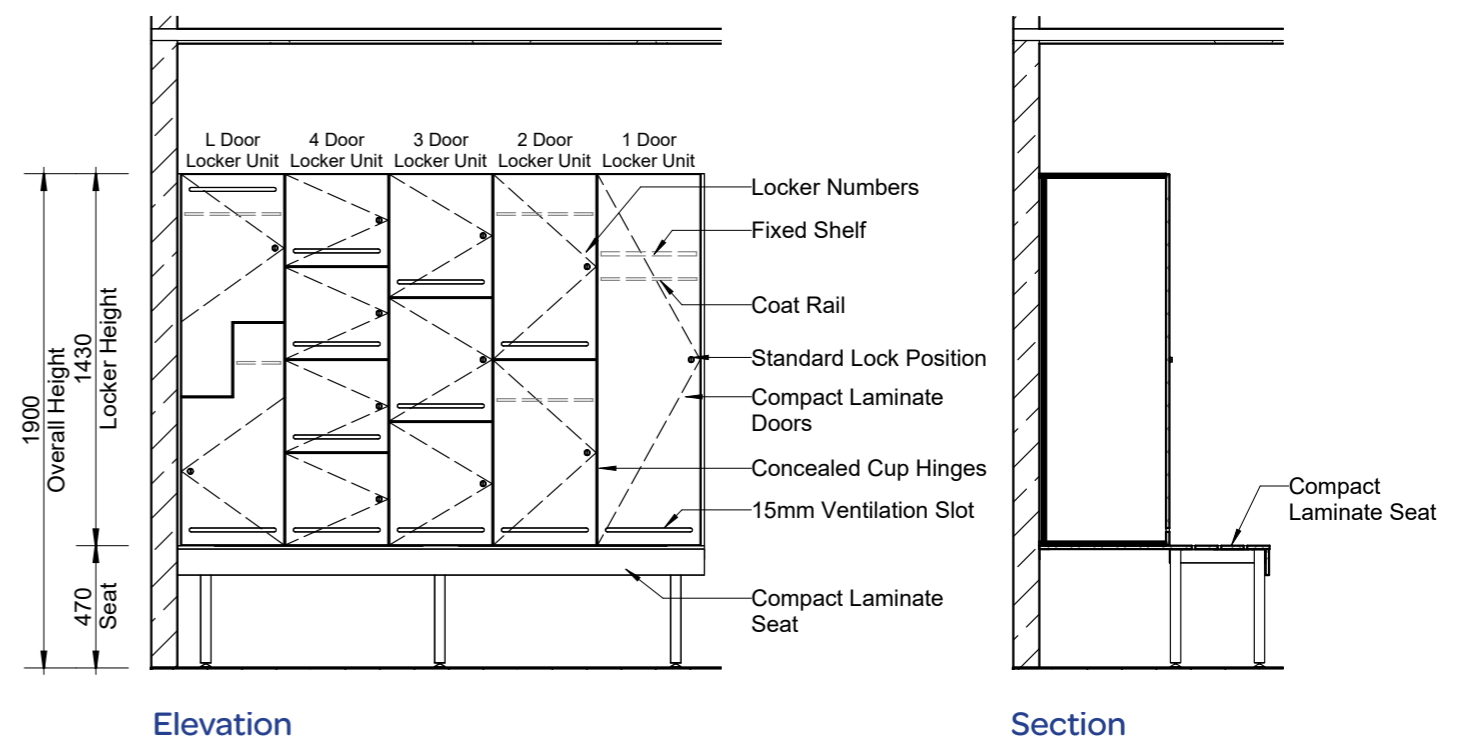
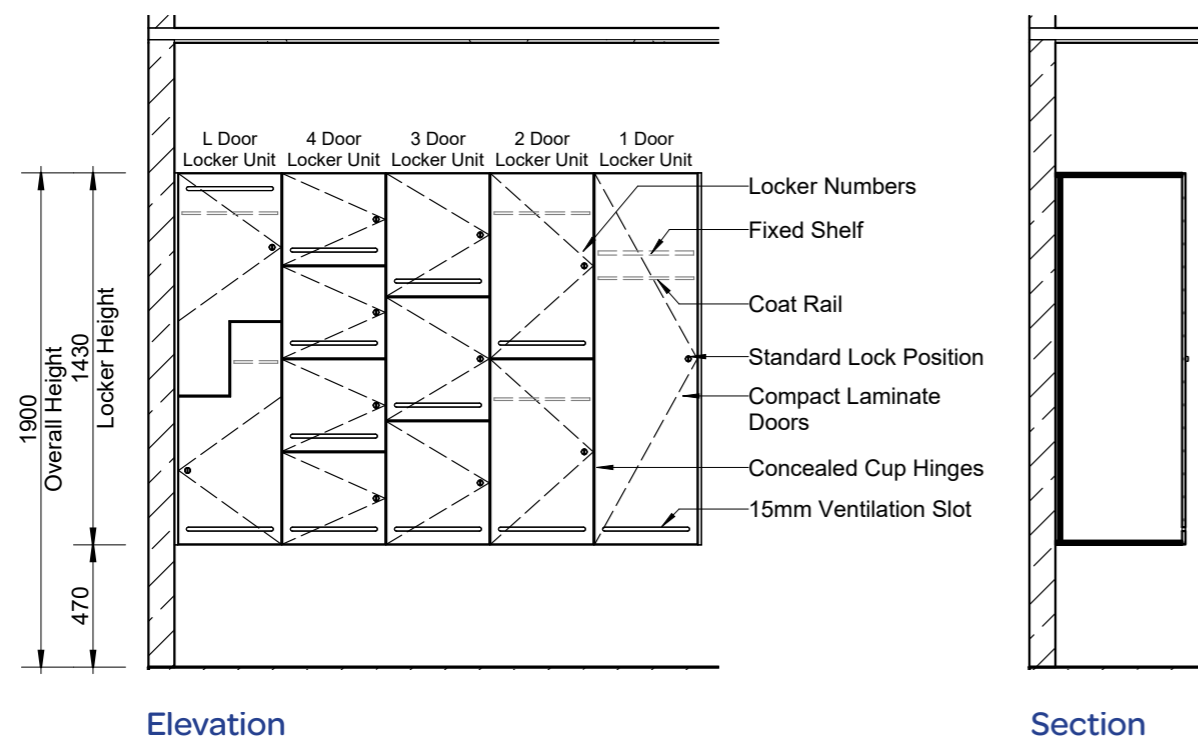
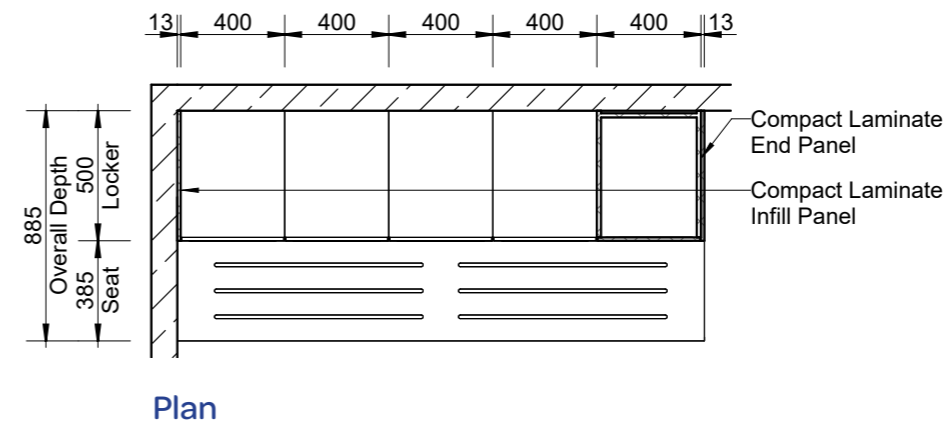
Select either:

Dry Area Lockers – White 16mm HMR board.

Wet Area Lockers – White 16mm PVC board.

#### Lock

Insert lock option here. See page 42.



# Bench Seating



Bench seating suitable for heavy duty areas

**Duracube® Bench Seating** is constructed from Durasafe® 13mm compact laminate making them robust and durable for heavy-duty applications.

Duracube® bench seating is designed to coordinate with lockers and partitioning system.

A practical, low maintenance and modern design ideal for wet area change rooms, schools, gyms and end of trip locker rooms.

## Applications

- › Childcare Centres
- › Schools and Universities
- › End Of Trip (EOT) Facilities
- › Sport and Gym Change Rooms
- › Recreational Amenities
- › Aquatic Centres
- › Factory Change Rooms
- › Corporate Amenities

## Features & Benefits

- › Durasafe® 13mm compact laminate construction
- › Vandal and impact resistant surface
- › Suitable for wet areas that are hose cleaned
- › Low maintenance, easy to clean and sanitise
- › Sturdy Oyster Grey powder-coat frames and legs
- › Available in island or wall fixed configurations or combined with lockers. See page 45.
- › Coat hooks with rail or shelving is a standard inclusion and installed above bench seating
- › A range of compact laminate colours are available
- › Most cost-effective when designed in 1200mm and 1800mm lengths

## Bench Seating – Island (BSI)



### HOW TO SPECIFY Bench Seating – Island

#### Product Name

Duracube® Bench Seating – Island (BSI).

#### Bench Seat Construction Material

Durasafe® 13mm Compact Laminate.

#### Coat Rail and Back Rest Supports

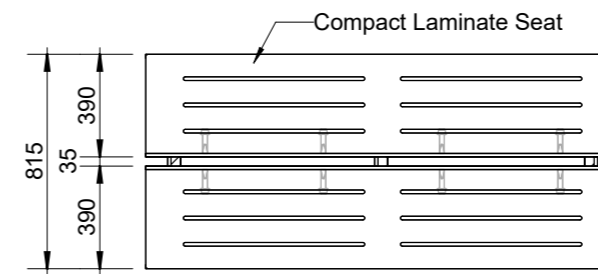
Durasafe® 13mm Compact Laminate.

#### Bench Seat Legs

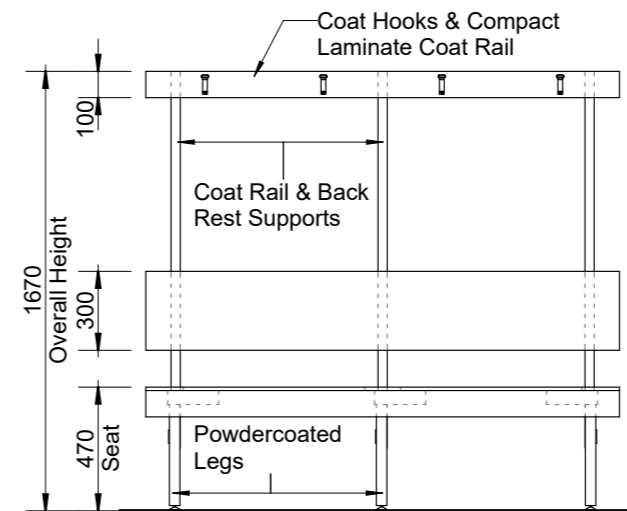
Steel Leg – Pearl Grey powder-coat.

#### Frame Finish

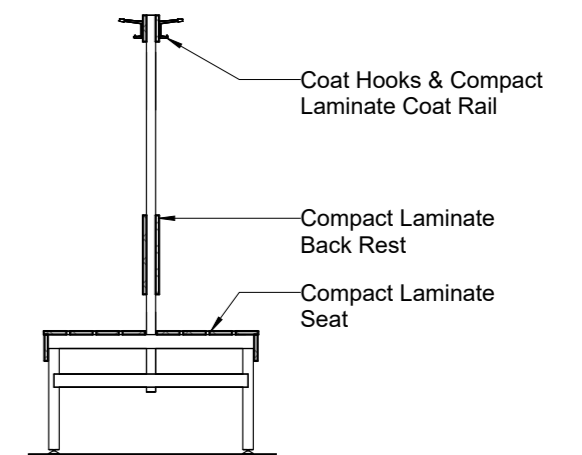
Steel Posts – Pearl Grey powder-coat.



Plan



Elevation



Section



## Bench Seating – Wall with Shelving (BSW-S)



### HOW TO SPECIFY Bench Seating – Wall with Shelving

#### Product Name

Duracube® Bench Seating –  
Wall with Shelving (BSW-S).

#### Bench Seat Construction Material

Durasafe® 13mm Compact Laminate.

#### Shelving

Durasafe® 13mm Compact Laminate.

#### Shelf Bracket

Bracket – Oyster Grey powder-coat.

#### Bench Seat Legs

Steel Leg – Pearl Grey powder-coat.

## Bench Seating – Wall with Coat Rail (BSW-C)



### HOW TO SPECIFY Bench Seating – Wall with Coat Rail

#### Product Name

Duracube® Bench Seating –  
Wall with Coat Rail (BSW-C).

#### Bench Seat Construction Material

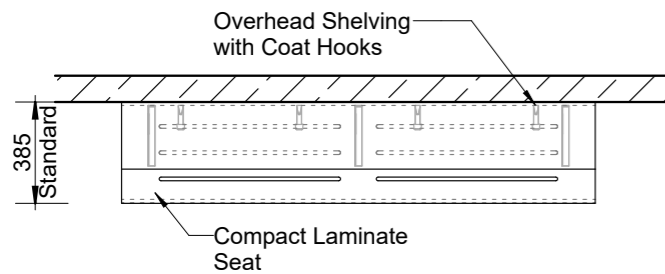
Durasafe® 13mm Compact Laminate.

#### Coat Rail

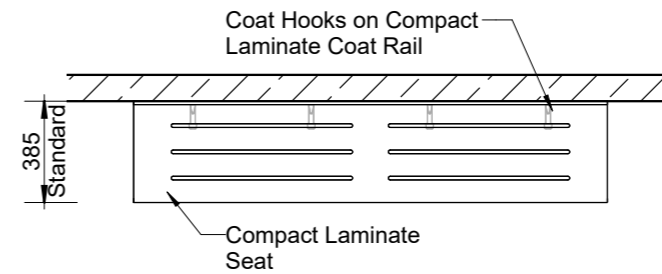
Durasafe® 13mm Compact Laminate.

#### Bench Seat Legs

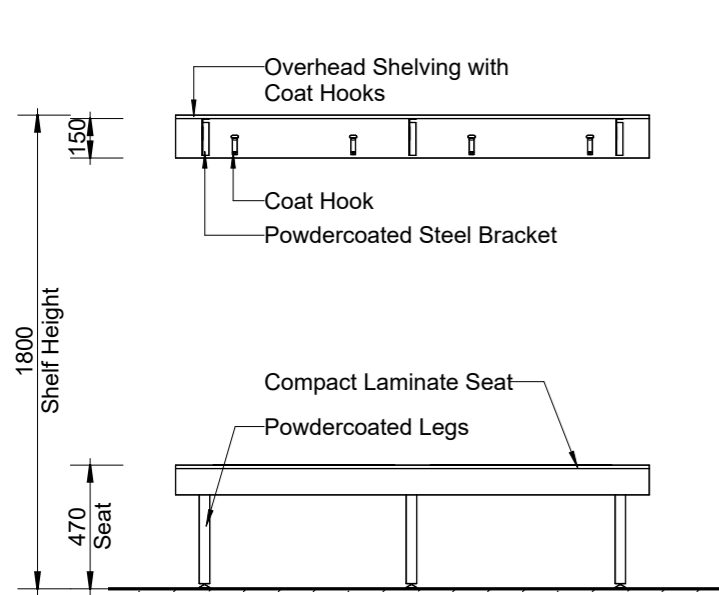
Steel Leg – Pearl Grey powder-coat.



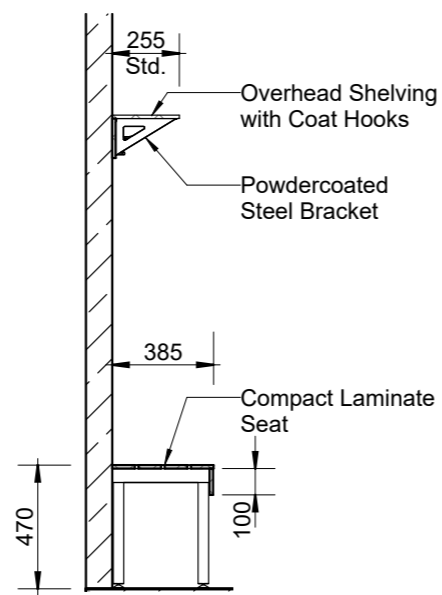
Plan



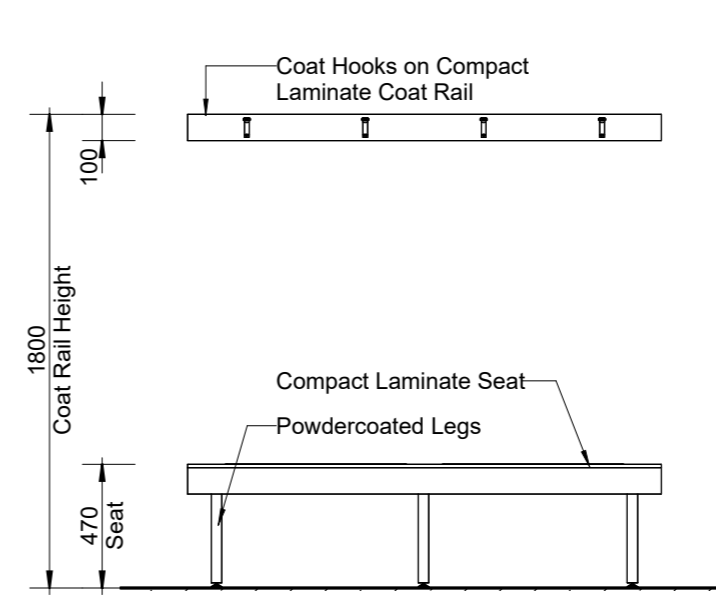
Plan



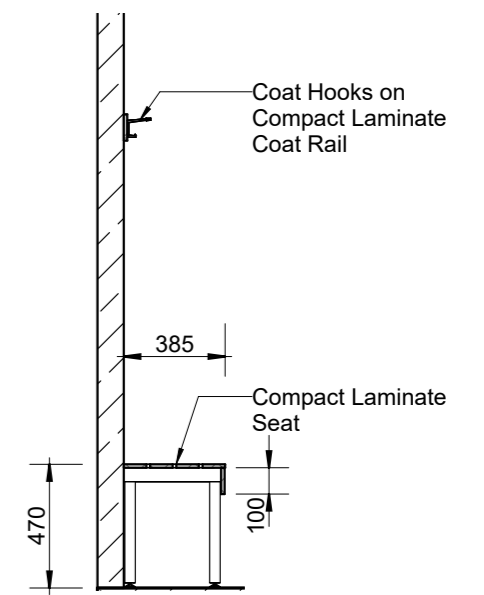
Elevation



Section




Elevation



Section



Compact laminate vanities are made to measure



**Duracube® Vanities** are made to measure and pre-cut ready for quick on-site installation.

A large range of compact laminate colours are available to compliment the partitioning system.

Duracube® compact laminate is antiviral, antifungal and antibacterial, and the ideal surface for vanity benches in any commercial wet area.

### Applications

- › Childcare Centres
- › Schools and Universities
- › End Of Trip (EOT) Facilities
- › Shopping Centres
- › Sport and Gym Change Rooms
- › Defence Ablution Blocks
- › Corporate Amenities
- › Recreational Amenities
- › Entertainment Centres

### Features & Benefits

- › Durasafe® 13mm compact laminate construction
- › Basin can be inset or semi-recessed
- › Prefabricated vanity with basin cut-out reduces installation time on-site
- › Waterproof compact laminate ensures no swelling when in contact with water
- › Compact laminate bench will coordinate with partitioning system
- › Cost-effective alternative to engineered stone and natural stone benchtop
- › A large range of compact laminate colours are available in stock
- › Available as a vanity bench or vanity cabinet



## Vanity Bench – Inset (VB520)



### HOW TO SPECIFY Vanity Bench – Inset

**Product Name**

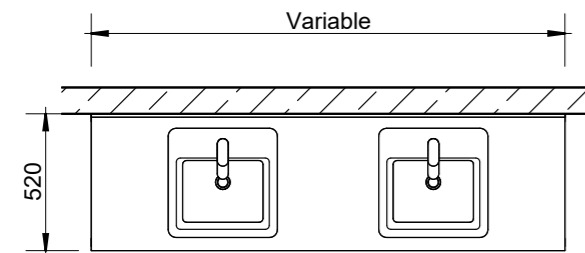
Durasafe® Vanity Bench – Inset (VB520).

**Vanity Bench Construction Material**

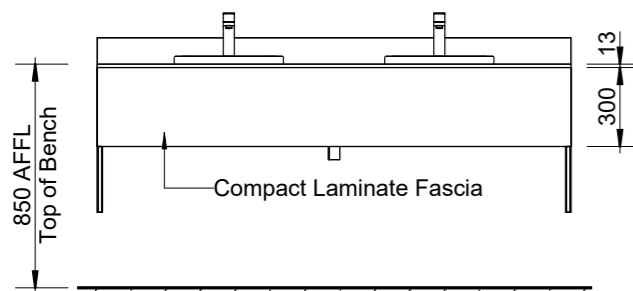
Durasafe® 13mm Compact Laminate.

**Wall Fixing**

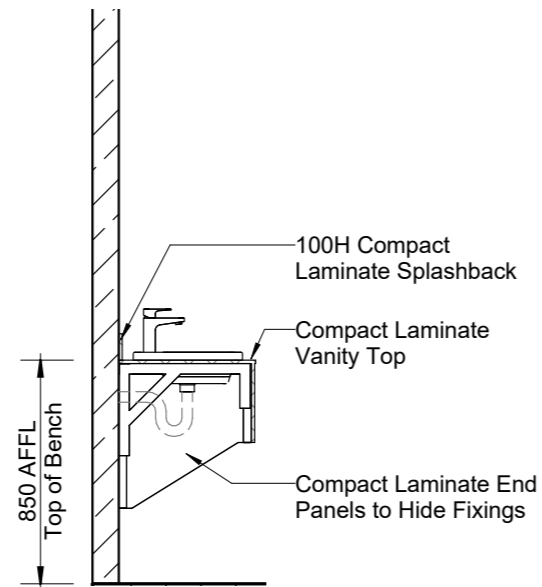
Durasafe® Custom Brackets.



Plan



Elevation



Section

## Vanity Bench – Semi-recessed (VB350)



### HOW TO SPECIFY Vanity Bench – Semi-recessed

**Product Name**

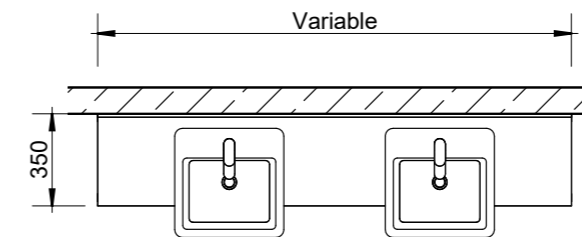
Durasafe® Vanity Bench – Semi-recessed (VB350).

**Vanity Bench Construction Material**

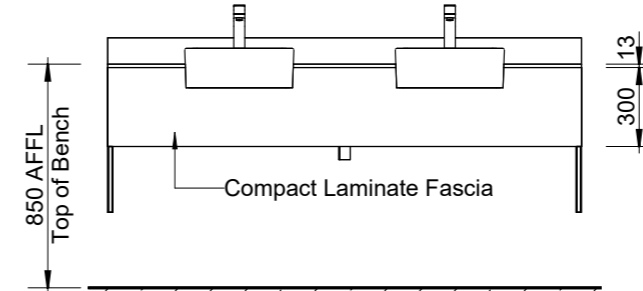
Durasafe® 13mm Compact Laminate.

**Wall Fixing**

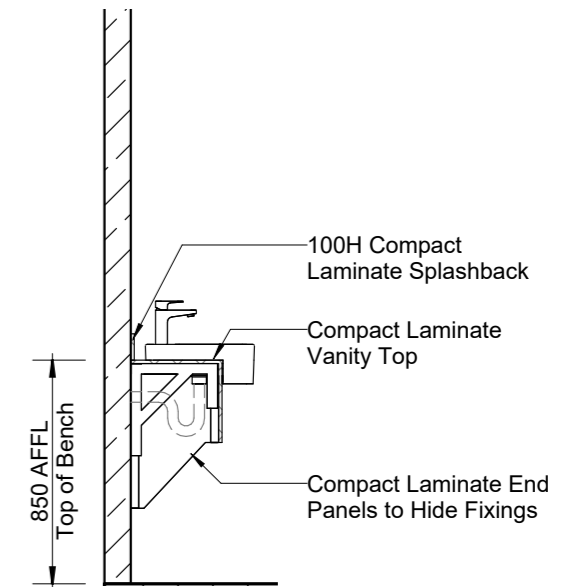
Durasafe® Custom Brackets.



Plan



Elevation



Section



## Compact Laminate Cut to Size Service



Custom  
shapes cut  
to size for  
furniture &  
joinery

**Durasafe® Cut to Size Service** is the ideal solution for custom designed furniture and joinery including tables, desks, benchtops, doors and wall panels.

Compact Laminate is extremely durable, waterproof and easy to clean.

The surface is antiviral, antifungal and antibacterial, eliminating 99% of common microorganisms.

Duracube® have four CNC machines dedicated to cutting compact laminate.

We can cut compact laminate to any shape and size within the 3600mm x 1800mm sheet size.

Made to order round, square, rectangle or custom shapes to suit your requirements.

Standard edge profiles are 1.5mm aris top and bottom. Sharknose and square edge profiles are also available.

Duracube® can help save assembly time by pre-drilling holes, routing cut-outs and v-grooves at a minimal cost.

### Features & Benefits

- › Durasafe® 13mm compact laminate construction
- › Customised designs to suit your space and style
- › Cost effective dining solution for indoor and outdoor applications
- › Black core is polished to enhance the edges and eliminates the need for edge-tapes that peel
- › Impact, vandal and graffiti resistant material
- › Waterproof material that does not swell when wet
- › Easy to clean and maintain
- › Antiviral, antifungal and antibacterial surface prevents germ growth
- › Large range of compact laminate colours are available in stock

### Applications

- › Cafés, restaurants, bars, alfresco dining
- › Childcare Centres
- › Schools and Universities
- › Shopping Centres
- › Corporate breakout areas and lunch rooms
- › Health Facilities





# Durasafe<sup>®</sup> Compact Laminate



Durable, waterproof, easy to clean, and scratch resistant

Durasafe<sup>®</sup> Compact Laminate has antiviral, antifungal and antibacterial surface properties ensuring resistance to harmful germs.

Durasafe<sup>®</sup> has been tested and certified in an Australian laboratory using internationally recognised ASTM E1053 test method.

Durasafe<sup>®</sup> Compact Laminate is suitable for outdoor, indoor and heavy duty applications.

Durasafe<sup>®</sup> is competitively priced compared to other compact laminates on the market.

## Features & Benefits

- › Resistant to harmful germs
- › Resistant to abrasion
- › Resistant to cigarette burns
- › Resistant to water penetration
- › Resistant to humidity and high temperatures
- › Resistant to harsh cleaning solutions
- › Hygienic surface material
- › Easy to clean and maintain
- › Manufactured adhering to strict safety standards
- › All standard colours are stocked in our warehouses and ready for use in your project
- › Non-standard colours are not kept in stock and have an additional lead time



## Durasafe<sup>®</sup> COMPACT LAMINATE

Durasafe<sup>®</sup> 13mm compact laminate is antiviral, antifungal and antibacterial, eliminating 99% of common germs.

Durable, waterproof, easy to clean, impact and scratch resistant.



## Durasafe<sup>®</sup> COMPACT LAMINATE

## Stocked Colour Range

Durasafe<sup>®</sup> 10 Year Warranty

111 Arctic White	113 Off White	275 Classic Grey	268 Evening	279 Charcoal
207 Wattle	138 Red Ochre	467 Jade Mist	243 Sage Green	245 Gum Leaf
464 Barrier Reef	284 Sky	291 Royal Blue	297 Deep Water	401 Midnight
5388 Alpine Ash	5577 Concrete	923 Brushed Grey	5730 Brushed Graphite	5578 Slate
9610 Pure Ash	738 Oak	5394 Washed Acacia	5003 Philippine Teak	5333 Southern Pine
5353 Rosenheim Elm	5331 Midnight Acacia	5389 Deep Woods	5375 Native Walnut	5427 Refresh Oak

**Please Note:** The colours in this brochure have been recreated as close as possible to the Durasafe<sup>®</sup> Compact Laminate colours. The colour chart should be used as a guide only. Physical samples of compact laminate colours are available upon request.


# Accessories and Hardware

Duracube® accessories and hardware will add the finishing touch to your project.

Duracube® only supply quality products that have proven reliability and long life.

If you would like to specify products that are not shown, just let us know.

Contact our team to discuss your design requirements.



We supply products with proven reliability

## Accessories

### Ambulant Signs



MLS16446-BLU

MLS16246-SIL



MLS16266-BLU

MLS16266-SIL



MLS16246-BLU

MLS16446-SIL

### Toilet Roll Holders



Toilet Roll Dispenser ML841-SS



Toilet Roll Dispenser ML832-SS



Toilet Roll Dispenser ML841-BL



Toilet Roll Holder 513TRH-ALUM

### Grab Rails



Ambulant Grab Rail MLR112-SS



Ambulant Grab Rail MLR112-BL

## Hardware

### Viva Satin Chrome – STANDARD HARDWARE



Standard Lock, Indicator and Bumper



Ambulant Lock, Indicator and Bumper



Gravity Hinge, three per door



Ambulant D Handle



Coat Hook with Door Stop

### Viva Black – OPTIONAL HARDWARE



Standard Lock, Indicator and Bumper



Ambulant Lock, Indicator and Bumper



Gravity Hinge, three per door



Ambulant D Handle



Coat Hook with Door Stop

### Zetlan Satin Chrome – OPTIONAL HARDWARE



Standard Lock, Indicator and Bumper



Gravity Hinge, three per door



Ambulant D Handle



Coat Hook with Door Stop

### Zetlan Black – OPTIONAL HARDWARE



Standard Lock, Indicator and Bumper



Gravity Hinge, three per door



Ambulant D Handle



Coat Hook with Door Stop

### Bolt Through Cover Plates



### Pedestal Legs



### Aluminium Extrusion Colours



Oyster Grey Matt Interpon No.: GL258A



Black Satin Interpon No.: GN150A

**Sydney, NSW (Head Office)**

13 Pullman Place, Emu Plains NSW 2750

Opening Hours:

Monday to Friday 7:30am – 4:30pm

**Brisbane, QLD**

Unit 3B, 400 Nudgee Road, Hendra QLD 4011

By appointment only.

**Adelaide, SA**

8 Selgar Ave, Clovelly Park SA 5042

By appointment only.

**Melbourne, VIC**

12 Metrolink Cct, Campbellfield VIC 3061

By appointment only.



Contact our friendly sales team:  
Phone: 1300 387 228  
Email: [sales@duracube.com.au](mailto:sales@duracube.com.au)  
[www.duracube.com.au](http://www.duracube.com.au)