



StoneInspire Tiles

FOR A CLASSIC CONTEMPORARY FINISH ///
STRUCTURAL EXTERIOR TILES

As with all Outdure products, the tile attributes include durability, and ease of maintenance. The Stone Inspire range has an organic surface texture with all tiles having a unique finish. Install onto Outdure's QwickBuild support system over membrane, ground, pavers or concrete.

 **OUTDURE**[®]

CREATING SMART EXTERIOR SPACES
www.outdure.com

StoneInspire Tiles


FOR A CLASSIC CONTEMPORARY FINISH

The full body vitrified porcelain tiles have pigment through the entire width to protect against discolouring, fading and scratches. Ideal for high traffic zones, the tiles are structurally engineered with excellent rigidity for high resistance to breaking load and stress. All tiles have the highest commercial anti-slip P5 rating with a soft edge that feels great underfoot, are resistant to frosts, chemicals and staining – forgiving and easy cleaning.

When installed on QwickBuild Deck Frame System, installation is ultra fast. No grouting or seals, no concrete pads and the laterally structural framework dramatically reduced the amount of pedestals required making it easy and efficient to level – and most importantly, stay level and safe.

Outdure's patented hidden QwickClips and 'X' spacers hold the tiles into place with a rubber bead innovation for noise reduction. Integrate QwickGrates for ventilation and access.

Please refer to actual tile samples for accurate colours and texture.



KEY BENEFITS:

- Bending strength
- Frost resistance
- Stain resistance
- P5 non-slip rating
- Single thickness, rectified
- Hidden fasteners
- Easy maintenance
- Commercial warranty
- Residential warranty

TILE DIMENSIONS:

600x600x20mm

Ideal for QwickBuild

1200mm spans

VARIATION:

- V3 moderate – high

COMPOSITION:

- Full body vitrified
- Porcelain rectified

FINISH: ROUGH


TYPE: EXTERIOR

THE PROCESS IS EASY:

- Select a colour
- Share your plans or, measure the size and shape of your deck

GET INSPIRED:

For more information including samples, or for a free design & quote:
AUS CALL: 1800 722 465
NZ CALL: 0800 778 877

-  [OUTDURE.COM](https://www.outdure.com)
-  [@OUTDURE](https://www.youtube.com/@outdure)
-  [@OUTDURELIVING](https://www.instagram.com/outdureliving)
-  [@OUTDURE](https://www.facebook.com/outdure)

INSTALL EXTERIOR STRUCTURAL TILES

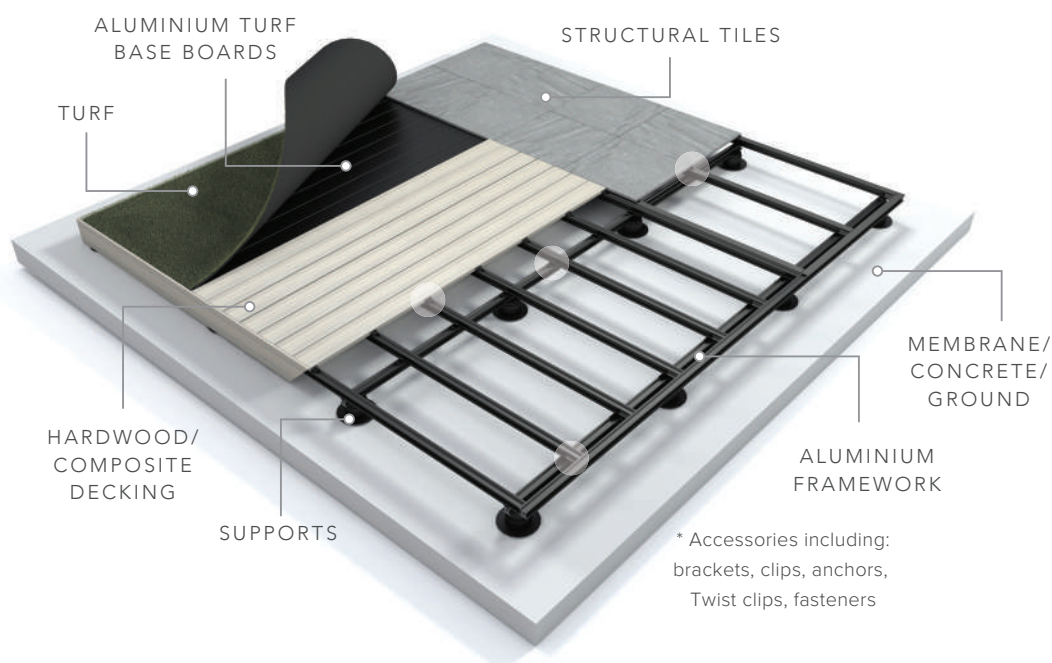
ON OUTDURE'S QWICKBUILD DECK FRAME SYSTEM

Stone Inspire tiles are easy to install and compatible with both a traditional installation or QwickBuild which provides a strong, durable, stable structure to support decking, tiles and/or turf over waterproofed areas, ground, concrete slabs and existing tiles or pavers using hidden interlocking fastenings.

The versatile system comprises of a comprehensive range of patented profiles, fastening and support components and accessories. The framework is made from lightweight marine-grade, structural aluminium. Components include brackets, clips, anchors, fasteners, access and ventilation grates, adjustable height pedestals. Installation time is significantly reduced, the profiles are value-engineered with long-span capability and minimal waste making it cost-effective.

QwickBuild also enables flush internal and external floor levels and the construction of complex decks, including stairs, seats, screens, and curves. Outdure provides a design service including technical advice, concepts and production drawings.

QWICKBUILD®





AUSTRALIA: 1800 722 465

NEW ZEALAND: 0800 778 877



OUTDURE.COM



@OUTDURELIVING



@OUTDURE



@OUTDURE

SURFACE RANGES:

RESORTDECK

Capped recycled composite
Six natural matte colour finishes

CASADECK

Non-slip rating recycled composite
MixDure matte colour technology

EXTERIOR TILES

Compatible with QwickBuild
Structural porcelain vitrified tiles

ULTRAPLUSH TURF

Durable, easy care synthetic turf
install on QwickBuild baseboards

OUTDURE SERVICES:

Design & construction drawings
Onsite & online technical support
Installation guides & youtube videos
Network of preferred installers

INSTALL SOLUTIONS:

QWICKBUILD

Exterior Framing System
Supports & integrates with:

- Hardwood decking
- Composite decking
- Structural exterior tiles
- Synthetic turf
- A combination

Aluminium profiles include:

- Multiple joist & bearers
- Turf base boards
- QwickGrates
- Anti-Slip Strip
- SmoothCurve

Components include:

- Hidden QwickClips
- Brackets, anchors, brace cleats, tile spacers, rubber beading, screws, supports