



Restrooms



Australia's most comprehensive range of on-slab, raised and anti-vandal public restrooms.



landmarkpro.com.au | 1300 768 230
brisbane | sydney | melbourne | adelaide | perth | auckland

 **Landmark**
open space structures & solutions

“

Crime prevention through environmental design.

”



Info Restrooms

Landmark's range of restrooms are available in many formats, including raised or on-slab, standard, ambulant and accessible cubicle layouts. They can be constructed with a variation of materials and have a great range of facade designs to choose from. We can modify any of the standard designs to create individuality or even custom design to suit site-specific applications to provide the optimum solution.

Restrooms come in different formats. The most basic are female, male or unisex with options for standard, ambulant and accessible designs. We designate our cubicle configurations by using the number of cubicles followed by letters.

CUBICLE CONFIGURATIONS



C = standard or ambulant cubicle
(male, female or unisex - same foot print but different fit-out)



D = accessible cubicle
(unisex - larger foot print to meet code compliance)

Examples using numbers and letters:

- **2D** has 2 accessible cubicles
- **1C** has 1 standard or ambulant cubicle
- **1D2C** has 1 accessible cubicle with 2 standard / ambulant cubicles (nominate)
- **2D2C** has 2 accessible cubicles with 2 standard / ambulant cubicles (nominate)

All standard restrooms have been designed, drafted and engineered to a minimum wind classification of N3 (W41). They meet or exceed the requirements of the National Construction Code (NCC) and use relevant Australian Standards, such as AS 1170 Structural Design Actions, AS 1720 Timber Structures, AS 4100 Steel Structures and AS 1428.1 Design for Access and Mobility, along with many other relevant codes and compliances depending on the format and configuration. Our in-house design and engineering teams have many years of experience, which you can draw upon to ensure you get the desired result.

Restrooms provide concealed private spaces and can attract undesired activities - to eliminate undesirable factors Landmark applies Crime Prevention Through Environmental Design (CPTED) principles to the design of our restrooms. These principles have been developed to maximise public safety and confidence. Working with councils across Australia we have developed a low maintenance, anti-vandal restroom - the Mettros™ - making a substantial difference to the community in terms of the product lifecycle and maintenance costs.

We source our materials from quality suppliers who apply the highest level of attention to detail, repeatability and scrutinisation to their products. We then manufacture according to our ISO 9001 certification, which is the highest quality standard within the industry. To provide the utmost level of traceability, each and every restroom we supply carries a Landmark Traceability Plaque with a unique identification number. This allows our customers to trace and access product information easily should they ever need to maintain, upgrade or replicate an item.

Where possible, we also use our proprietary stainless steel anti-vandal fastenings in locations that are susceptible to tampering, as they not only deter vandals but also have been found to actually reduce theft and destruction of the restrooms we supply.

We have local staff in offices throughout Australia and New Zealand who understand that each restroom has different requirements depending on location, community values, heritage, terrain and intended use. Ensuring a successful outcome for the community is an important step in each project and is of paramount importance to us.

All Landmark restrooms are prefabricated, supplied in flat pack kit form (Mettros™ supplied fully-constructed) with instructions and engineering certificates to show that they meet all building codes and Australian Standard requirements.

YOU CAN TRUST A LANDMARK PRODUCT



LANDMARK IS ISO 9001 CERTIFIED

This international accreditation assures the highest quality standard of manufacture which ensures every Landmark product is consistently of the highest quality.



LANDMARK IS BS OHSAS 18001:2007 CERTIFIED

This international Occupational Health and Safety Management certification is proof of our commitment to best practice.



SOLUTIONS FOR YOUR ENVIRONMENT

We design, engineer and manufacture to suit individual site specifications. We work with you to select the most appropriate materials for the application, location, environment and budget for the best possible outcomes.



LESS ON SITE DISTURBANCE

Our restrooms are prefabricated and supplied in kit form guaranteeing less on-site disturbance, less noise and increased site safety.



ROBUST ENGINEERING

We design, engineer and manufacture often above industry standards, to suit environmental conditions and with consideration for high level public use. We are proud of our products and offer a 10 year limited structural warranty.



STAINLESS STEEL ANTI-VANDAL FASTENING SYSTEM

Our fastening system deters vandalism and can reduce the incidence of theft and destruction.



TRACEABILITY PLAQUE

Every structure we supply carries an individual serial number to ensure all product specification history is easily available for any maintenance requirements.

Info

Restrooms Footings

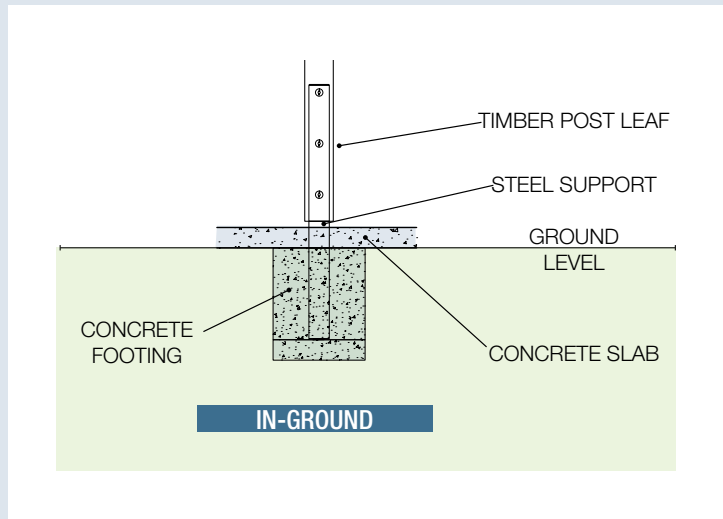
STANDARD RESTROOM FOOTINGS

Landmark has a huge range of standard pre-designed restrooms. They are designed in flat pack kit form for reduced on-site disturbance and easy installation.

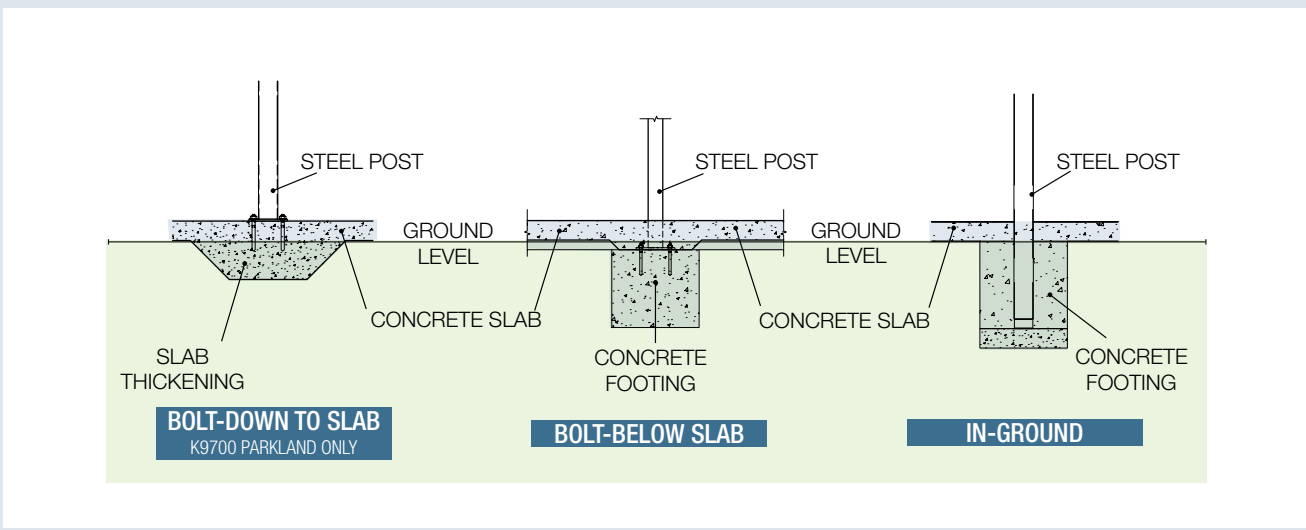
The footings standard to each series are listed under the Standard Features column on each restroom series page. The diagrams (beside and below) illustrate the standard timber and steel footings available across our extensive range of standard restrooms.

Should your project require it we can also provide you with a custom solution. Speak to your local Project Consultant about your individual needs.

TIMBER POST FOOTING



STEEL POST FOOTINGS



STEEL BOLT-BELOW SLAB FOOTING



STEEL FRAMEWORK WITH FOOTINGS



STEEL FRAMEWORK AND WALLS ON-SLAB

Info

CPTED Principles



Purpose Recognition

CPTED - CRIME PREVENTION THROUGH ENVIRONMENTAL DESIGN

WHAT ARE THE CPTED PRINCIPLES?

NATURAL SURVEILLANCE

- Natural Internal Lighting
- Surrounding External Lighting
- Visibility
- Proximity to Other Facilities
- Landscaping to Maintain Visibility

NATURAL ACCESS CONTROL

- Location and Directions
- Entry and Access Points

TERRITORIAL REINFORCEMENT

- Purpose Recognition
- Purpose Identification Signage

MAINTENANCE

- Anti Vandal Materials
- Anti Vandal Fastening System
- Corrugated Iron - Hard "Canvas" to Graffiti
- Sinks with Shrouds
- Pans - Stainless Steel with no lids
- Mirror - Polished Stainless Steel
- Concrete Slab - No breakages of tiles etc.
- Hidden Services
- Local Components
- Cleaning Convenience
- Water Run Off and Ventilation



Natural Internal Lighting



Surrounding External Lighting



Landscaping to Maintain Visibility



Entry and Access Points



Low Maintenance

Contents

RESTROOM INFORMATION

Information	Restrooms	1
Information	Restroom Footings	2
Information	CPTED Principles	3

STANDARD RESTROOM DESIGNS

Raised Steel	K9100 Carnarvon	5
Raised Timber	K9200 Beechworth	7
On-Slab Traditional	K9300 Heritage	9
On-Slab Timber	K9400 Coastal	11
On-Slab Steel	K9500 Caretaker	13
On-Slab Compact	K9700 Parkland	15
On-Slab Anti Vandal	K9900 Mettros™	17

RESTROOM ELEMENTS

Materials and Finishes	19
Custom Designs	20



Raised Steel Restrooms




Ideal for waste treatment systems.



K9100 Series - Carnarvon

Raised steel restrooms provide the ideal solution for a robust restroom that requires a waste treatment system. The Carnarvon K9100 Series are well-matched for sloping and rugged sites.



Raised Steel Restrooms

STANDARD RAISED STEEL RESTROOMS

The raised restroom range allows the use of alternate and stand-alone waste treatment systems. You can choose from options including dry-composting, on-site treatment, septic pump out or sewer. These designs are often used on sloped sites, leaving even ground that is best utilised for other purposes. The all-steel construction provides flexible design with the added benefit of being vandal resistant. Available in standard layouts with multiple options to cover a wide range of applications, they can also be modified for further enhancements. Landmark can custom engineer, manufacture and install to suit your site-specific solution, providing the optimum solution.

All Landmark restrooms are prefabricated, supplied in flat pack kit form with instructions and engineering certificates to show that they meet relevant building codes and Australian Standard requirements.

STANDARD FEATURES

- Kit form walls, framework and roofing
- Professional building application drawings
- Stainless steel anti-vandal fastening system where applicable
- N3 (W41) Structural Rating
- Galvanised steel as per AS/NZS 4680:2006
- AS1428.1 Mobility and Access compliant
- CPTED principles applied design
- In-ground posts

STANDARD INCLUSIONS

- ✓ Gable, skillion or curved roof
- ✓ Hot dip galvanised steel posts with steel roof frame
- ✓ Colorbond® XRW Grade steel internal and external wall sheeting and roofing
- ✓ Polycarbonate roof sheeting skylights
- ✓ Compressed Fibre Cement (CFC) cubicle flooring with non-slip paint provided
- ✓ Hardwood decking for outer floors and ramps
- ✓ Steel clad doors with fittings, closer and indicator bolts
- ✓ Stainless steel push pull plates and toilet roll holders
- ✓ Stainless steel grab rails where appropriate
- ✓ Access signage
- ✓ 4.5m disabled access ramp

STANDARD OPTIONS

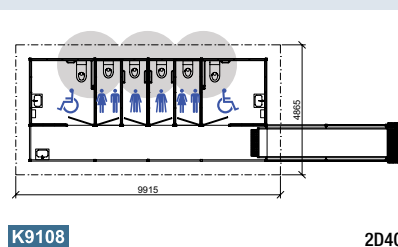
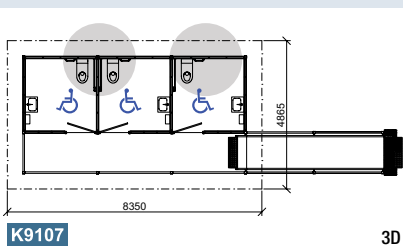
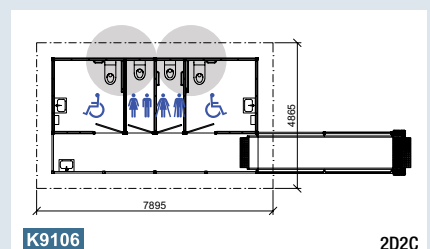
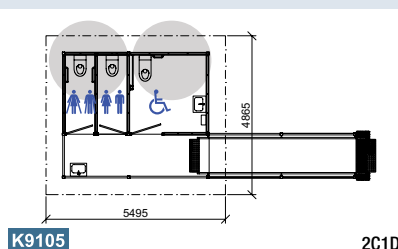
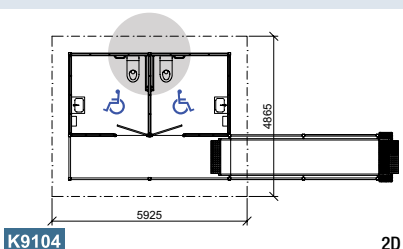
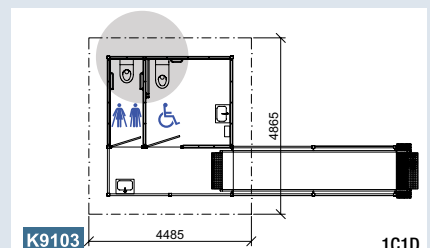
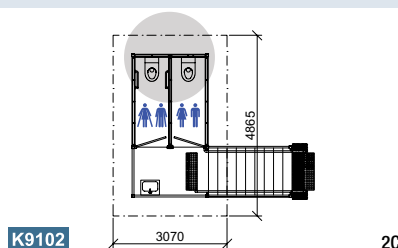
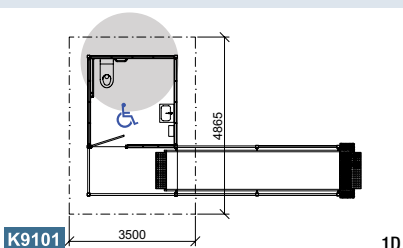
- ✓ Treated plywood internal wall sheeting
- ✓ Colorbond® Ultra Grade steel internal and external wall sheeting and roofing
- ✓ Powder coating for steel posts and roof frame
- ✓ Galvanised or stainless steel brackets and fixings
- ✓ Stainless steel fixtures - pans and basins
- ✓ A variety of tap options
- ✓ Baby change facilities
- ✓ Stainless steel mirror, coat hooks and sharps disposal
- ✓ Hand towel and liquid soap dispensers

MODIFICATIONS

- ✓ Baluster, screening and modesty panels
- ✓ Stairs and access ramp modules
- ✓ Two-pack epoxy paint or thermoplastic coatings for steel
- ✓ Waste treatment systems and water tanks
- ✓ Urinals, shower and change room facilities
- ✓ Structural rating upgrades beyond N3 (W41)
- ✓ Standard size variations

CUSTOM SOLUTIONS

K9100 SERIES - CARNARVON - RAISED STEEL RESTROOMS



ROOF OPTIONS

GABLE

SKILLION

CURVED

10 YEAR WARRANTY

ANTI-VANDAL FASTENING SYSTEM

Raised Timber Restrooms

Perfect for coastal conditions.



K9200 Series - Beechworth

The raised timber design provides the ideal solution for harsh coastal environment restrooms requiring alternate waste treatment systems. The Beechworth K9200 Series are well-matched for sloping and rugged sites.

**SITE-SPECIFIC
SOLUTIONS**

**KIT FORM
ENGINEERED**

Raised Timber Restrooms

STANDARD RAISED TIMBER RESTROOMS

The raised restroom range allows the use of alternate and stand-alone waste treatment systems. You can choose from options including dry-composting, on-site treatment, septic pump out or sewer. These designs are often used on sloped sites, leaving even ground that is best utilised for other purposes. Available in standard layouts with multiple options to cover a wide range of applications, they can also be modified for further enhancements. Landmark can custom engineer, manufacture and install to suit your site-specific solution, providing the optimum solution.

All Landmark restrooms are prefabricated, supplied in flat pack kit form with instructions and engineering certificates to show that they meet relevant building codes and Australian Standard requirements.

STANDARD FEATURES

- Kit form walls, framework and roofing
- Professional building application drawings
- Quality plantation and LOSP-treated pine
- Select grade and ACQ-treated hardwood
- Stainless steel anti-vandal fastening system where applicable
- N3 (W41) Structural Rating
- AS1428.1 Mobility and Access compliant
- CPTED principles applied design
- In-ground posts

STANDARD INCLUSIONS

- ✓ Gable or skillion roof
- ✓ Pine posts with pine roof frame
- ✓ Colorbond® XRW Grade steel internal and external wall sheeting and roofing
- ✓ Stain colour for pine posts and roof frame
- ✓ Polycarbonate roof sheeting skylights
- ✓ Compressed Fibre Cement (CFC) cubicle flooring with non-slip paint provided
- ✓ Hardwood decking for outer floors and ramps
- ✓ Steel clad doors with fittings, closer and indicator bolts
- ✓ Stainless steel push pull plates and toilet roll holders
- ✓ Stainless steel grab rails where appropriate
- ✓ Access signage
- ✓ 4.5m disabled access ramp

STANDARD OPTIONS

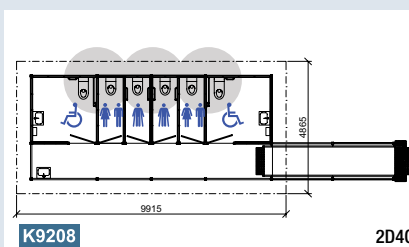
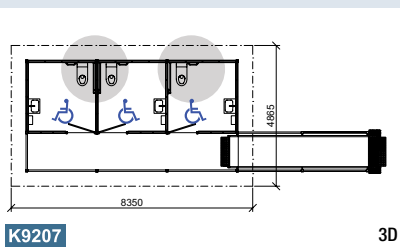
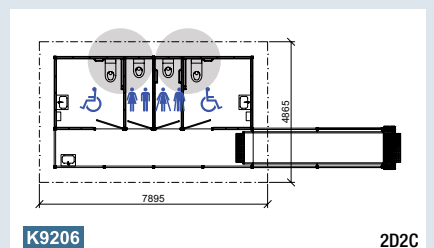
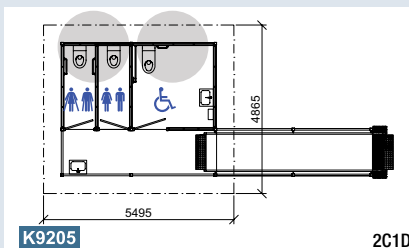
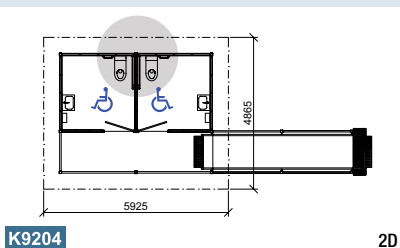
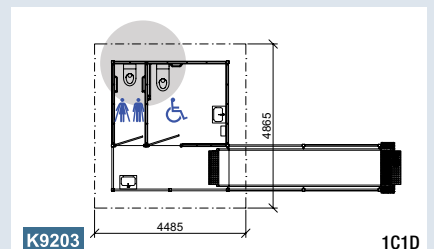
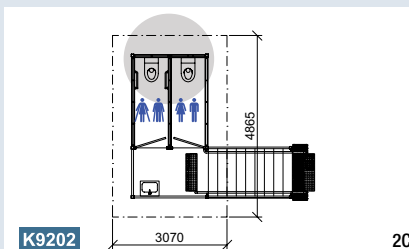
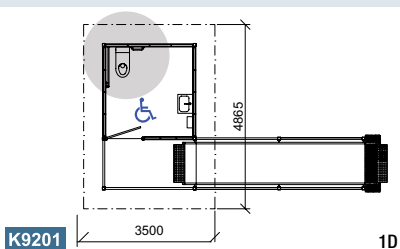
- ✓ Hardwood posts with pine roof
- ✓ Stain colour for hardwood posts and roof frame
- ✓ Paint colour for pine posts and roof frame
- ✓ Treated plywood or Colorbond® Ultra Grade steel internal and external wall sheeting
- ✓ Colorbond® Ultra Grade steel roofing
- ✓ Galvanised or stainless steel brackets and fixings
- ✓ Stainless steel fixtures - pans and basins
- ✓ A variety of tap options
- ✓ Baby change facilities
- ✓ Stainless steel mirror, coat hooks and sharps disposal
- ✓ Hand towel and liquid soap dispensers

MODIFICATIONS

- ✓ Baluster, screening and modesty panels
- ✓ Stairs and access ramp modules
- ✓ Urinals, shower and change room facilities
- ✓ Structural rating upgrades beyond N3 (W41)
- ✓ Standard size variations

CUSTOM SOLUTIONS

K9200 SERIES - BEECHWORTH - RAISED TIMBER RESTROOMS



ROOF OPTIONS




On-Slab Traditional Restrooms



K9300 Series - Heritage

A traditional restroom design aesthetic for projects that require a true heritage focus.
The Heritage K9300 Series uses a modern blend of materials to ensure durability and a low maintenance outcome.



On-Slab Traditional Restrooms

STANDARD ON-SLAB TRADITIONAL RESTROOMS

The traditional exterior facade, common to the K9300 Heritage Series, is well-suited to heritage surroundings and has a modern durable finish for low maintenance. The concrete slab foundation provides a simple, cost effective and durable platform to connect to sewer mains or alternative waste treatment systems. All restrooms are designed with a service duct for easy maintenance and storage of items. Available in standard layouts with multiple options to cover a wide range of applications, they can be modified for further enhancements. Landmark can custom engineer, manufacture and install to suit your site-specific application, providing the optimum solution.

All Landmark restrooms are prefabricated, supplied in flat pack kit form with instructions and engineering certificates to show that they meet relevant building codes and Australian Standard requirements.

STANDARD FEATURES

- Kit form walls, framework and roofing
- Professional building application drawings
- Quality plantation and LOSP-treated pine
- Select grade and ACQ-treated hardwood
- Stainless steel anti-vandal fastening system where applicable
- N3 (W41) Structural Rating
- Galvanised steel as per AS/NZS 4680:2006
- AS1428.1 Mobility and Access compliant
- CPTED principles applied design
- Bolt-below slab posts

STANDARD INCLUSIONS

- ✓ Gable roof
- ✓ Steel posts with pine roof frame
- ✓ Colorbond® XRW Grade steel internal and external wall sheeting and roofing
- ✓ Pine external decorative feature
- ✓ Stain for pine external wall frame and roof frame
- ✓ Polycarbonate roof sheeting skylights
- ✓ Steel clad doors with fittings, closer and indicator bolts
- ✓ Stainless steel push pull plates and toilet roll holders
- ✓ Stainless steel grab rails where appropriate
- ✓ Access signage

STANDARD OPTIONS

- ✓ Paint colour for pine external wall frame and roof frame
- ✓ Treated plywood internal wall sheeting
- ✓ Colorbond® Ultra Grade steel internal wall sheeting and roofing
- ✓ Powder coating for steel posts
- ✓ Galvanised or stainless steel brackets and fixings
- ✓ Stainless steel fixtures - pans and basins
- ✓ Hidden dual flush plastic cistern
- ✓ A variety of tap options
- ✓ Baby change facilities
- ✓ Stainless steel mirror, coat hook and sharps disposal
- ✓ Hand towel and liquid soap dispensers

MODIFICATIONS

- ✓ Baluster, screening and modesty panels
- ✓ Urinals, shower and change room facilities
- ✓ Structural rating upgrades beyond N3 (W41)
- ✓ Standard size variations

CUSTOM SOLUTIONS

K9300 SERIES - HERITAGE - ON-SLAB TRADITIONAL RESTROOMS

K9301 1D: 3300 x 5980

K9302 2C: 2885 x 5980

K9303 1D1C: 4305 x 5980

K9304 2D: 5725 x 5980

K9305 1D2C: 5310 x 5980

K9306 2D2C: 7725 x 5980

K9307 3D: 8150 x 5980

K9308 2D4C: 9480 x 5980

ROOF OPTIONS



On-Slab Timber Restrooms



Modern timber for harsh environments.



K9400 Series - Coastal

The natural beauty of timber coupled with contemporary design provides a modern feel that complements any park or urban space while delivering the ideal solution for harsh coastal or corrosive environments.

**SITE-SPECIFIC
SOLUTIONS**

**KIT FORM
ENGINEERED**

On-Slab Timber Restrooms

STANDARD ON-SLAB TIMBER RESTROOMS

The modern aesthetic facade with timber framing of the K9400 Coastal Series is well-suited to coastal or corrosive environments. The concrete slab foundation provides a simple, cost effective and durable platform to connect to sewer mains or alternative waste treatment systems. All restrooms are designed with a service duct for easy maintenance and storage of items. Available in standard layouts with multiple options to cover a wide range of applications, or they can be modified for further enhancements. Landmark can also custom engineer, manufacture and install to suit your site-specific application, providing the optimum solution.

All Landmark restrooms are prefabricated, supplied in flat pack kit form with instructions and engineering certificates to show that they meet relevant building codes and Australian Standard requirements.

STANDARD FEATURES

- Kit form walls, framework and roofing
- Professional building application drawings
- Quality plantation and LOSP-treated pine
- Select grade and ACQ-treated hardwood
- Stainless steel anti-vandal fastening system where applicable
- N3 (W41) Structural Rating
- AS1428.1 Mobility and Access compliant
- CPTED principles applied design
- In-ground posts

STANDARD INCLUSIONS

- ✓ Gable or skillion roof
- ✓ Pine posts with pine roof
- ✓ Stain colour for pine posts and roof frame
- ✓ Colorbond® XRW Grade steel internal and external wall sheeting and roofing
- ✓ Polycarbonate roof sheeting skylights
- ✓ Steel clad doors with fittings, closer and indicator bolts
- ✓ Stainless steel push pull plates and toilet roll holders
- ✓ Stainless steel grab rails where appropriate
- ✓ Access signage

STANDARD OPTIONS

- ✓ Hardwood posts with pine roof
- ✓ Stain colour for hardwood posts and roof frame
- ✓ Paint colour for pine posts and roof frame
- ✓ Treated plywood or Colorbond® Ultra Grade steel internal and external wall sheeting
- ✓ Colorbond® Ultra Grade steel roofing
- ✓ Galvanised or stainless steel brackets and fixings
- ✓ Stainless steel fixtures - pans and basins
- ✓ Hidden dual flush plastic cistern
- ✓ A variety of tap options
- ✓ Baby change facilities
- ✓ Stainless steel mirror, coat hook and sharps disposal
- ✓ Hand towel and liquid soap dispensers

MODIFICATIONS

- ✓ Baluster, screening and modesty panels
- ✓ Urinals, shower and change room facilities
- ✓ Structural rating upgrades beyond N3 (W41)
- ✓ Standard size variations

CUSTOM SOLUTIONS

K9400 SERIES - COASTAL - ON-SLAB TIMBER RESTROOMS

K9401 1D: 3420 x 5860

K9402 2C: 3000 x 5860

K9403 1D1C: 4420 x 5860

K9404 2D: 5845 x 5860

K9405 1D2C: 5420 x 5860

K9406 2D2C: 7865 x 5860

K9407 3D: 8300 x 5860

K9408 2D4C: 9690 x 5430

ROOF OPTIONS

- GABLE
- SKILLION

10 YEAR WARRANTY

STAINLESS STEEL ANTI-VANDAL FASTENING SYSTEM

On-Slab Steel Restrooms



Durability and style.



K9500 Series - Caretaker

A robust all-steel structure with a modern design aesthetic, on-slab steel restrooms complement any park or urban space while delivering the ideal solution for low maintenance and vandalism minimisation.

**SITE-SPECIFIC
SOLUTIONS**

**KIT FORM
ENGINEERED**

On-Slab Steel Restrooms

STANDARD ON-SLAB STEEL RESTROOMS

The 9500 Caretaker Series has a selection of possible facades suitable for all aesthetic applications, with an all-steel durable design for strong sustained performance. The concrete slab foundation provides a simple, cost effective and durable platform to connect to sewer mains or alternative waste treatment systems. All restrooms are designed with a service duct for easy maintenance and storage of items. The strong steel construction provides flexibility in design and layout with the added benefit of being highly resistant to vandalism. Available in standard layouts with multiple options to cover a wide range of applications, they can be modified for further enhancements. Landmark can custom engineer, manufacture and install to suit your site-specific application, providing the optimum solution.

All Landmark restrooms are prefabricated, supplied in flat pack kit form with instructions and engineering certificates to show that they meet relevant building codes and Australian Standard requirements.

STANDARD FEATURES

- Kit form walls, framework and roofing
- Professional building application drawings
- Stainless steel anti-vandal fastening system where applicable
- N3 (W41) Structural Rating
- Galvanised steel as per AS/NZS 4680:2006
- AS1428.1 Mobility and Access compliant
- CPTED principles applied design
- Bolt-below slab posts

STANDARD INCLUSIONS

- ✓ Gable, skillion or curved roof
- ✓ Hot dip galvanised steel posts with steel roof frame
- ✓ Colorbond® XRW Grade steel internal and external wall sheeting and roofing
- ✓ Polycarbonate roof sheeting skylights
- ✓ Steel clad doors with fittings, closer and indicator bolts
- ✓ Stainless steel push pull plates and toilet roll holders
- ✓ Stainless steel grab rails where appropriate
- ✓ Access signage

STANDARD OPTIONS

- ✓ Treated plywood internal wall sheeting
- ✓ Colorbond® Ultra Grade steel internal and external wall sheeting and roofing
- ✓ Powder coating for steel posts and roof frame
- ✓ Galvanised or stainless steel brackets and fixings
- ✓ Stainless steel fixtures - pans and basins
- ✓ Hidden dual flush plastic cistern
- ✓ A variety of tap options
- ✓ Baby change facilities
- ✓ Stainless steel mirror, coat hook and sharps disposal
- ✓ Hand towel and liquid soap dispensers

MODIFICATIONS

- ✓ Baluster, screening and modesty panels
- ✓ Two-pack epoxy paint or thermoplastic coatings for steel
- ✓ Urinals, shower and change room facilities
- ✓ Structural rating upgrades beyond N3 (W41)
- ✓ Standard size variations

CUSTOM SOLUTIONS

K9500 SERIES - CARETAKER - ON-SLAB STEEL RESTROOMS

On-Slab Compact Restrooms



Universal designs.



K9700 Series - Parkland

Universal designs that are well-equipped for smaller space requirements with a robust all-steel structure suitable for any park or urban space.

**SITE-SPECIFIC
SOLUTIONS**

**KIT FORM
ENGINEERED**

On-Slab Compact Restrooms



STANDARD ON-SLAB RESTROOMS

These universal, durable designs are well-suited to vandal prone areas and are low maintenance. These compact designs accommodate low usage and limited space requirements. The concrete slab foundation provides a simple, cost effective and durable platform to connect to sewer mains or alternative waste treatment systems. The K9704 is designed with a service duct for easy maintenance and storage of items. Available in standard layouts with a variety of options to cover a wide range of applications, they can also be modified for further enhancements. Landmark can custom engineer, manufacture and install to suit your site-specific application, providing the optimum solution.

All Landmark restrooms are prefabricated, supplied in flat pack kit form with instructions and engineering certificates to show that they meet relevant building codes and Australian Standard requirements.

STANDARD FEATURES

- Kit form walls, framework and roofing
- Professional building application drawings
- Stainless steel anti-vandal fastening system where applicable
- N3 (W41) Structural Rating
- Galvanised steel as per AS/NZS 4680:2006
- AS1428.1 Mobility and Access compliant
- CPTED principles applied design
- Bolt-below slab or bolt-down posts

STANDARD INCLUSIONS

- ✓ Roof designs as standard layouts
- ✓ Hot dip galvanised steel posts
- ✓ Colorbond® XRW Grade steel internal and external wall sheeting and roofing
- ✓ Polycarbonate roof sheeting skylights (K9703)
- ✓ Steel clad doors with fittings, closer and indicator bolts
- ✓ Stainless steel push pull plates and toilet roll holders
- ✓ Stainless steel grab rails where appropriate
- ✓ Access signage

STANDARD OPTIONS

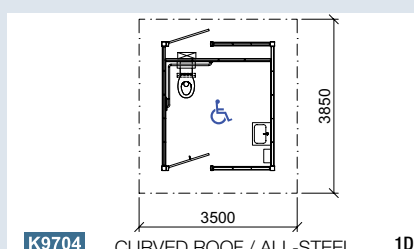
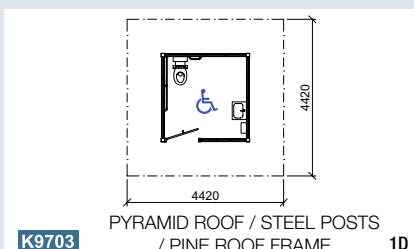
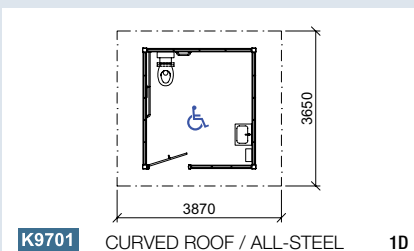
- ✓ Treated plywood internal wall sheeting
- ✓ Colorbond® Ultra Grade steel internal and external wall sheeting and roofing
- ✓ Powder coating for steel posts
- ✓ Galvanised or stainless steel brackets and fixings
- ✓ Dual flush plastic cistern
- ✓ A variety of tap options
- ✓ Baby change facilities
- ✓ Stainless steel mirror, coat hook and sharps disposal
- ✓ Hand towel and liquid soap dispensers

MODIFICATIONS

- ✓ Baluster, screening and modesty panels
- ✓ Two-pack epoxy paint or thermoplastic coatings for steel
- ✓ Urinals, shower and change room facilities
- ✓ Structural rating upgrades beyond N3 (W41)
- ✓ Standard size variations

CUSTOM SOLUTIONS

K9700 SERIES - PARKLAND - ON-SLAB COMPACT RESTROOMS



ROOF OPTIONS



On-Slab Anti-Vandal Restrooms



Accessibility with strength.



K9900 Series - Mettros™

Well-suited for modern day use with a multitude of features the Mettros™ range has been specifically developed to combat vandalism. It offers access for mobility impairments and has very low maintenance requirements.


**SITE-SPECIFIC
SOLUTIONS**

**KIT FORM
ENGINEERED**

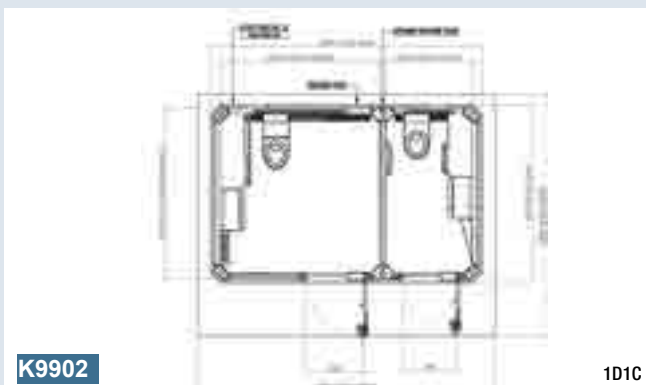
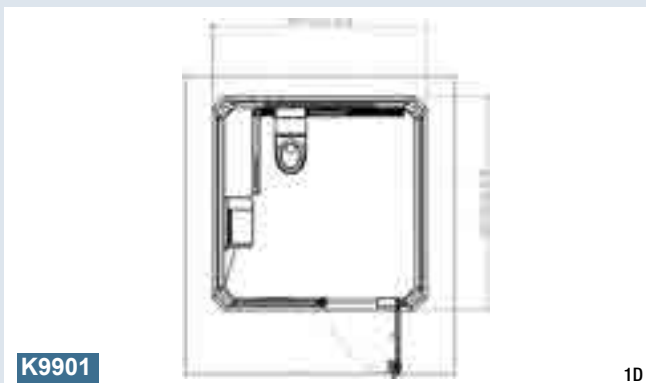
On-Slab Anti-Vandal Restrooms

STANDARD ON-SLAB ANTI-VANDAL RESTROOMS

Mettros™ restrooms have been designed for today's public toilet requirements. They are anti-vandal, high-volume, low maintenance and relocatable while complying with mobility and accessibility requirements. They meet and exceed national codes and Australian Standards and are manufactured according to internationally-recognised ISO quality management systems. The range provides asset owners low-cost ownership for the life of the facility while providing the community with safe, hygienic restrooms that stay in continued use.



K9900 SERIES - METTROS™- ANTI-VANDAL RESTROOM



STANDARD EXTERIOR INCLUSIONS

- ✓ Skillion 100mm insulated roof
- ✓ High-strength polycarbonate skylight to each cubicle
- ✓ Smooth Colorbond® bonded 80mm insulated walls
- ✓ N3 (W41) stainless steel structural posts
- ✓ 316 stainless steel bonded door with minimum 850mm of clear access
- ✓ 40 Mpa precast, polished and coated non-slip tested concrete floor, built-in plumbing and rear drain
- ✓ Anti-vandal access signage
- ✓ Cast in slab crane hooks for easy site installation and relocation

STANDARD INTERIOR INCLUSIONS

- ✓ 316 stainless steel walls
- ✓ Anti-vandal stainless steel toilet with remote flushing (WELS 3L half and 4.5L full flush)
- ✓ Disable compliant and anti-vandal stainless steel pan with integrated seat (1D unit only)
- ✓ Ambulant compliant and anti-vandal stainless steel pan with integrated seat (1C unit only)
- ✓ Access compliant grab rails in high-visibility yellow
- ✓ Locking anti-vandal hidden service duct
- ✓ Stainless steel polished anti-vandal mirror
- ✓ Anti-vandal signage
- ✓ Anti-vandal push tap (WELS 6 star water rating)
- ✓ Anti-vandal concealed sensor lighting
- ✓ Jumbo stainless steel toilet roll holder
- ✓ Stainless steel coat hook

STANDARD OPTIONS

- ✓ Colour combinations (external wall cladding)
- ✓ Graphics and logo incorporated in the ceiling panels
- ✓ Extended eaves and/or screens (1D option only)
- ✓ LED flush anti vandal eave light when extended eaves are fitted
- ✓ N5/C3 (W60) steel structural posts
- ✓ Automated curfew locking with programmable time adjustment
- ✓ Automated anti vandal 3-in-1 hand cleaning station (stainless steel, sensor-operated soap dispenser, water and electric hand drier)
- ✓ Proprietary baby change table (stainless steel with solid surface, 1D option only)
- ✓ Stainless steel wall mounted sharps container

* These plans are indicative only for a comprehensive guide speak to your local Project Consultant about your restroom requirements.

Materials & Finishes

We source our materials from quality suppliers who provide attention to detail, repeatability and high scrutinisation of their products. We then manufacture accordingly to achieve the industry's highest quality time after time as ensured by our ISO 9001 certification.

Our pine is environmentally-friendly plantation sourced and is stabilised and treated with Light Organic Solvent Preservatives (LOSP) to provide protection from insects and decay. It can be stained or painted to further enhance it's life, durability and appeal.

Our hardwood is select-grade and sustainably-harvested western Queensland hardwood or similar stress grade F17 or better. It is treated with Ammoniacal Copper Quaternary (ACQ) for protection from insects and decay, which can be stained. We don't recommend painting on hardwood because it releases natural tannins from the timber and diminishes the look of the finished paintwork. We can also use other types of timber species and finishes according to your requirements.

Our steel is structural-grade and hot-dip galvanised as per AS/NZ 4680 for superior performance. It can then be powder coated to provide a hardwearing protective coating, which is attractive and comes in many colour options. For a higher level of corrosive protection from the elements, we recommend using two-pack epoxy paint or thermoplastic coatings over galvanised steel structures.

Aluminium is also a structural grade and usually chosen for its excellent anti-corrosive properties for those locations that are harshly affected by the environment, but due to the relatively limited strength (approximately 30% that of steel) there are some design issues that limit its use. Aluminium can be powder coated or anodised providing an attractive finish that comes in many colours, both two-pack paint and thermoplastic coatings can also be used to further enhance its natural anti-corrosive abilities.

We use many other materials such as composites, plastics, glass, stainless steel, concrete and other timber species for varying applications. With restrooms we can use a range of structural materials, cladding, roofing, internal linings and fit-out options to cover a wide range of solutions for individual requirements.

We choose to give the highest level of attention to our fittings and provide a choice of galvanised or stainless steel depending on the application. We use, where possible, our proprietary stainless steel anti-vandal fastening system in locations that are susceptible to tampering as they not only deter vandals but have been found to reduce the theft and destruction of the restrooms we supply.



TIMBER PAINT COLOURS



PINE STAINS




EPOXY / TWO PACK COLOURS



HARDWOOD STAIN



POWDER COAT OPTIONS



WPC COLOUR SELECTION

Custom Restrooms

Where a landscape or environment dictates an individual solution or where a project requires additional features such as showers, urinals, change rooms, sports or storage facilities, we can work with you to develop a custom design that meets your needs. Our huge range of standard restrooms can be the inspiration for any custom solution. We also draft, engineer, manufacture and install designs completed by architects, landscape architects, engineers and other professionals looking for unique facilities.

All custom restrooms are designed, drafted and engineered complete to a minimum wind classification of N3 (W41) or specifically to your local design pressure. They meet or exceed the National Construction Code (NCC) and use relevant Australian Standards such as AS 1170 Structural Design Actions, AS 1720 Timber Structures, AS 4100 Steel Structures and AS 1428.1 Design for Access and Mobility, along with many other relevant codes and compliances depending on the format and configuration.

Landmark applies Crime Prevention Through Environmental Design (CPTED) principles. CPTED Principles have been developed to ensure public safety which is of paramount importance. Through our collaboration with councils across Australia we have found that, in addition to ensuring the public's safety, a focus on anti-vandal and low maintenance restrooms makes a substantial difference to the product lifecycle, maintenance costs and ultimately the community.

RESTROOMS DESIGN CONSIDERATIONS

- Size / foot print / maximum allocated area
- Waste treatment system / location to sewers
- Number of cubicles / daily use requirements

Understanding these important design considerations we can then decide which restroom style is best suited to your project. This is determined by considering the landscape and topography of the project site - urban, regional or even remote environments and the available services in the area will effect the size of the restroom and which waste treatment system is most suitable. Demand generated by public traffic will influence the number of cubicles required for a project. Local government requirements and surrounding local facilities will generally determine the appropriate restroom solution.

Restrooms come in different formats. The most basic are female, male or unisex with options for standard, ambulant and accessible cubicles. Which configuration of these formats to use is an important consideration for any restroom design, layout and fit-out. Unisex cubicles can reduce the total number of cubicles required.



Circulation space inside cubicles, on decking areas and access ramps for people in wheel chairs and those with impairments is also an important factor. The location of fit-out items such as grab rails, toilet roll holders and basins can vary based on the cubicle types and understanding the National Construction Code and Australian Standard requirements.

New trends influence material selections and over the years at Landmark we have seen many trends in the market. We have years of experience and are happy to collaborate with you and share which materials we have seen deliver great aesthetic outcomes that perform.

We listen to and work with our customers for the very best solutions. Landmark are proud to be associated with great design and architecture, which we believe plays a very important part in all our communities.

For more detailed information about custom designs please contact your local Project Consultant.

SITE-SPECIFIC SOLUTIONS



Custom Restrooms





Restrooms 1.0 © Landmark Products 2015



“ **Creating social accessibility.** ”



WITH OFFICES ACROSS AUSTRALIA AND NEW ZEALAND
WE'VE GOT YOU COVERED



Web landmarkpro.com.au Email sales@landmarkpro.com.au Call 1300 768 230