

BUILT-IN ACTUATOR DB16

Features:

- Thrust: up to 800 N per actuator
- Speed level: up to 38 mm/s
- Standard installation dimension: 480 mm
- Standard stroke length: 650 mm
- Low noise level
- 2 x Hall sensor (enables parallel drive with the control box)
- Synchronous drive of the middle profile
- Separate motor cable (black: 200 mm, 1000 mm, 2000 mm or 2500 mm)
- 2 versions: either legs turned standard or upside down (largest profile upwards)

Usage:

- Single or 2, 3, 4 parallel drive or even multi-parallel with up to 16 columns
- Duty cycle: 10 % ~ 6 min. per hour or 2 min. at continuous use at full load
- Ambient temperature: -10° to +40 °C
- Compatible with DESKLINE® control boxes CBD4, CBD5, CBD6 and DESKLINE® controls
- Will be approved according to EN 60335-1 and UL 962
- Storage and transport temperature: -10 °C to +70 °C

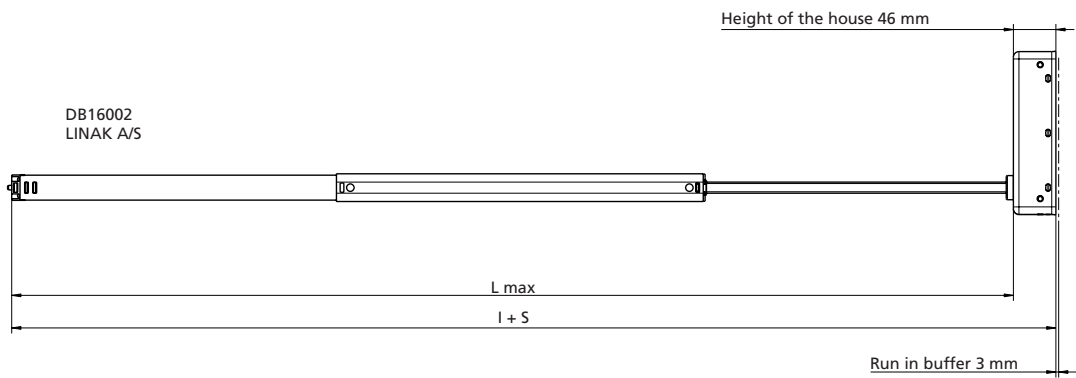

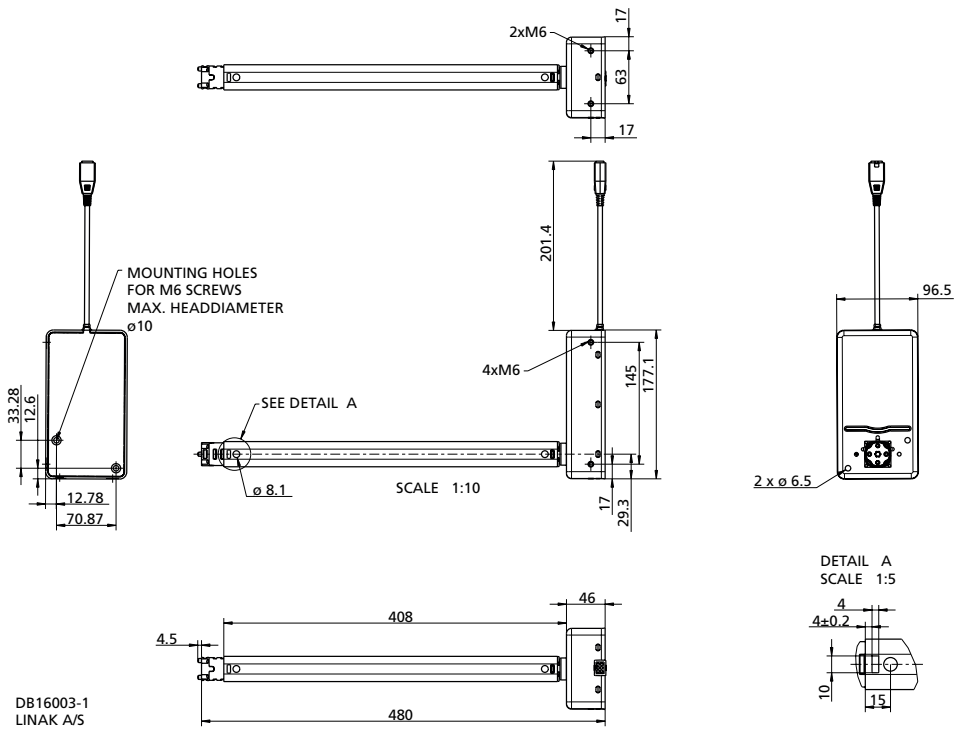


The DB16 DESKLINE® Built-in actuator is the optimum choice if you wish to design your own guidance for an office desk. The DB16 sets new standards for telescopic built-in actuators with its compact design developed to fulfil the market requirements for a low built-in dimension and at the same time a long stroke length. Furthermore, the compact design enables a very slim guidance design and the motor housing is barely visible in the desk construction.

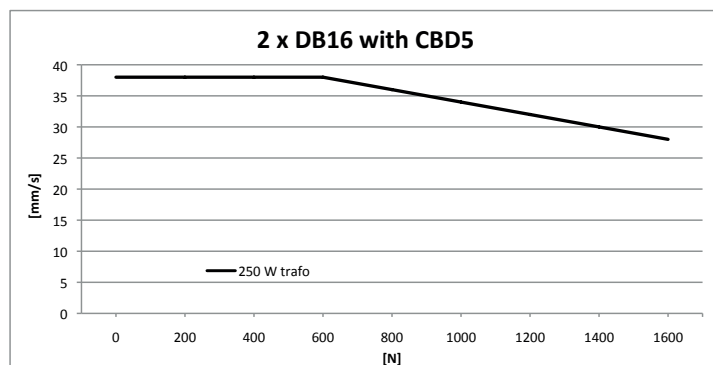
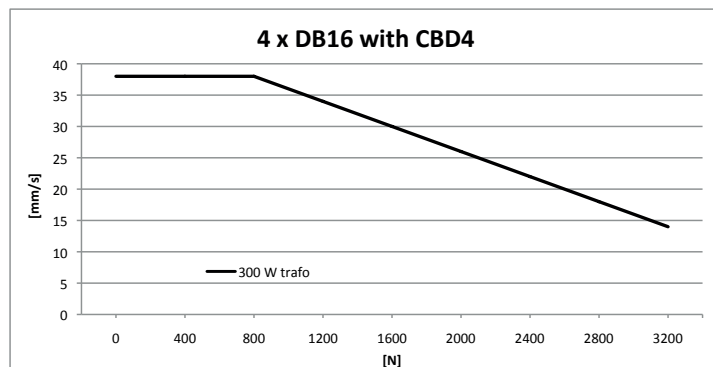
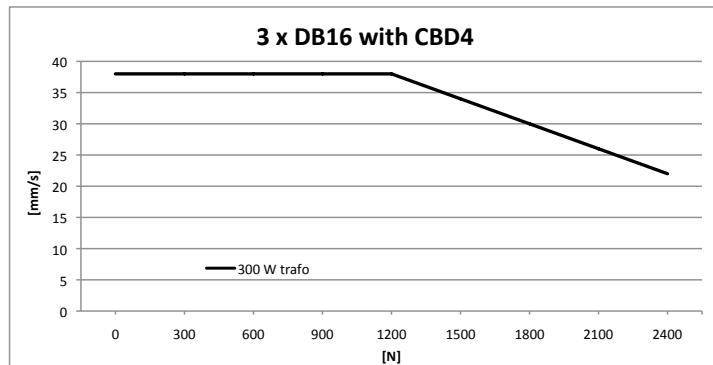
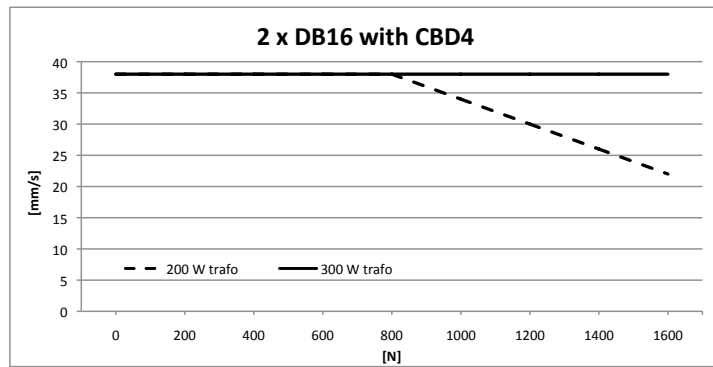
The DB16 ensures synchronous drive of the middle profile so that the legs always drive identically and the profiles are always in the same height. The noise level has also been optimised.

The DB16 is compatible with the standard DESKLINE® range of control boxes and controls, just „plug and play“. The DB16 can be used in single, 2, 3, 4 or even multi-parallel desk designs.

Dimensions:



Diagrams:



The above curve applies to a centrally placed load. With moment load there will be an increased friction in the columns, which will reduce the lifting force correspondingly.



Be aware that the DB16 DESKLINE® system may only be used in push applications.

DB16

Ordering example:

DB16	0	0	0	B	0	0	650	520	
									Installation dim.: 480 = 480 mm
									Stroke length: 650 = 650 mm
									Motor type: 0 = Standard
									Option: 0 = Standard
									Colour: B = Motorhousing black (RAL 9005)
									Option: 0 = Standard
									Cable: 0 = 200 mm (Standard)
									Spindle type: 0 = 20 mm pitch (Standard)
									Type: DB16



Motor cables must be ordered separately.

Ordering numbers:

0617101 (L = 200 mm black motor cable)
0617100 (L = 1000 mm black motor cable)
0617200 (L = 2000 mm black motor cable)
0617250 (L = 2500 mm black motor cable)

Terms of use

The user is responsible for determining the suitability of LINAK products for specific application. LINAK takes great care in providing accurate and up-to-date information on its products. However, due to continuous development in order to improve its products, LINAK products are subject to frequent modifications and changes without prior notice. Therefore, LINAK cannot guarantee the correct and actual status of said information on its products. While LINAK uses its best efforts to fulfil orders, LINAK cannot, for the same reasons as mentioned above, guarantee the availability of any particular product. Therefore, LINAK reserves the right to discontinue the sale of any product displayed on its website or listed in its catalogues or other written material drawn up by LINAK. All sales are subject to the Standard Terms of Sale and Delivery for LINAK. For a copy hereof, please contact LINAK.