

Colorbond®

COLORBOND® STEEL
For Building Professionals



Made by Australia

COLORBOND® steel – is inspired by our unique Australian landscape. The beauty in this country's magical colours, textures and light, and the brutality of its extreme and diverse environments, together inform COLORBOND® steel's iconic looks and constantly tested durability.

Bold yet unpretentious, aspirational yet grounded, quintessentially Australian, COLORBOND® steel has become integral to our national aesthetic. Its full range of colours – encompassing pale, mid and deep tones – practically and elegantly complements many of our most celebrated commercial, industrial and communal buildings, and the environments in which they stand.



Pale tones

These pale tones are inspired, light and curated to reflect our natural environment, offering a gentle comforting aesthetic. They provide an ideal base for dramatic contrasts in both colour and materials. Choosing COLORBOND® steel with a lower solar absorptance helps to create cooler roofs and walls that may help improve the energy efficiency of your building and contribute to cooler local environments.

Pale tones | Cool



Whitehaven®
SA = 0.23
C



Galactic®
Metallic finish
SA = 0.34



Surfmist®
Classic finish
SA = 0.33
U




Surfmist®
Matt finish
SA = 0.35




Dover White™
Classic finish
SA = 0.28



Southerly®
Classic finish
SA = 0.40




Shale Grey™
Classic finish
SA = 0.44
U




Shale Grey™
Matt finish
SA = 0.46

Pale tones | Warm



Classic Cream™
Classic finish
SA = 0.33




Paperbark®
Classic finish
SA = 0.43




Evening Haze®
Classic finish
SA = 0.43



Cosmic®
Metallic finish
SA = 0.39



Dune®
Classic finish
SA = 0.48
U



Dune®
Matt finish
SA = 0.48

Legend

SA = (Solar Absorptance) is a measure of how much of the sun's heat that a material absorbs. Choosing a colour with a lower SA is a cooler option and may help you meet building regulations such as NCC or BASIX. These are nominal values based on new product and measured in accordance with ASTM E 903-96.

U Available in COLORBOND® Ultra steel for coastal and industrial environments. Other colours in the Classic finish may be available on request.


C Only available in COLORBOND® Coolmax® steel. Available exclusively in the colour Whitehaven®.




Mid tones

Naturally inspired and beautifully evocative, these earthy mid tones pay tribute to our country's unique palette and blend effortlessly with the natural landscape. At once warm and welcoming, each colour layers well with other naturally inspired building materials to realise a distinctively Australian aesthetic.


Mid tones | Cool




Bluegum®
Classic finish
SA = 0.57




Bluegum®
Matt finish
SA = 0.59




Windspray®
Classic finish
SA = 0.60



Astro®
Metallic finish
SA = 0.62




Basalt®
Classic finish
SA = 0.67




Basalt®
Matt finish
SA = 0.71


Mid tones | Warm




Rhea®
Metallic finish
SA = 0.49



Gully®
Classic finish
SA = 0.64



Pale Eucalypt®
Classic finish
SA = 0.60



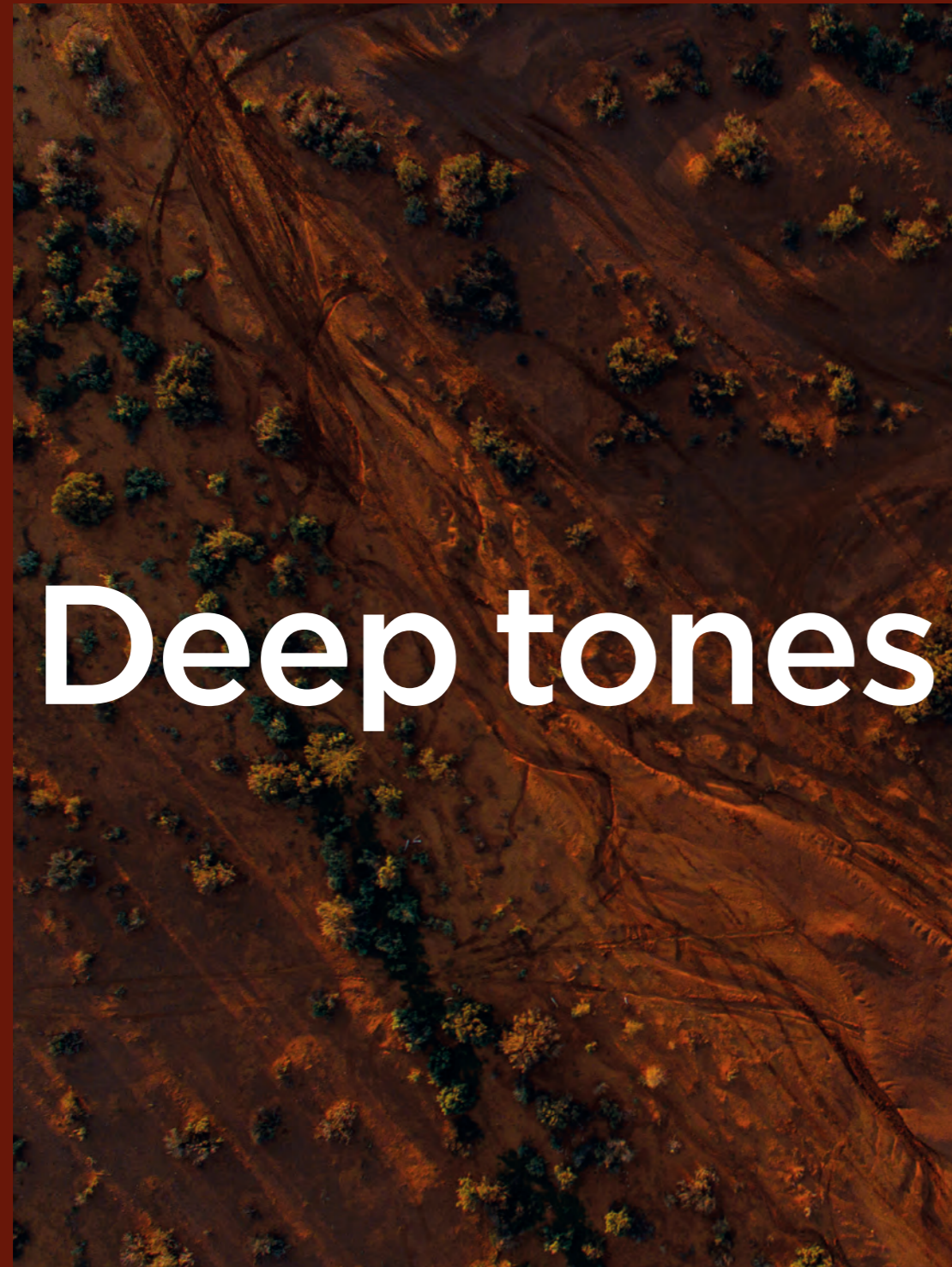
Wallaby®
Classic finish
SA = 0.64



Legend

SA = (Solar Absorptance) is a measure of how much of the sun's heat that a material absorbs. Choosing a colour with a lower SA is a cooler option and may help you meet building regulations such as NCC or BASIX. These are nominal values based on new product and measured in accordance with ASTM E 903-96.


U Available in COLORBOND® Ultra steel for coastal and industrial environments. Other colours in the Classic finish may be available on request.




Deep tones

These deep tones, bold and dark, are increasingly popular in both urban and rural locations. Their visual simplicity and strength suit all steel profiles and complement many colour palettes. Often used to accentuate and contrast new architecture, they immediately convey a premium, design-driven feel.


Deep tones | Cool




Ironstone*
Classic finish
SA = 0.73



Deep Ocean*
Classic finish
SA = 0.74




Celestial*
Metallic finish
SA = 0.94




Night Sky*
Classic finish
SA = 0.95


Deep tones | Warm




Jasper*
Classic finish
SA = 0.67




Woodland Grey*
Classic finish
SA = 0.70




Monument*
Classic finish
SA = 0.73




Monument*
Matt finish
SA = 0.79



Aries*
Metallic finish
SA = 0.70



Manor Red*
Classic finish
SA = 0.70



Cottage Green*
Classic finish
SA = 0.73

Legend

SA = (Solar Absorptance) is a measure of how much of the sun's heat that a material absorbs. Choosing a colour with a lower SA is a cooler option and may help you meet building regulations such as NCC or BASIX. These are nominal values based on new product and measured in accordance with ASTM E 903-96.

Available in COLORBOND® Ultra steel for coastal and industrial environments. Other colours in the Classic finish may be available on request.

Beautiful strength

Inspired by the unique duality of Australia's beauty and strength, COLORBOND® steel is designed to echo it and built to weather it.

DURABLE PERFORMANCE

BlueScope constantly works, in collaboration with key suppliers, to develop industry leading coatings for COLORBOND® steel, the combination of which is exclusive to BlueScope and contains proprietary intellectual property. Through its longstanding outdoor exposure and accelerated laboratory testing program designed to replicate some of the harshest Australian conditions and built environment, BlueScope understands the detailed physical and chemical mechanisms of protective steel coating systems in these challenging environments, and continually innovates for improved durability and performance.

VERSATILE IN DESIGN

Available in a wide variety of roll formed profiles, COLORBOND® steel's inherent properties make it a truly versatile design solution. Combined strength and formability allows COLORBOND® steel to mimic the form of a wide range of structural designs and complement the curves and lines of their exteriors.

INDUSTRY LEADING PROTECTIVE COATING TECHNOLOGY

With five layers of protection, COLORBOND® steel is reassuringly strong and durable. Our high-quality steel is coated in industry leading metallic coating incorporating Activate® technology¹ to provide enhanced corrosion resistance. A thin pre-treatment layer is applied to optimise the adhesion of further coatings then a corrosion inhibitive primer is baked onto the surface. A topcoat of specially developed, exterior grade paint is then baked on to ensure the finish continues to retain its look for longer.

WARRANTY

When you specify COLORBOND® steel, you're also benefiting from the support of BlueScope, one of Australia's largest manufacturers. COLORBOND® steel is renowned for it's durability, and is backed up by some of the construction industry's most robust building product warranties for eligible applicants.²

THERMAL PERFORMANCE

COLORBOND® steel's core colour range in the Classic and Matt finish (excluding Night Sky®) features our scientifically designed Thermatech® solar reflectance technology. Thermatech® technology reflects more of the sun's heat on hot, sunny days which may help reduce your dependence on air-conditioning³. Using less energy to cool buildings can help occupants save money on energy costs.

FINISHES

Classic finish

Designed to weather the unique Australian land, COLORBOND® steel in a Classic finish provides a low sheen aesthetic that is celebrated in striking architecture, providing longevity and durability for the design.

Matt finish

COLORBOND® steel in a Matt finish offers a subtle, high-end aesthetic. It's soft in appearance yet highly resilient and complements beautiful architecture by diffusing reflected light to create a contemporary, tactile look.

Metallic finish

The distinctive aesthetic of COLORBOND® steel in a Metallic finish showcases long lasting lustre for colour brilliance. A simple play of light is all that is needed to bring out the striking 'metallic' effect on architectural features.



Classic finish

Metallic finish

Matt finish

COLORBOND® STEEL CORE COLOURS




Classic finish




Dover White™
Classic finish
SA = 0.28 | SRI = 88




Surfmist®
Classic finish
SA = 0.33 | SRI = 81




Evening Haze®
Classic finish
SA = 0.43 | SRI = 67




Southerly®
Classic finish
SA = 0.40 | SRI = 71




Dune®
Classic finish
SA = 0.48 | SRI = 60




Paperbark®
Classic finish
SA = 0.43 | SRI = 67




Classic Cream™
Classic finish
SA = 0.33 | SRI = 81




Shale Grey™
Classic finish
SA = 0.44 | SRI = 66




Bluegum®
Classic finish
SA = 0.57 | SRI = 48




Windspray®
Classic finish
SA = 0.60 | SRI = 44




Gully®
Classic finish
SA = 0.64 | SRI = 39




Jasper®
Classic finish
SA = 0.67 | SRI = 35




Wallaby®
Classic finish
SA = 0.64 | SRI = 39




Basalt®
Classic finish
SA = 0.67 | SRI = 35




Woodland Grey®
Classic finish
SA = 0.70 | SRI = 31




Monument®
Classic finish
SA = 0.73 | SRI = 27




Night Sky®
Classic finish
SA = 0.95 | SRI = -1




Ironstone®
Classic finish
SA = 0.73 | SRI = 27




Deep Ocean®
Classic finish
SA = 0.74 | SRI = 25



Cottage Green®
Classic finish
SA = 0.73 | SRI = 27




Pale Eucalypt®
Classic finish
SA = 0.60 | SRI = 44




Manor Red®
Classic finish
SA = 0.70 | SRI = 31

Matt finish




Bluegum®
Matt finish
SA = 0.59 | SRI = 45




Shale Grey™
Matt finish
SA = 0.46 | SRI = 63




Surfmist®
Matt finish
SA = 0.35 | SRI = 78



Monument®
Matt finish
SA = 0.79 | SRI = 19




Basalt®
Matt finish
SA = 0.71 | SRI = 29




Dune®
Matt finish
SA = 0.48 | SRI = 60

Metallic finish




Celestian®
Metallic finish
SA = 0.94 | SRI = 1




Astro®
Metallic finish
SA = 0.62 | SRI = 41



Galactic®
Metallic finish
SA = 0.34 | SRI = 80



Aries®
Metallic finish
SA = 0.70 | SRI = 31



Rhea®
Metallic finish
SA = 0.49 | SRI = 59



Cosmic®
Metallic finish
SA = 0.39 | SRI = 73

COLORBOND® COOLMAX® STEEL

COLORBOND® Coolmax® steel is a roofing product designed to provide low solar absorptance, which may help to reduce roofing temperatures and keep the building cooler. This may also help reduce building energy consumption and upfront air conditioning equipment costs through improved efficiency.



Whitehaven®
SA = 0.23 | SRI = 95

COLORBOND® STEEL STUDIO COLOURS

In addition to the core colour range, the COLORBOND® steel Studio gives you the freedom to realise your design vision. Go online and choose from over 200 colours and finishes. Visit COLORBONDSTUDIO.COM

Legend

SA = (Solar Absorptance) is a measure of how much of the sun's heat that a material absorbs. Choosing a colour with a lower SA is a cooler option and may help you meet building regulations such as NCC or BASIX. These are nominal values based on new product and measured in accordance with ASTM E 903-96.

SRI = (Solar Reflectance Index) provides a guide of a surface's ability to reject solar heat on the basis of the relative temperature of surfaces with respect to a reference black (SRI=0) and white surface (SRI=100). The SRI value of a surface is calculated from its solar reflectance and thermal emittance. These are nominal values based on new product and determined in accordance with ASTM E1980-11.

U Available in COLORBOND® Ultra steel for coastal and industrial environments. Other colours in the Classic finish may be available on request.

C Only available in COLORBOND® Coolmax® steel. Available exclusively in the colour Whitehaven®.

PROVIDING TRANSPARENCY AND CONTRIBUTING TO A SUSTAINABLE FUTURE

BlueScope has a long-standing commitment to developing innovative, responsible products and services. So you can design and specify with confidence, knowing that COLORBOND® steel is created with durability, performance, compliance and sustainability top of mind.

CIRCULAR ECONOMY CREDENTIALS

Steel is strong, durable, and versatile and its inherent properties allow it to be reused or recycled without loss of quality over and over again. To help create a more sustainable 'circular economy', every COLORBOND® steel product incorporates recycled material and the steel itself is 100% recyclable. Moreover, COLORBOND® steel's proven longevity helps keep resources in use for longer, minimising its impact on the environment.

ENVIRONMENTAL PRODUCT DECLARATIONS (EPDS)

EPDs transparently present the environmental impacts of products based on their life cycle assessment (LCA). They are third-party verified and are a credible and transparent source of product environmental information. EPDs also contribute points to green building rating tools such as Green Star and Infrastructure Sustainability (IS) Rating. EPDs are available for select COLORBOND® steel products. For a copy of these EPDs visit steelselect.com.au

GLOBAL GREENTAG^{Cert™} CERTIFICATION

Selected COLORBOND® steel products have achieved Global GreenTag^{Cert™} GreenRate™ Level A certification⁴. GreenRate™ Level A certification demonstrates BlueScope's long-standing commitment to developing innovative products and services that contribute to more sustainable outcomes.



STEELSELECT.COM.AU | 1800 064 384

1. Activate® technology is not available for COLORBOND® steel products with a galvanised steel substrate. 2. Warranties are subject to exclusions, application, and eligibility criteria. For full terms and conditions and to determine the eligibility of your product for the warranty visit bluescopesteel.com.au/warranties or contact BlueScope on 1800 800 789. Warranties provided by BlueScope do not affect consumer rights under the Australian Consumer Law. 3. Results will depend on roof colour, level and location of insulation, type and location of building shape and function. 4. This applies to COLORBOND® steel with Activate® technology¹ in the 22 core colours in the Classic finish for exterior roofing and walling (0.42mm and 0.48mm). The COLORBOND® steel colour swatches and images shown in this brochure have been reproduced to represent actual product colours as accurately as possible. However, we recommend checking your chosen colour against an actual sample of the product before specifying, as varying light conditions and limitations of the printing process may affect colour tones. COLORBOND®, BlueScope, the BlueScope brand mark, Thermatech®, Coolmax®, Activate® and ® colour names are registered trade marks of BlueScope Steel Limited and ™ colour names are trade marks of BlueScope Steel Limited. © 2022 BlueScope Steel Limited. ABN 16 000 011 058. All rights reserved. The GreenTag marks are registered certification mark/s owned by Dual Harmony Pty Ltd and Licensed to Global GreenTag International Pty Ltd.

