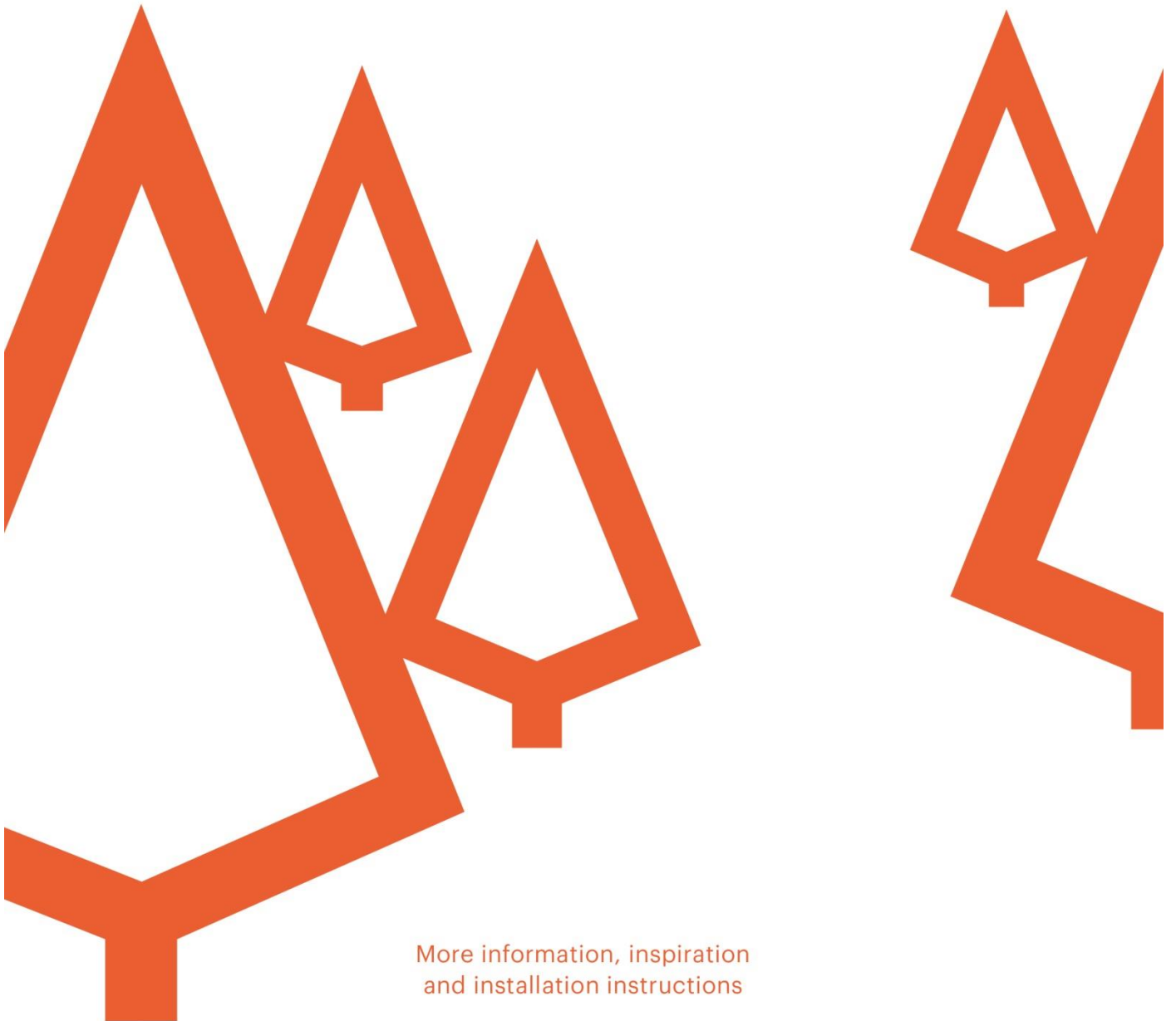




Product Portfolio



More information, inspiration
and installation instructions

LUNAWOOD.COM



Multi-Family apartment Building in Portugal by Ricardo Viera de Melo - RVDM, arquitectos Lda. Photo: Ivo Tavares Studio





NORDIC LUNAWOOD THERMOWOOD

Lunawood is a premium wood material for versatile exterior and interior applications in all climates. Our products create opportunities for architects and designers to use wood in an innovative and natural way.

The quality of our products starts by selecting the very best certified Nordic pine and spruce raw material, which we enhance to produce more durable, beautiful and long lasting Lunawood Thermowood. Only the carefully chosen, live knotted part of the tree is used to ensure the high quality of our final products – available in planed profiles and sawn timber. Lunawood’s thermo treatment process respects the natural properties of the wood. Our high-quality raw material is processed using only heat and steam – no chemicals are used.

FOR DEMANDING APPLICATIONS

Thermal modification enhances the performance of timber, which expands the range of applications in which it can be used. Lunawood’s excellent dimensional stability enables challenging designs. Lunawood Thermowood withstands even the toughest external environments.

 <p>DIMENSIONAL STABILITY Retains its shape better than untreated wood and therefore a perfect choice for demanding applications</p>	 <p>ALL CLIMATES Can be used both indoors and outdoors in all climate conditions</p>
 <p>RESIN FREE Resin is removed during the Thermal modification process</p>	 <p>NON TOXIC Completely natural and toxic-free material</p>
 <p>THERMAL INSULATION Decreased heat transmission compared to untreated wood</p>	 <p>WEATHER ENDURANCE Durable and weather resistant, Lunawood Thermo-D has Class 2 decay resistance</p>
 <p>SUSTAINABLE FORESTRY Raw material is grown in sustainable and certified Nordic forests</p>	 <p>CERTIFIED QUALITY Trademarked product produced by patented and annually audited process</p>

TWO HEAT TREATMENT CLASSES

Thermal modification improves the properties of wood's, thereby expanding the range of applications in which the wood can be used. Thermowood is dimensionally stable, resistant to decay and resin free. It can be used both indoors and outdoors in any climate. Lunawood is a non-toxic natural product which is easy to machine and install.


Lunawood produces two standard thermal modification classes, LunaThermo-S and LunaThermo-D. The difference between the two classes concentrates on modifying heat treatment temperatures.

LUNATHERMO-D

LunaThermo-D, where D stands for durability, has a darker brown tone. Its durability and stability are improved significantly. LunaThermo-D is thermally modified using higher temperatures (212°C) and products are suitable for both outdoor and indoor use.

LUNATHERMO-S

LunaThermo-S, where S stands for stability, has an attractive shade of light brown and the stability is improved tremendously. It is heat treated with milder temperatures (190°C). LunaThermo-S products are mainly suitable for indoor applications.



GOOD TO KNOW ABOUT THERMOWOOD

- You should always use stainless steel screws which are suitable for fastening wood
- Lunawood is certified with durability class 2 according to European standard, exterior applications above the ground
- Always leave sufficient space around Lunawood to secure enough air ventilation
- Lunawood will turn silver grey over time and might show some small cracks and splits
- Maintenance is recommended to keep the dark brown color and prevent the product partially from cracking
- Lunawood can be treated with tinted or pigmented wood oil, wax, wood-protecting stain, varnish or paint – which contains a UV-filter – helping to retain the surface color

FAÇADE




Hotel Pecr Deep in Czech Republic by
Ing. Arch. Zdeněk Kozub

CLADDINGS

Lunawood is a reliable choice for exterior claddings due to Thermowood's improved dimensional stability, durability and aesthetics. Uncoated Lunawood cladding can provide a 30-year desired service life.

Lunawood Thermowood claddings are tongue-and-groove profiles with either rounded or sharp edges, which create attractive shadow effects. The profiles are fixed in place either with visible screws or via hidden nailing.




PROFILE	m/m²	LENGHT (m)	ARTICLE NAME	
	Luna UTV 19x92	3D BIM 12,2 m	3,0 / 3,6-4,2	19 x 92 UTV Thermo-D RW A
	Luna UTV 19x117	3D BIM 9,35 m	3,0 / 3,6-5,1	19 x 117 UTV Thermo-D RW A
	Luna UTV 19x140	3D BIM 7,69 m	3,6-5,1	19 x 140 UTV Thermo-D RW A
	Luna UTV 19x140	7,69 m	3,9-5,1	19 x 140 UTV Thermo-D WW AB
	Luna UTV Hidden Nailing 20x142	8,26 m	3,6-5,1	20 x 142 UTV HN Thermo-D RW A
	Luna Pro Coated UTV 20x142 Hidden Nailing	8,26 m	3,6-5,1	20 x 142 UTV HN Thermo-D RW LIGHT BROWN 318R
	Luna Pro Coated UTV 20x142 Hidden Nailing	8,26 m	3,6-5,1	20 x 142 UTV HN Thermo-D RW DARK BROWN 00G8
	Luna Pro Coated UTV 20x142 Hidden Nailing	8,26 m	3,6-5,1	20 x 142 UTV HN BRUSHED Thermo-D RW BLACK 0202
	Luna Panel System 19x117	9,43 m	3,0 / 3,6-5,1	19 x 117 Panel System Thermo-D RW A
	Luna Panel System 19x185	5,75 m	3,6-5,4	19 x 185 Panel System Thermo-D RW A
	Luna Panel System 20x142 Hidden Nailing Brushed	8,10 m	3,6-5,1	20 x 142 Panel System Hidden Nailing Brushed Thermo-D RW A
	Luna UTS 19x117	9,35 m	3,0 / 3,6-5,1	19 x 117 UTS Thermo-D RW A
	Luna UYLS 20x140	7,69 m	3,6-5,1	20 x 140 UYLS Thermo-D RW A
	Luna TGV 19x140	7,69 m	3,6-5,1	19 x 140 TGV Thermo-D WW AB
	Luna TGV 21x142 Fine Sawn	7,57 m	3,6-5,1	21 x 142 TGV Fine Sawn Thermo-D WW AB
	Luna UTL 26x142 Hidden Nailing	8,26 m	3,6-5,1	26 x 142 UTL Hidden Nailing Thermo-D WW AB
	Luna Triple Shadow 32x140	7,57 m	3,0-5,4	32 x 140 Triple Shadow Thermo-D WW A
	Luna Dual Shadow 26x142	7,57 m	3,9-5,4	26 x 142 UTV 62 Dual shadow Thermo-D RW A
	Luna Corner Trim 43x43		3,6-4,8	43 x 43 Corner Trim Thermo-D RW A



Private House Beloura in Portugal by Alain Gameiro.
Photo: Fernando Guerra

BATTENS

When Lunawood Thermowood battens are used in façade, multiple depths and play of light and shadow are obtained. Battens utilised as solar shades are an ecologically sound way of cooling buildings. Thermowood is a modern architectural material. When used in combination with steel, concrete, and glass, it creates a beautiful contemporary look with a soft, natural finish.

	PROFILE		LENGHT (m)	ARTICLE NAME
	Luna SHP 19x92		3,0 / 3,6-4,5	19 x 92 SHP Thermo-D RW A
	Luna SHP 19x117		3,0 / 3,6-5,1	19 x 117 SHP Thermo-D RW A
	Luna SHP 40x185	3D BIM	3,0 / 3,6-5,4	40 x 185 SHP Thermo-D RW A
	Luna SHP 42x42	3D BIM	3,0 / 3,6-4,8	42 x 42 SHP Thermo-D RW A
	Luna SHP 42x68	3D BIM	3,0 / 3,6-4,2	42 x 68 SHP Thermo-D RW A
	Luna SHP 42x92	3D BIM	3,0 / 3,6-5,4	42 x 92 SHP Thermo-D RW A
	Luna SHP 42x140	3D BIM	3,6-5,4	42 x 140 SHP Thermo-D RW A
	Luna Parallelogram SSS 20x92		3,0 / 3,6-4,5	20 x 90 SSS Thermo-D RW A
	Luna Parallelogram SSS 26x68		3,0 / 3,6-4,8	26 x 68 SSS Thermo-D RW A
	Luna Half Parallelogram HSS 28/42x42		3,0 / 3,6-4,8	35 x 42 HSS Thermo-D RW A


LUNAWOOD DESIGN TOOLS

Our BIM library provides Rendering Images and BIM-objects for Lunawood's Nordic thermally modified wood products. The library consists of Luna UTV Exterior Cladding, Luna SHP battens and Luna Deck 2 Profix 2 products. With these design tools, your design work can be streamlined to ensure you have the right up-to-date product information and realistic visualisation in your project.

Download the digital design tools using the qr-code or go to **Lunawood.com**












INTERIOR



INTERIOR SURFACES

Luna Thermo-S is highly suitable for panelling and flooring. Lunawood is also often used in humid environments e.g. saunas and spa interiors. Thermowood is light, easy to cut and install and there are no harmful emissions coming from Lunawood which makes it pure, safe and hygienic for indoor use. There is also no resin in Lunawood Thermowood which makes it ideal for surface treatment.

PROFILE	m/m ²	LENGHT (m)	ARTICLE NAME	SUITABLE FOR EXTERIOR USE	
 Luna TGV 17x188 BRUSHED AND END-MATCHED	5,62 m	3,9 / 5,4	17 x 188 TGV Brushed T&G Thermo-S WW A		
 Luna STP 15x92	12,2 m	2,1 / 3,0 / 3,6-4,2	15 x 92 STP Thermo-D RW A		
	Luna Panel System 19x117	9,43 m	3,0 / 3,6-5,1	19 x 117 Panel System Thermo-D RW A	✓
	Luna Panel System 19x185	5,75 m	3,6-5,4	19 x 185 Panel System Thermo-D RW A	✓
 Luna Triple Shadow 32x140	7,57 m	3,6-5,4	32 x 140 Triple Shadow Thermo-D WW A	✓	
 Luna Dual Shadow 26x142	7,57 m	3,9-5,4	26 x 142 UTV 62 Dual shadow Thermo-D RW A	✓	
	Luna SHP 42x42		3,0 / 3,6-4,8	42 x 42 SHP Thermo-D RW A	✓
	Luna SHP 42x68		3,0 / 3,6-4,2	42 x 68 SHP Thermo-D RW A	✓
	Luna SHP 42x92 3D BIM		3,0 / 3,9-5,4	42 x 92 SHP Thermo-D RW A	✓
 Luna SHP Sauna 26x92		2,1 / 3,0	26 x 92 SHP Sauna Thermo-S RW A		
 Luna Panel System 14x140 Radiata Pine	7,75 m	2,1 / 2,4 / 3,0	14 x 140 Panel System Thermo-D Radiata Pine A		
 Luna SHP 26x140 Radiata Pine		2,1 / 2,4 / 3,0	26 x 140 SHP Thermo-D Radiata Pine A		
 Luna HLL 26x92 END-MATCHED	11,76 m	2,7-3,6 / 4,2	26 x 92 HLL T&G Thermo-S RW A		
 Luna HLL/L 26x118 END-MATCHED	9,34 m	3,0 / 3,6-5,1	26 x 118 HLL/L T&G Thermo-D RW A		

JUKOLA 3D-TEXTURES

Jukola 3D products enables one to create eye-catching surfaces in interior and exterior applications. Lunawood's Jukola Portfolio has 6 beautiful textures for creating a unique style. All Jukola 3D-textures are also available in white and black covering suitable for both indoor and outdoor use. Always recommended to use Jukola screws 3,5 x 50 mm.



Plait 440-1



Shingle Arrow 220-1



Star 430-OAB




Chip 206-0



Net 207-1



Diagonal 201-1A


	PROFILE	m/m ²	LENGHT (m)	ARTICLE NAME	COLORS	SUITABLE FOR EXTERIOR USE
	26x92 JUKOLA	11,63 m	3,0	JUKOLA Thermo-D RW TEXTURES 440-1; 220-1; 430-OAB; 206-0; 207-1; 201-1A	NATURAL, BLACK, WHITE	✓

PREMIUM SURFACE FINISHING

Alongside Lunawood's **planed** products with a smooth surface, the fine sawn, fine roughened, and brushed surfaces add the options of a more natural and vibrant feel for Lunawood Thermowood façades. The **fine sawn** finishing is the perfect choice for a subtle end result, a **brushed surface** keeps the grain of the wood clearly visible and yields a more rustic outcome, and a **fine roughened** surface provides a rugged and more natural feeling.

Various surface treatments ease maintenance while also simplifying and speeding up work on the construction site. The non-toxic **Luna Pre-Greyed** treatment offers a high-quality pre-aged appearance for exterior applications. **Luna Pro coated** products, available in three distinct colours, are installation-ready, factory-treated products with long maintenance intervals and solid resistance against moisture, sunlight, dirt, and cracking. Luna Decking products are available also **factory-oiled**.

Please contact your local Lunawood representative for further information.



LANDSCAPING

















Project Ö in Finland by Aleksi Hautamäki and Milla Selkimäki




DECKING

Lunawood Thermowood is an outstanding decking material due to its stability and durability. Luna Profix -hidden fixing clip enables quick and easy installation of the deck and creates a clean and elegant appearance without visible screws.

Our decking products are also available as factory oiled. Two coats of pigmented wood oil are applied in a controlled factory environment creating an even coating and consistent color tone. The product is ready to be installed and does not require immediate coating to secure the color preservation.

PROFILE	JOIST SPACING	m/m ²	LENGHT (m)	ARTICLE NAME
 Luna SHP 26x92	450 mm	10,2 m (6 mm GAP)	3,0 / 3,6-4,5	26 x 92 SHP Thermo-D RW A
 Luna SHP 26x117	450 mm	8,13 m (6 mm GAP)	3,0 / 3,6-5,4	26 x 117 SHP Thermo-D RW A
 Luna SHP 26x140	450 mm	6,85 m (6 mm GAP)	3,6-5,1	26 x 140 SHP Thermo-D RW A
 Luna SHP 40x185	600 mm	5,24 m (6mm GAP)	3,0 / 3,6-5,4	40 x 185 SHP Thermo-D RW A
 Luna SHP 42x92	600 mm	10,20 m (6 mm GAP)	3,0 / 3,6-5,4	42 x 92 SHP Thermo-D RW A
 Luna SHP 42x140	600 mm	6,85 m (6mm GAP)	3,6-5,4	42 x 140 SHP Thermo-D RW A
 Luna SHP Profix 2 26x117	450 mm	8,13 m (6 mm GAP)	3,0 / 3,6-5,4	26 x 117 SHP PF2 Thermo-D RW A
 Luna SHP Profix 2 26x140	3D BIM 450 mm	6,85 m (6 mm GAP)	3,6-5,1	26 x 140 SHP PF2 Thermo-D RW A
 Luna Deck 2 Profix 2 26x92	3D BIM 450 mm	10,2 m (6 mm GAP)	3,0 / 3,6-4,5	26 x 92 LD2 PF2 Thermo-D RW A
 Luna Deck 2 Profix 2 26x117	3D BIM 450 mm	8,13 m (6 mm GAP)	3,0 / 3,6-5,4	26 x 117 LD2 PF2 Thermo-D RW A
 Luna Deck 2 Profix 2 26x140	450 mm	6,58 m (6mm GAP)	3,6-5,1	26 x 140 LD2 PF2 Thermo-D WW SAP A
 Luna Deck System Profix 3 40x140	600 mm	6,85 m (6 mm GAP)	3,6-5,4	40 x 140 Deck System Profix 3 Thermo-D RW oiled
 Luna Deck System Profix 3 40x185	600 mm	5,24 m (6 mm GAP)	3,6-5,4	40 x 185 Deck System Profix 3 Thermo-D RW oiled
 Luna Deck 2 Profix 3 32x166	600 mm	5,81 m (6mm GAP)	3,9-5,4	32 x 166 LD2 PF3 Thermo-D WW SAP A




LUNA THERMOWOOD FIXINGS

PROFILE	NO. REQUIRED	DIMENSIONS (mm)	ARTICLE NAME
 Profix 2	2,2 clips / m	19,7 x 14,3 x 30	Profix 2 200 pcs/box
 Profix 2 Plus	2,2 clips / m	35 x 20,1 x 90	Profix 2 Plus 100 pcs/box
 Profix 3	1,6 clips / m	28,4 x 24 x 48	Profix 3 50 pcs/box



FRAMES & BEARERS

Thermowood is an enduring, safe material for many kinds of garden and outdoor structures: for pergolas, partition walls and climbing plants. It is also possible to use Lunawood profiles as a building material for fences and gates and decking structures underneath the deck boards. Thanks to the stability and light weight of Lunawood battens, you can use it in mobile systems with moving mechanisms.

PROFILE		LENGHT (m)	ARTICLE NAME	
	Luna SHP 40x185	3,0 / 3,6-5,4	40 x 185 SHP Thermo-D RW A	
	Luna SHP 42x42	3,0 / 3,6-4,8	42 x 42 SHP Thermo-D RW A	
	Luna SHP 42x68	3,0 / 3,6-4,2	42 x 68 SHP Thermo-D RW A	
	Luna SHP 42x92	3,0 / 3,6-5,4	42 x 92 SHP Thermo-D RW A	
	Luna SHP 42x140	3,6-5,4	42 x 140 SHP Thermo-D RW A	
	Luna Post 88x88	GLUED	3,0 / 4,2	88 x 88 LunaPost Thermo-D RW A
	Luna Post 140x140	GLUED	3,0 / 3,6-4,2	140 x 140 LunaPost Thermo-D RW A

THERMO TIMBER

Lunawood Thermo Timber is thermally modified rough Nordic Pine or Spruce sawn timber. It is an outstanding raw material for further processing in industrial use for instance, for windows, furniture etc. Lunawood Thermo Timber is available in several different dimensions.

NORDIC SPRUCE	
22x150	LUNATHERMO-D
25x150/200	LUNATHERMO-D
32x150	LUNATHERMO-D
38x150	LUNATHERMO-D
50x150	LUNATHERMO-D
22x150/175/200/225	LUNATHERMO-S

NORDIC PINE	
19x100	LUNATHERMO-D
25x100/125/150/200	LUNATHERMO-D
32x75/100/125/150	LUNATHERMO-D
38x125/150	LUNATHERMO-D
50x75/100/125/150/200	LUNATHERMO-D

LANDSCAPING





Private Villa in Finland

THERMOWOOD COMPOSITE (TWPC)

Luna TWPC is the most stable wood composite decking available on the market. It holds its own against changes in temperature better than any other composite material and is extremely resilient to all weather conditions. 2/3 of Luna TWPC consists of Thermowood fibers and 1/5 high-quality Fortum Circo® Recycled Plastics.

See more information at Lunawood.com

PROFILE	JOIST SPACING	m/m ²	LENGHT (m)	2-SIDED	COLORS	
	Luna TWPC 26x140	450 mm	6,85 m	4 / 6	BRUSHED / GROOVED	SILVER GREY, GRAPHITE GREY, MOCCA BROWN, BLACK
	Luna TWPC 42x200	800 mm	4,85 m	4	BRUSHED / GROOVED	SILVER GREY, GRAPHITE GREY, MOCCA BROWN, BLACK

2-SIDED – GROOVED AND BRUSHED SURFACES

Example of colour after exposure to Sunlight UV, around 6 weeks after installation.



Silver Grey, grooved surface



Silver Grey, brushed surface



Graphite Grey, grooved surface



Graphite Grey, brushed surface




Mocca Brown, grooved surface



Mocca Brown, brushed surface





Black, grooved surface




Black, brushed surface



LUNA TWPC FIXING

	PROFILE	NO. REQUIRED	COLORS
	Luna TWPC 26x140 Fast clip	2,5 clips / m	BLACK, GREY, BROWN
	Luna TWPC 42x200 T-hide clip	1,7 clips / m	BLACK

LUNA TWPC ACCESSORIES



LUNA TWPC 26×140

- 1 Aluminium side strips for board edges**
 - black, silver and brown
 - length 4 m
 - 2 Plastic end-caps for the board ends**
 - black, grey and brown
 - 3 Aluminium corner guards (e.g to be used for steps)**
 - black, grey and brown
 - length 4 m
 - 4 Plugs for sealing corner guards**
 - black, grey and brown
- Gap strip (26 mm)**
- black, grey and brown
 - 100 m / roll
- Aluminium L-strip (26×42 mm)**
- black, silver and brown
 - length 4 m
 - also compatible with Luna TWPC 42×200



LUNA TWPC 42×200

- 5 Aluminium L-strip (26×42 mm)**
 - black, silver and brown
 - length 4 m
 - also compatible with Luna TWPC 26×140
- 6 Gap strip (42 mm)**
 - black, grey and brown
 - 100 m / roll

See more information at
Lunawood.com



Love for the Forest

Lunawood is a pioneer and global market leader of Thermowood. We love the forest, its untamed freedom and its incomparable strength. Our mission is to reconnect nature with people in urban environments. We make the soothing effect of the forest available to all.

Our mills in Finland transform the very best Nordic pine and spruce into beautiful and long-lasting Thermowood. It is the ideal foundation and the perfect material for an ecological and healthy way of designing, building and living.

Every Lunawood product is an authentic piece of Nordic forest and is the result of years of dedication

to sustainability. Non-toxic Thermowood is suitable for all climates and types of weather. It is dimensionally stable and resin-free. These unique properties inspire architects and builders to create amazing and versatile projects around the world.

Lunawood Thermowood production started in 2002. Today company employs 100 professionals in Finland, at its production units in Iisalmi, Kaskinen and Joensuu, as well as at its head office in Lahti and in its main export markets. In 2019 Lunawood's turnover was EUR 49 million.



LUNAWOOD.COM