

COLLECTION  
2020 - 2021

# LAMINATE



  
**QUICK-STEP®**  
FLOOR DESIGNERS

# Laminate: an innovative all-rounder

When Quick-Step launched in 1990, the brand immediately put laminate flooring on the map. While we have since expanded in wood and vinyl flooring, we have continued to improve our laminate category with even more life-like designs, structures and performance. In 2020, this process has led us to our brand new Perspective Nature collection.

## Enter the world of Quick•Step®

The history of Quick-Step is laden with tales of daring entrepreneurship and innovation. Thanks to that rich history, we're not only able to present you with some of the most beautiful flooring on the market, but the strongest as well. We pride ourselves on our dedication to beauty and elegance that is built to last.

**“INNOVATION AND MODERNISATION  
ARE PART OF THE QUICK-STEP DNA. WE’RE ALWAYS  
LOOKING TO MAKE THINGS BETTER,  
MORE BEAUTIFUL AND MORE EFFICIENT.”**

**BERNARD THIERS, CEO**

We are confident that you'll find a Quick-Step floor to match your own unique vision, a floor that inspires you to get started on that renovation project, a floor that will help turn your house into the home you've always wanted – one plank at a time. And even more, you'll find a floor that will last a lifetime.

**IF FINDING THE MOST ENDURING AND ELEGANT  
FLOOR IS YOUR GOAL, WE’RE HERE TO GUIDE YOU.**

---

Get inspired	4	Quick-Step's Perspective Nature collection: redefining the essence of beauty	04
		Beauty comes in many sizes	08

---

Discover	10	Resisting everything, even water	10
		Choose your Laminate floor	12

---

Collection	16	Perspective Nature	16
		Majestic	18
		Impressive/Impressive Ultra	20
		Eligna	22
		Classic	24

---

Installation	27	Easy installation	27
		Finish in style	28
		Worry-free maintenance	32
		Setting the stage for sustainability	34

# Quick-Step's Perspective Nature collection: redefining the essence of beauty

"It's always been our goal to create the most beautiful laminate floors. Perspective Nature, our latest collection, is marked by unprecedented levels of refinement."

**KATRIEN DE VLIEDER, DESIGN MANAGER & LAURENT MEERSSEMAN, R&D DIRECTOR AT QUICK-STEP**



## THE NEXT GENERATION OF LAMINATE FLOORING

**Laurent:** "Laminate flooring is part of Quick-Step's DNA. Since the very beginning, our goal has been to create laminate that offers all the advantages of synthetic flooring, but that is indistinguishable from real wood or stone in look and feel. With our new Perspective Nature collection, we took Laminate to the next level: we went further than ever before to get all the details right."

**Katrien:** "In terms of design, our new Perspective Nature collection is inspired by nature and pure influences, with white and light colours dominating the palette. We were also inspired by the re-emergence of warm naturals and exotic colours from Africa and Latin America. The common thread present in all these floors is an eye for detail and a sense of craftsmanship."

## PERFECT IMPERFECTIONS... INSPIRED BY NATURE

**Laurent:** "Quick-Step is one of the few flooring brands worldwide with an in-house design team. Taking inspiration from architecture, art, fashion and real life, our expert designers embark on quests to obtain 'perfect originals': pieces of wood or stone that have the right look and feel to serve as a prototype for a flooring board. In some cases, these originals are treated in-house with patina or wax to obtain a specific look."

"Next, we comprehensively scan the original piece of wood, including the design and colour, as well as the complete structure with its cracks, knots and natural characteristics. The result is a huge, virtual 3D model of each piece, which is then refined by the designers. By getting rid of details that are too conspicuous, they craft a perfectly balanced design."

**"EACH DESIGN IS THE RESULT OF CAREFUL CRAFTSMANSHIP FOCUSED ON FINDING THE RIGHT BALANCE."**

LAURENT MEERSSEMAN



Katrien De Vlieger, Design Manager & Laurent Meersseman, R&D Director at Quick-Step





PEN4763

“WE WENT FURTHER  
THAN EVER BEFORE TO GET  
ALL THE DETAILS RIGHT”

LAURENT MEERSSEMAN

#### BRUSHED OAK: A SHOWPIECE OF STRUCTURE

*Katrien:* “Brushed oak fits in perfectly with different interior styles. This floor is based on a brushed European oak sprinkled with a few subtle cracks and knots. The subtle brushed effect really brings out the natural imperfections and gives each plank a soft, rustic character.”

*Laurent:* “The brushed effect really highlights the oak’s structure and makes the floor not only look but also feel like real wood. To accomplish this, we developed a new technology to create 64 different depths, on the surface as well as in the bevel – a feature that’s unseen in laminate flooring. In addition, the way the light hits these variations in depths creates a subtle difference in gloss levels. The attention to detail is quite astounding and demanded our engineering team to go above and beyond what’s possible.”



#### ADD DEPTH TO YOUR INTERIOR

The astoundingly detailed structure consists of 64 different depths, on the surface as well as in the bevel. It makes the floor look and feel exactly like real wood.

## SOFT PATINA OAK: AN ADDED LAYER OF ZEN

**Katrien:** “Due to its versatility, oak remains as popular as ever. By treating the original planks with a robust patina, imperfections have been softened to create a zen look.”

**Laurent:** “Giving Soft patina oak its authentic, zen look wasn’t easy. In fact, we had to completely redevelop our oil patina print technology to ensure that the white oil perfectly highlights the details of the décor and complements the structure of the plank. We had to test several different approaches before we ended up with the right one.”

“The subtle and intended imperfections are where this floor really shines. If you look closely, you’ll notice touches of matt finish, which give the floor a homely look and feel. In addition, the bevel looks distressed and splintered – just like a real wooden floor does.”

Discover the complete Perspective Nature collection on p. 16-17



### PERFECT PATINA EFFECT

The oil patina print technology ensures that the white oil perfectly complements the structure of the plank.



Majestic  
205 x 24cm



Perspective Nature  
138 x 21.2cm



Impressive (Ultra)  
138 x 19cm



BEAUTY COMES IN MANY SIZES



Eligna  
138 x 15.6cm



Classic  
120 x 19cm



# Resisting everything, even water



Meet the latest generation of laminate floors. Floors that don't just look exceptionally stylish and natural, but that can also take the hustle and bustle of daily life. And above all, they also have a 100% waterproof surface.



The top layer of every Quick-Step laminate floor is finished with an ultra-protective Scratch Guard layer which gives the floor a high scratch resistance, ideal for all uses, especially in the kitchen.

**DISCOVER OUR COMPLETE COLLECTION OF WATERPROOF SURFACE FLOORS ON P. 12-13**



**100% WATERPROOF SURFACE**



#### SPILLED A DRINK? DID THE KIDS PLAY WITH WATER?

Don't panic: the liquid won't be absorbed by the floor and you can mop it up immediately. All of our Laminate collections Perspective Nature, Majestic, Impressive (Ultra), Eligna, and Classic are equipped with a water-repellent HydroSeal coating. Cleaning is easier than ever thanks to these floors' water-resistant properties. A completely sealed surface means that bacteria, dirt and even liquids don't stand a chance. They can simply be wiped off with a damp cloth, leaving a clean, hygienic surface. Thanks to these features, Laminate is the ideal floor for your kitchen and hallway. It also makes it the perfect choice for your bathroom. On top of that, Quick-Step offers a warranty of up to 25-years on your new Laminate floor, guaranteeing many years of worry-free pleasure in your home.

Learn more about the water-resistant properties of our floors on [www.quick-step.com.au](http://www.quick-step.com.au)



Find everything you need for a waterproof finish of your floor on p. 29




Competitor's Laminate



Quick-Step Laminate

Thanks to its unique water-resistant properties, Quick-Step Laminate doesn't absorb any moisture. As a result, the bevel remains as smooth as ever, even after continuous cleaning.

# Choose your Laminate floor



## NEW

### Perspective Nature

The most refined laminate floor. The unprecedented attention to detail makes your laminate indistinguishable from real wood.

Dimensions:

**138 x 21.2 cm**



Thickness:

**9 mm**

Pack:

**7 planks = 2.048 m<sup>2</sup>**

Bevels:

**4 genuine bevels** 

Warranty:

**Domestic 25y / Commercial 5y / Wet 10y**

Class:

**32**

Installation:



Waterproof surface:



### Majestic

The extra-large format and natural look make this floor a perfect choice to create a truly regal interior with a spacious appearance.

Dimensions:

**205 x 24 cm**



Thickness:

**9.5 mm**

Pack:

**6 planks = 2.952m<sup>2</sup>**

Bevels:

**4 genuine bevels** 

Warranty:

**Domestic 25y / Commercial 5y / Wet 10y**

Class:

**32**

Installation:



Waterproof surface:



### Impressive Ultra

Besides the impressive natural look features, Impressive Ultra adds an extra layer of protection that will make your floor last even longer. Ideal for rooms under intensive use.

Dimensions:

**138 x 19 cm**



Thickness:

**12 mm**

Pack:

**5 planks = 1.311 m<sup>2</sup>**

Bevels:

**4 genuine bevels** 

Warranty:

**Domestic 25y / Commercial 10y / Wet 10y**

Class:

**33**

Installation:



Waterproof surface:





PEN4760

## Impressive

A collection of medium-sized floors that look and feel exceptionally natural.

Dimensions:

**138 x 19 cm**


Thickness:

**8 mm**

Pack:

**7 planks = 1.835 m<sup>2</sup>**

Bevels:

**4 genuine bevels** 

Warranty:

**Domestic 25y / Commercial 5y / Wet 10y**

Class:

**32**

Installation:



Waterproof surface:



## Eligna

Elegant floors with an excellent balance between length and width. The absence of bevels gives your interior a streamlined appearance.

Dimensions:

**138 x 15.6 cm**

Thickness:

**8 mm**

Pack:

**8 planks = 1.722 m<sup>2</sup>**

Bevels:

**0**

Warranty:

**Domestic 25y / Commercial 5y / Wet 5y**

Class:

**32**

Installation:



Waterproof surface:



## Classic

Classic floors offer a balanced combination of colours and styles, blended with a natural look and feel.

Dimensions:

**120 x 19 cm**

Thickness:

**8 mm**

Pack:

**7 planks = 1.596 m<sup>2</sup>**

Bevels:

**0 or 4 impression bevels** 

Warranty:

**Domestic 25y / Commercial 5y / Wet 5y**

Class:

**32**

Installation:



Waterproof surface:







LAMINATE COLLECTION 2020-2021

NEW  
**Perspective  
 Nature**

SIZE

138 x 21.2 cm x 9 mm



The most refined and nature-inspired laminate floor. The unprecedented attention to detail makes your laminate indistinguishable from real wood.

Read the complete story on p.4

GENUINE BEVEL



**PAINTED OAK WHITE**

**PEN4753**

Matching Scotia	QSSCOT04753
Matching Incizo	QSINCP04753



**SOFT PATINA OAK**

**PEN4748**

Matching Scotia	QSSCOT04748
Matching Incizo	QSINCP04748



**BRUSHED OAK GREY**

**PEN4765**

Matching Scotia	QSSCOT04765
Matching Incizo	QSINCP04765



**PATINA OAK GREY**

**PEN4752**

Matching Scotia	QSSCOT04752
Matching Incizo	QSINCP04752



**BRUSHED OAK BEIGE**

**PEN4764**

Matching Scotia	QSSCOT04764
Matching Incizo	QSINCP04764



**BRUSHED OAK NATURAL**

**PEN4763**

Matching Scotia	QSSCOT04763
Matching Incizo	QSINCP04763

Please note: the printed designs only give an impression of the actual colour and nuances of the pattern. They are not fully representative of all the different nuances within the design.  
 For a representative view of the surface structure and bevels of a floor, please ask your dealer for more advice.





**BRUSHED OAK WARM  
NATURAL**

**PEN4762**

Matching Scotia QSSCOT04762  
Matching Incizo QSINCP04762



**PATINA OAK BROWN**

**PEN4751**

Matching Scotia QSSCOT04751  
Matching Incizo QSINCP04751



**BRUSHED OAK BROWN**

**PEN4766**


Matching Scotia QSSCOT04766  
Matching Incizo QSINCP04766



**MERBAU**

**PEN4760**


Matching Scotia QSSCOT04760  
Matching Incizo QSINCP04760



**WAXED OAK BROWN**

**PEN4756**

Matching Scotia QSSCOT04756  
Matching Incizo QSINCP04756



**PAINTED OAK BLACK**

**PEN4755**

Matching Scotia QSSCOT04755  
Matching Incizo QSINCP04755



PEN4751

# Majestic

SIZE

205 x 24 cm x 9.5 mm



The extra-large format, natural look and waterproof technology make this floor a perfect choice to create a truly regal interior with a spacious appearance.

GENUINE BEVEL 



**VALLEY OAK LIGHT BEIGE**

**MJ3554**

Matching Scotia QSSCOT01854  
Matching Incizo QSINCP01854



**DESERT OAK LIGHT NATURAL**

**MJ3550**

Matching Scotia QSFSCOT03550  
Matching Incizo QSINCP03550



**WOODLAND OAK BEIGE**

**MJ3545**

Matching Scotia QSSCOT01856  
Matching Incizo QSINCP01856



**BLACKBUTT**

**MJ4253**

Matching Scotia QSFSCOT03805  
Matching Incizo QSINCP03805



**DESERT OAK WARM NATURAL**

**MJ3551**

Matching Scotia QSFSCOTAU00896  
Matching Incizo QSINCP00896



**VALLEY OAK LIGHT BROWN**

**MJ3555**

Matching Scotia QSFSCOT03555  
Matching Incizo QSINCP03555



Find the floor that matches your personal needs and style with our FloorExplorer at [www.quick-step.com.au](http://www.quick-step.com.au)



**SPOTTED GUM**

**MJ4254**

Matching Scotia QSFSCOT04446  
 Matching Incizo QSINCP04446



**DESERT OAK BRUSHED GREY**

**MJ3552**

Matching Scotia QSFSCOT03552  
 Matching Incizo QSINCP03552



**WOODLAND OAK BROWN**

**MJ3548**

Matching Scotia QSFSCOT03548  
 Matching Incizo QSINCP03548



**DESERT OAK BRUSHED DARK BROWN**

**MJ3553**

Matching Scotia QSFSCOT01544  
 Matching Incizo QSINCP01544

# Impressive Impressive Ultra

IMPRESSIVE

138 x 19 cm x 8 mm

IMPRESSIVE ULTRA

138 x 19 cm x 12 mm



A collection of medium-sized laminate planks with waterproof surface that look and feel exceptionally natural. Impressive Ultra adds an extra layer of protection that will make your floor last longer, even under intensive use.

GENUINE BEVEL 



SOFT OAK LIGHT

<b>IM1854</b>	<b>IMU1854</b>
Matching Scotia	QSSCOT01854
Matching Incizo	QSINCP01854



CLASSIC OAK BEIGE

<b>IM1847</b>	<b>IMU1847</b>
Matching Scotia	QSSCOT01847
Matching Incizo	QSINCP01847



WHITE VARNISHED OAK

<b>IM3105</b>	<b>IMU3105</b>
Matching Scotia	QSSCOT01538
Matching Incizo	QSINCP01538



SOFT OAK MEDIUM

<b>IM1856</b>	<b>IMU1856</b>
Matching Scotia	QSSCOT01856
Matching Incizo	QSINCP01856



SOFT OAK LIGHT BROWN

<b>IM3557</b>	<b>IMU3557</b>
Matching Scotia	QSSCOT03557
Matching Incizo	QSINCP03557



SAW CUT OAK GREY

<b>IM1858</b>	<b>IMU1858</b>
Matching Scotia	QSSCOT01858
Matching Incizo	QSINCP01858



**SOFT OAK GREY**

<b>IM3558</b>	<b>IMU3558</b>
Matching Scotia	QSSCOT03558
Matching Incizo	QSINCP03558



**SOFT OAK NATURAL**

<b>IM1855</b>	<b>IMU1855</b>
Matching Scotia	QSSCOT01855
Matching Incizo	QSINCP01855



**CLASSIC OAK NATURAL**

<b>IM1848</b>	<b>IMU1848</b>
Matching Scotia	QSSCOT01848
Matching Incizo	QSINCP01848



**BLACKBUTT**

<b>IM3805</b>	<b>IMU3805</b>
Matching Scotia	QSFSCOT03805
Matching Incizo	QSINCP03805



**SPOTTED GUM**

<b>IM4446</b>	<b>IMU4446</b>
Matching Scotia	QSFSCOT04446
Matching Incizo	QSINCP04446



**CLASSIC OAK BROWN**

<b>IM1849</b>	<b>IMU1849</b>
Matching Scotia	QSSCOT01849
Matching Incizo	QSINCP01849



# Eligna

**SIZE**  
138 x 15.6 cm x 8 mm



Elegant floors with waterproof surface and an excellent balance between length and width. The absence of bevels gives your interior a streamlined appearance.

## NO BEVEL



**ESTATE OAK LIGHT GREY**

**EL3573**

Matching Scotia QSFSCOT03573  
Matching Incizo QSINCP03573



**ESTATE OAK BEIGE**

**EL3574**

Matching Scotia QSFSCOT03574  
Matching Incizo QSINCP03574



**LIGHT GREY VARNISHED OAK**

**EL1304**

Matching Scotia QSFSCOT01304  
Matching Incizo QSINCP01304



**WHITE VARNISHED OAK**

**EL915**

Matching Scotia QSFSCOT01283  
Matching Incizo QSINCP01283



**NATURAL VARNISHED OAK**

**EL896**

Matching Scotia QSFSCOTAU00896  
Matching Incizo QSINCP00896



**VINTAGE OAK NATURAL VARNISHED**

**EL995**

Matching Scotia QSFSCOT00995  
Matching Incizo QSINCP00995

**BLACKBUTT****EL1691**

Matching Scotia QSFSCOT03805  
 Matching Incizo QSINCP03805

**MERBAU****EL996**

Matching Scotia QSFSCOT00996  
 Matching Incizo QSINCP00996

**SPOTTED GUM****EL1689**

Matching Scotia QSFSCOT04446  
 Matching Incizo QSINCP04446

**NEWCASTLE OAK DARK****EL3581**

Matching Scotia QSFSCOT03581  
 Matching Incizo QSINCP03581

**ROOM**  
VIEWER

**Too many options to choose from?**

Not sure which floor is your absolute favourite?  
 The new and improved RoomViewer helps you  
 make your choice. Try out your options on  
[www.quick-step.com.au](http://www.quick-step.com.au)



# Classic

**SIZE**

120 x 19 cm x 8 mm



Classic floors with waterproof surface offer a balanced combination of colours and styles, blended with a natural look and feel.

**IMPRESSION LEVEL** —



**MOONLIGHT OAK LIGHT**

**CLM1658**

Matching Scotia QSFSCOT01658  
 Matching Incizo QSINCP01658



**HAVANNA OAK NATURAL WITH SAW CUTS**

**CLM1656**

Matching Scotia QSSCOT01656  
 Matching Incizo QSINCP01656



**OLD OAK LIGHT GREY**

**CLM1405**

Matching Scotia QSSCOT01405  
 Matching Incizo QSINCP01405



**MIDNIGHT OAK NATURAL**

**CLM1487**

Matching Scotia QSFSCOTAU01487  
 Matching Incizo QSINCP01487



**MIDNIGHT OAK BROWN**

**CLM1488**

Matching Scotia QSFSCOT01488  
 Matching Incizo QSINCP01488



**LIGHT GREY OILED OAK**

**CLM1294**

Matching Scotia QSFSCOT01294  
 Matching Incizo QSINCP01294



**SPOTTED GUM****CL4966**

Matching Scotia    QSINCP04966  
 Matching Incizo    QSINCP04966

**BLACKBUTT LIGHT****CL4965**

Matching Scotia    QSFSCOT03805  
 Matching Incizo    QSINCP03805

0 BEVELS



CLM1658



EVERYTHING YOU NEED  
FOR A PERFECT FLOORING EXPERIENCE

# Easy installation

## The perfect underlay

Choosing the right underlay is essential for the final look, quality and comfort of your new laminate floor.

Moreover, Quick-Step's easy-to-install underlays are compatible with underfloor heating systems and provide:

- excellent acoustic and thermal insulation;
- a stable base for the Uniclic® and Uniclic® Multifit systems;
- protection from rising damp.

Find out which one of our underlays is the best choice for your project.

## Quick-Step® underlays



### COMBI-LAY STANDARD

Thickness: 2 mm

Roll: 20 or 50 m<sup>2</sup>


Combi-Lay Standard is no normal underlay. The dense, closed cell polyolefin foam provides excellent support, with good reduction of both reflected and impact noise.

Reflective walking sound ✓✓

Impact sound ✓✓

Floor heating OK

Damp proof screen OK



### QUIET-STEP COMBI-LAY

Thickness: 2 mm

Roll: 20 or 50 m<sup>2</sup>

Quiet-Step Combi-Lay is the first choice where a quiet step sound and maximum reduction in multi-storey noise is required. This high density underlay has no match when it comes to reducing foot fall noise, with a reduction of up to 30% over standard underlays.

Reflective walking sound ✓✓✓✓

Impact sound ✓✓✓✓

Floor heating OK

Damp proof screen OK

## Installation tools



### INSTALLATION SET

**Tapping block:** to easily click planks together.

**Cramp iron:** to click planks together in hard-to-reach places. **Spacers:** to provide an expansion joint between walls and floor.



### HANDSAW

With the help of the Quick-Step hand saw, floors can be fitted perfectly underneath door frames.

# Finish in style

## Why choose Quick•Step® scotia and profiles?

### PERFECTLY MATCHING COLOURS

Our skirtings and profiles perfectly match the colour of every floor.


### SCRATCH-RESISTANT TOP LAYER

Quick-Step skirtings and profiles are scratch-resistant and protected against everyday wear and tear.

### QUICK-STEP® WARRANTY

They come with the same warranty as the floors.

## Scotia



### SCOTIA

240 x 1.7 x 1.7 cm  
Installation method: Glue

**Quick-Step scotias offer a perfect colour match with your Quick-Step laminate floor. Extremely water resistant and up to 25 years warranty.**



### FLEXIBLE PAINTABLE SKIRTING

700 x 1.4 x 4 cm  
Installation method: Glue

**A beautiful finish for round pillars or curved walls. Made out of supple and durable foam. Available in the length of your choice. Use a good contact glue or a permanent construction adhesive.**

## Tools for a completely waterproof finish



Use our Hydrokit and PE foam for a 100% water-resistant finish in wet areas like bathrooms to take advantage of the Waterproof Surface Warranty.



MJ4254

QSKITTRANSP



### HYDROKIT

310 ml

Transparent silicone for an invisible and water-resistant skirting and profile finish.  
Average use: 15m/tube.

NEFOAMSTRIP20



### PE FOAM

20 times 1 m x 10 mm

Fill up expansion joints with this waterproof solution for skirtings and profiles.  
To be used in combination with the Hydrokit.

## Profiles

### Incizo® profile: 1 profile, 5 applications

Quick-Step's Incizo® profile is a multifunctional finishing tool that can be used to finish your floor and stairs in matching colours. Simply cut the Incizo® basic profile to desired shape with the supplied Incizo® knife.

#### INCIZO® PROFILE

215 x 4.8 x 1.3 cm

Contents: 1 Incizo® profile, 1 Incizo® knife, 1 plastic rail.

#### APPLICATION 1

Connect two floors of different heights.




#### APPLICATION 2

Connect two floors of the same height.



**APPLICATION 3**

Finish your floor along walls or windows.

**APPLICATION 4**

Create a nice transition between your Laminate floor and other flooring types.

**APPLICATION 5**

The Incizo® profile also allows you to finish your stairs in the flooring design of your choice. For this application you need the Incizo® profile and an aluminium sub-profile.



**INCIZO® ALUMINIUM SUB-PROFILE FOR STAIRS**

215 x 7.1 x 2.0 cm



# Worry-free maintenance

## EASY MAINTENANCE FOR MAXIMUM VALUE

Quick-Step cleaning products are specifically developed for our floors. They cleanse the surface thoroughly and safeguard its original appearance to maximise that 'new floor' experience.


For detailed maintenance instructions, visit [www.quick-step.com.au](http://www.quick-step.com.au)

## Maintenance



QSCLEANING1000

CLEANING PRODUCT 1L



QSSPRAYKIT

CLEANING KIT

Mop holder with water tank and handy lever to easily moisten and mop your floor. Also includes a cleanable microfibre mop and one-litre of Quick-Step cleaning product.



QSSPRAYMOP

CLEANABLE MICROFIBRE MOP



QSREPAIR

REPAIR KIT

Easily repair light damage in the original colour. It assures that your floor is protected again. Find detailed instructions at [www.quick-step.com.au](http://www.quick-step.com.au)





# Setting the stage for sustainability

Everyday, UNILIN – the company behind Quick-Step – pushes the boundaries of what it means to be a flooring brand. Apart from making our floors as beautiful and enduring as possible, we also strive to make them as sustainable as possible, and to minimise our ecological impact in every way we can. Just like you, we are convinced that a world of beauty is a world where we respect and treasure our natural resources.

“Sustainability has become indispensable for doing business.  
That’s why we strive to make our floors as sustainable as possible.”

**TINO MULLE, CHIEF SUSTAINABILITY OFFICER AT UNILIN**

This means we’re not just mindful of how we source our raw materials, but also how we provide energy for production. In many UNILIN factories, end-of-life wood waste is the primary energy source.

## **NO TREES WERE HARMED IN THIS PRODUCTION PROCESS**

Did you know our laminate floors are entirely made from residues of the forestry and wood industry? By using leftover materials to create a new product, we actively lower the amount of carbon dioxide that’s released into the atmosphere. In fact, no tree is felled to create your new dream floor.

All our Laminate floors are also Ecolabel stamped. This means they adhere to the most stringent EU rules for indoor air quality, raw materials quality and sourcing, and workers health & safety.



## THE CREDENTIALS OF OUR FLOORING

To provide you with maximum value, Quick-Step Laminate floors adhere to the most stringent quality and sustainability labels.



### EU ECOLABEL

A label of environmental excellence awarded to products and services meeting high environmental standards throughout their lifecycle: from raw material extraction to production, distribution, use in your home and disposal at end-of-life.



### PEFC

An internationally recognised label that ensures that the wood we use in our flooring comes from sustainable managed forests.



### Too many options to choose from?

Not sure which floor is your absolute favourite? The RoomViewer helps you make your choice. Try out your options on [www.quick-step.com.au](http://www.quick-step.com.au)



### Choose a Quick-Step® Master Installer

Once you have chosen the perfect Quick-Step floor, your installation is the next important step. Choose a Quick-Step Master Installer who will install your floor to the highest standard and with the necessary attention to detail it deserves. Even more, the Quick-Step Master Installers offer a lifetime installation warranty on any Quick-Step floor installed. Ask your local dealer for more information.



### Quick-Step® is brought to you by Premium Floors Australia

New South Wales	Tel.: (02) 9982 3777
Victoria & Tasmania	Tel.: (03) 9798 0808
Queensland	Tel.: (07) 3273 3111
South Australia & Northern Territory	Tel.: (08) 8262 8666
Western Australia	Tel.: (08) 9240 1966
Commercial Division	Tel.: (03) 9798 0808

Your Quick • Step® point of sale



Quick • Step® is a quality product produced by UNILIN bvba – division Flooring, Ooigemstraat 3, B-8710 Wielsbeke, Belgium, Europe. Product images may differ from actual product. The availability of products, or the products themselves, may change at any time without notice. Content © 2020-2021 by UNILIN bvba – division Flooring. All rights reserved. The contents of this brochure may not be reproduced in whole or in part without prior written permission from the publisher.

Coverphoto: PEN4748

### FOLLOW US ON

[www.facebook.com/QuickStepFloors](http://www.facebook.com/QuickStepFloors)

[www.youtube.com/quickstepfloor](http://www.youtube.com/quickstepfloor)

[www.pinterest.com/quickstepfloor](http://www.pinterest.com/quickstepfloor)

[@QuickStepFloor](https://twitter.com/QuickStepFloor)