

Light Transmission

SunSky® Polycarbonate Sheeting Comparison Chart

% Light Transmission % Solar Transmittance

Product	% Light Transmission	% Solar Transmittance
Clear / Maximum light	90%	86%
Bronze / Direct light & darker Bronze tint	25%	48%
Grey / Direct light & natural Grey tint	20%	43%
Opal / Diffused light & good shading	45%	40%
Cream / Soft light & low glare	44%	33%
Diffused Ice / Diffused light & low glare	48%	21%
Diffused Grey / Diffused light & low glare	20%	18%
Sandune / Max heat reduction & minimal glare	15%	15%
Metallic Jasper / Maximum heat reduction & minimal glare	15%	16%

ACCESSORIES

Self Drilling Screws



Purlin Tape



Back Channel Infill Tape



Capping



Profiled Infills



OneShot® fixing features a Class 4 coating for superior corrosion resistance.

Self Drilling Screws can save up to 50% installation time.

Handling and Storage

- Store sheets on a flat surface in a well-protected and shaded area out of direct sunlight.
- Sheets stacked / stored in the sun will be affected by heat build-up and possible distortion. Any damage caused by this will void the warranty.
- Take care to avoid moisture build up between stored sheets which can cause possible whitening of the sheets.
- Ensure sheets are free from any chemical, paint solvents and sealant contact (including silicone type products) as these type of products are incompatible with polycarbonate sheeting.
- Sheets may be cleaned with warm soapy water and a soft sponge. Hose down thoroughly – ensure all possible safety precautions are taken.

Product Warranty

- Lifetime Warranty against loss of light transmission
- Lifetime Warranty against UV affected colour distortion
- Warranty against hail damage

FULL WARRANTY TERMS AND CONDITIONS AVAILABLE FROM www.palram.com.au

Safety

Never walk directly on SunSky®, or any other polycarbonate sheets. Use a board placed across at least 3 rafters to spread the load.

Ensure all local safety building regulations and codes are adhered to.

* Front page picture courtesy of ProForm Pergolas



PALRAM SA/NT

517A Cross Keys Road
Cavan SA 5094
Tel: (08) 8262 2288
Fax: (08) 8262 3388
salessa@palram.com

PALRAM NSW/ACT

Unit 2 / 26 Redfern Street
Wetherill Park NSW 2164
Tel: (02) 8788 6100
Fax: (02) 8788 6199
salesnsw@palram.com

PALRAM QLD

Unit 9C / 380 Bilsen Road
Geebung QLD 4034
Tel: (07) 3172 5581
Fax: (07) 3172 5516
salesqld@palram.com

PALRAM VIC/TAS

34 Buys Court
Derrimut VIC 3030
Tel: (03) 9219 4444
Fax: (03) 9219 4455
salesvic@palram.com

PALRAM WA

74 Christable Way
Landsdale WA 6065
Tel: (08) 9302 4173
Fax: (08) 9302 5287
saleswa@palram.com

In as much as Palram Industries has no control over the use to which others may put the material, it does not guarantee that the same results as those described herein will be obtained. Each user of the material should make his own tests to determine the material's suitability for his own particular use. Statements concerning possible or suggested uses of the materials described herein are not to be construed as constituting a license under any Palram Industries patent covering such use or as recommendations for use of such materials in the infringement of any patent. Palram Industries or its distributors cannot be held responsible for any losses incurred through incorrect installation of the material. In accordance with our company policy of continual product development you are advised to check with your local Palram Industries supplier to ensure that you have obtained the most up to date information.



©1997 Palram Industries Ltd. | SunSky is a registered trademark of Palram Industries Ltd.

Visit www.palram.com.au or call one of our state offices for further information.



SUNSKY®

Profiled Polycarbonate Sheeting

RESIDENTIAL APPLICATIONS



relax...
SunSky's got you covered

05/2015 The data in this publication supersedes previous releases. For the latest update refer to our website.



www.palram.com.au

SunSky® 1001

PALRAM SunSky Roofing is designed to compliment the enjoyment of your outdoor lifestyle. Ideal for multiple uses around the home, SunSky roofing offers 99.9% UV protection and is supported with a Lifetime Warranty.

- Lifetime Warranty
- 99.9% UV protection
- Available in Corrugated profile
- Ideal for general use
i.e. shed skylights, carports and patio roofing



SunSky® 4 STAR PLATINUM WARRANTY

SunSky® 2001

SunSky polycarbonate sheeting is a reliable and effective sheet with multipurpose uses for domestic application. Offering clients the benefits of strength, appeal and greater flexibility.

SunSky polycarbonate sheeting is a clear front runner for your next project.

- Lifetime Warranty
- 99.9% UV protection
- Available in Corrugated, Greca and 5 Rib Profiles
- Modern colours
- Matches metal profiles



SunSky® 5 STAR DIAMOND WARRANTY

SunSky® 3001

Unrivalled Heat Reduction Technology

Solarsmart Selective uses the latest technology to keep the heat out whilst still giving excellent light transmission. Coupled with Palram's unique anti-glare technology and proven longevity, Solarsmart Selective is the number 1 heat reduction sheet in polycarbonate roofing.

- Lifetime Warranty
- Most technically advanced sheet available
- 99.9% UV protection
- Available in Corrugated and Greca Profiles
- Modern colours
- Matches metal profiles



SunSky® 5 STAR DIAMOND WARRANTY



1001

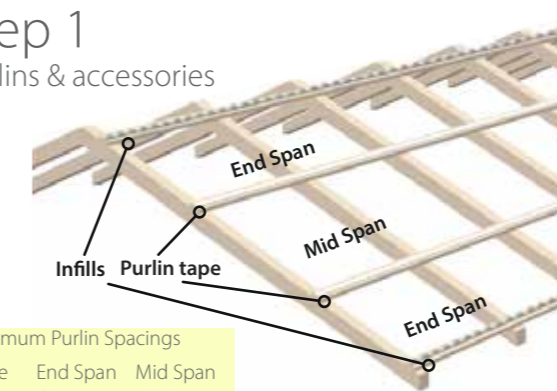
2001

3001

Installation Guidelines

step 1

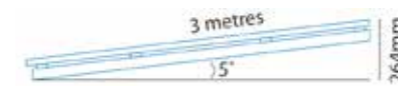
Purlins & accessories



Maximum Purlin Spacings

Profile	End Span	Mid Span
Corri	800mm	1000mm
Greca	900mm	1200mm
5 Rib	900mm	1200mm

Ensure that your roof pitch is at least 5°, ie. 88mm rise per lineal metre. This will ensure adequate water run off.



step 3

Capping & flashings for various installations

APEX ROOF - Fit barge capping to edge of sheet and ridge capping to the apex. Secure using recommended fixing screws

step 2

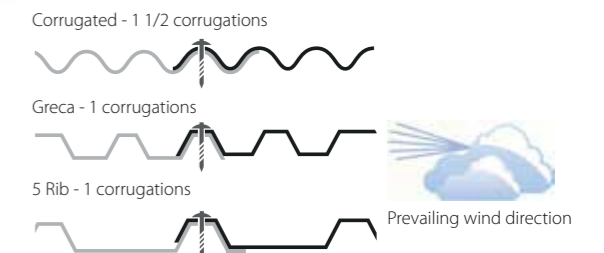
Fixings



Fixing at crests:

Profile	End row	Mid Row
Corri	every 2 nd	every 3 rd
Greca	every 2 nd	every 3 rd
5 Rib	All	All

Overlap:



AGAINST A WALL/FASCIA - Fit barge capping to edge of sheet and apron flashing at the wall or fascia. Secure using recommended fixing screws.

UNDER A GUTTER - Fit Back channel flashing with foam infill strips under gutter prior to laying sheets and Barge Capping to edge of sheet.

