





Express your individual style with custom made timber entrance combinations for your home or business



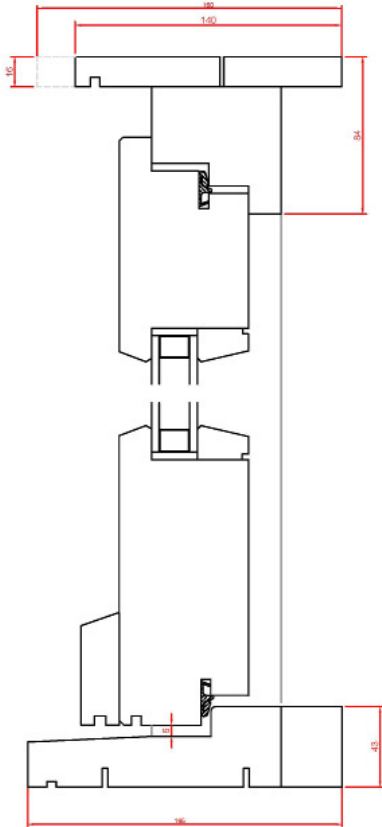
Specifications

- Hardwood timber or FSC® certified Manilkara Bidentata
 - IV 78mm for triple glazing and Passive House
 - IV 68mm for double glazing
 - Choice of glass combinations, or switchable I-glass
 - Low VOC spray-painted or stained in the colour of your choice
 - Increased security with multi-point locking
 - Automation can be integrated
 - Suitable for Passive House and some designs can be made for all bushfire areas
 - Timber or aluminium threshold
 - Custom made to your design or ours
 - German hardware fittings
 - Seals to reduce drafts and noise
 - Very energy efficient
- Energy rating from a very low 1.4

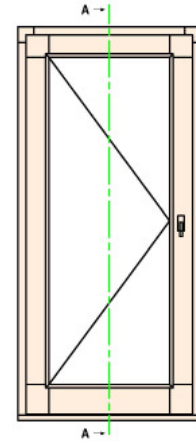
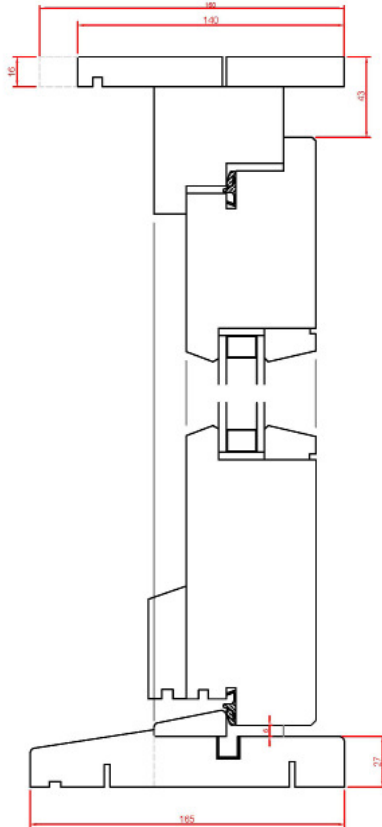
Entrance doors are available only as a full package including door jamb, threshold, multi-point locking system and door furniture.



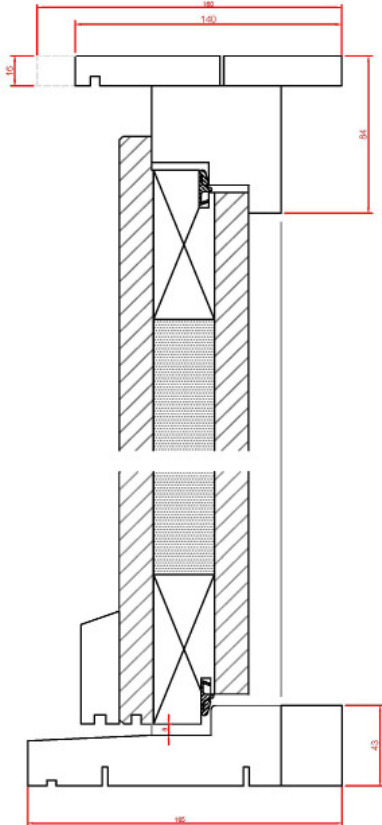
**SECTION A - A
OUTWARD OPENING**



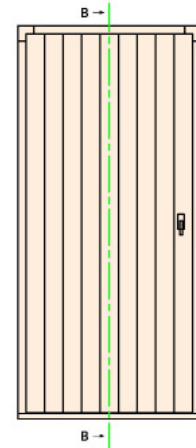
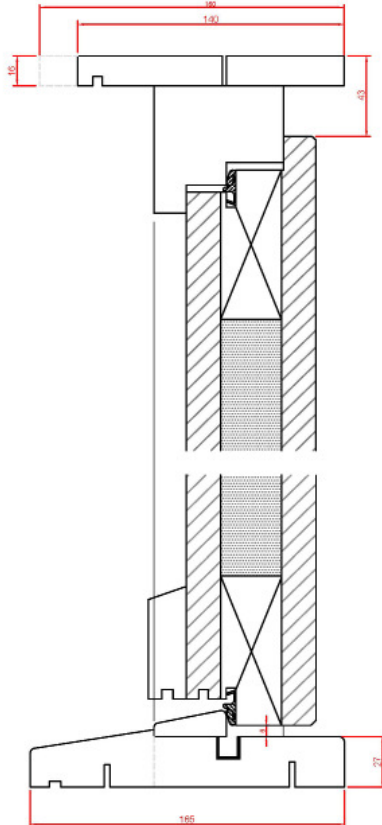
**SECTION A - A
INWARD OPENING**



**SECTION B - B
OUTWARD OPENING**



**SECTION B - B
INWARD OPENING**



Paarhammer Pty Ltd
 53 Haddon Drive
 Po Box 26, Ballan VIC. 3342
 tel: 03 5368 1999
 fax: 03 5368 1993
 email: mail@paarhammer.com.au
 url: www.paarhammer.com.au

Scale
 Do not scale drawings
 © Copyright Paarhammer Pty Ltd
 subject to change without notice
 Drawn
 Andrew Ferguson

Job/Drawing Name
**Entrance Doors with Reveals
 Glass and Solid Vertical Sections**

Job No D68A053
 Date 25/11/20

Size
 A0