

DB4 DESKPOWER™

Features:


- Thrust: up to 1000 N (per leg)
- Speed: up to 43 mm/s
- Standard installation dimension: 542 mm
- Standard stroke length: 675 mm
- Low noise level
- Separate motor cable (black, 1000, 2000, or 2500 mm)
- Bending moment has to be transferred to the customer's guidance
- Built-in limit switches (not adjustable)
- Brake double acting as the DL1/DL3
- Typical current consumption: 7.8 Amp. at max. thrust (per DB4)
- Hall sensor (enables parallel drive with the CBD4 control box)

Option:

- Mounting blocks

Usage:

- Single or parallel drive
- Duty cycle: 10% ~ 6 min. per hour or 2 min. at continuous use at full load
- Ambient temperature: +5°C to +40°C
- Compatible with control box CBD4 and the controls DP, DPA, and WDP
- Approved according to: EN 60335-1 and UL 73
- Storage and transport temperature: -20°C to +70°C



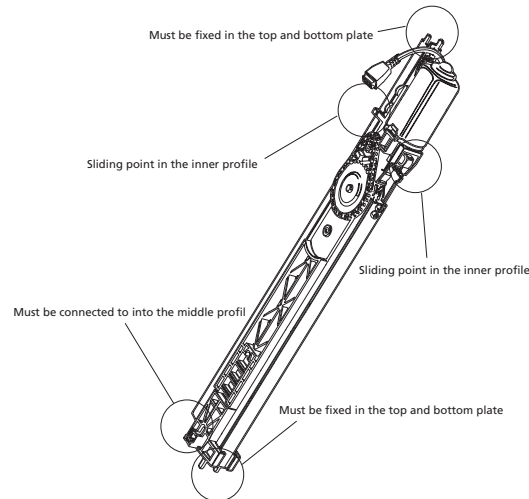
The DB4 DESKPOWER™ is a built-in actuator developed for various desk applications.

The DB4 is specially designed for easy integration in the customer's guidance to achieve the optimum freedom of design for desk applications due to the inline construction. The actuator is characterized by being very compact and having a very long stroke length in relation to its installation dimension.

The DB4 is made for 3-part telescopic guidances.

The DB4 can run as a single, 2, 3 or 4 parallel system. The parallel drive is constructed to compensate for an uneven load on the desk by means of the CBD4 control box.

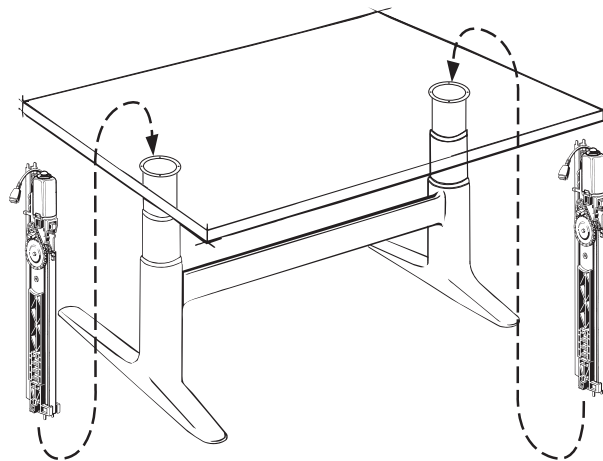
Mounting guidelines for the DESKPOWER™ DB4 system:



The guidances must be secured against rotation. For detailed information on how to mount the DB4, please contact technical support at LINAK A/S.



We recommend mounting the DB4 so that the upper rail is fastened to the side with the greatest moment load. The side slides must be adapted so that the DB4 is in parallel with the profiles and to obtain an easy slide fit between the DB4 and the inner profile. Bugs must be twisted opposite each other in an angle of approx. 80°. The friction in the guidance must be max. 150-200 N. The weight of the top frame + the desktop must be larger than the total friction in the guidances. Fastening of the DB4 in the middle profile must be strong enough to manage the maximum friction on the middle profile. Customer guidances must be built into the desk with regard to the conditions described in the DL4 section.



Example of how to mount the DB4 system.



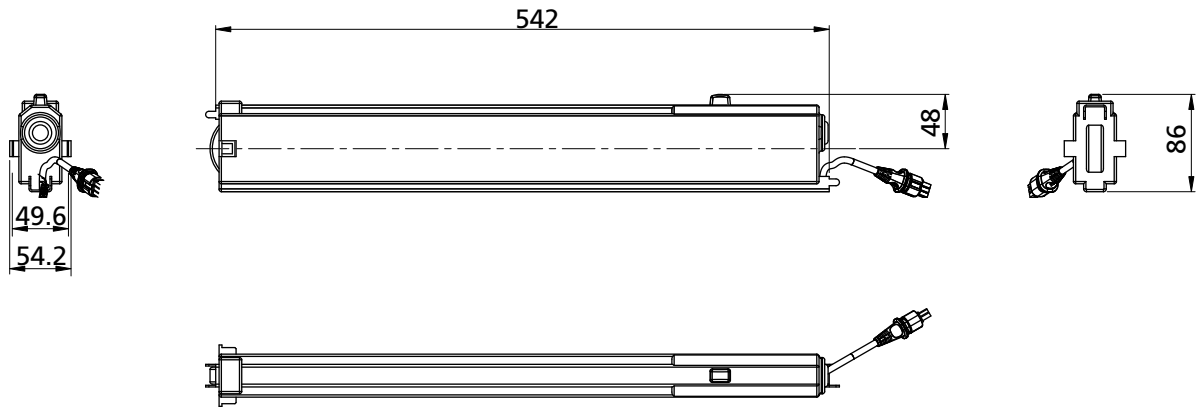
LINAK recommends that the DB4 DESKLINE® system should be used in push applications.



Placement of a motor directly above the columns may cause malfunction of the monitor. Magnets inside the motor may interrupt the picture on the monitor depending on the distance between the motor and the monitor and the type of monitor.

DB4 dimensions:

(standard with 675 mm stroke)



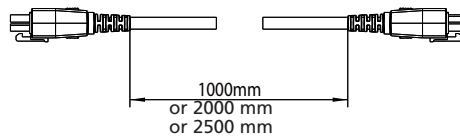
Technical specifications:

| Type | Gear ratio | Thrust max. per DB4 (N) | Max. Speed (mm/s) | Duty cycle (%) | Amp. at full load (per DB4) |
|----------------|------------|-------------------------|-------------------|----------------|-----------------------------|
| DB4 2 parallel | Standard | 1000 | 43 | 10 | 7.8 |
| DB4 3 parallel | Standard | 1000 | 43 | 10 | 7.8 |

Above measurements are made in connection with the CBD4 control box and with equal load on all lifting units.

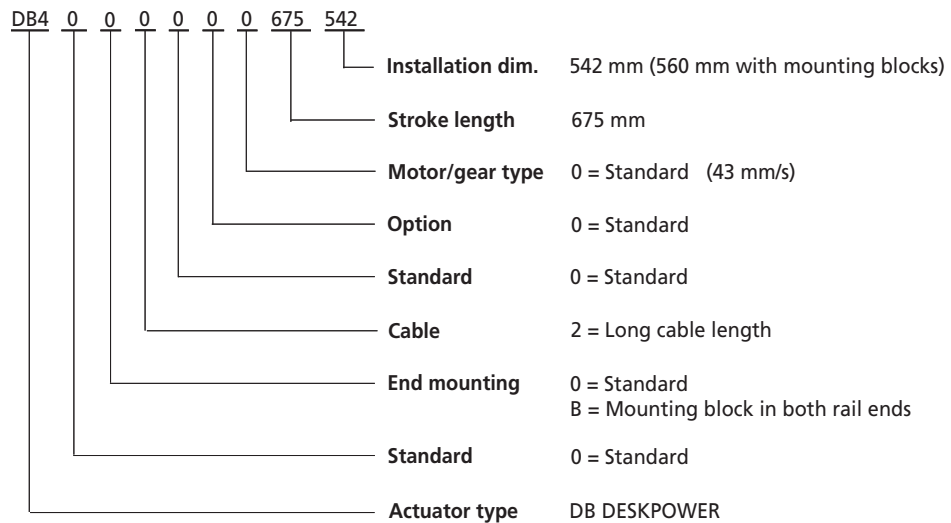
Cables:

LINAK offers only one motor cable length.
Ordering number: see ordering example



DB4

Ordering example:

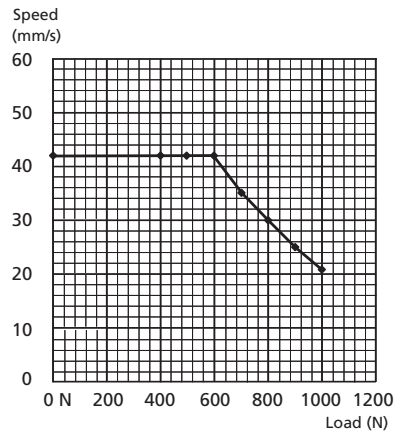


Motor cables must be ordered separately.

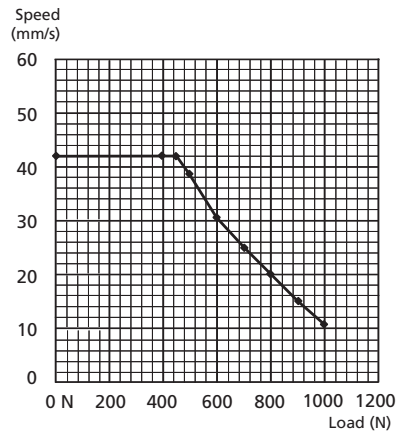
Ordering number: 0617100 (1000 mm black motor cable)
0617200 (2000 mm black motor cable)
0617250 (2500 mm black motor cable)

Speed and current curve
(measured with the CBD4 control box):

DESKPOWER DB4 Typical values

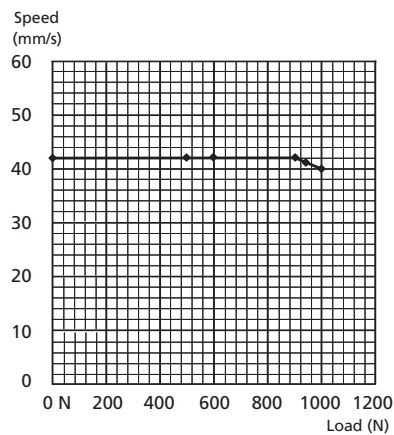


DESKPOWER DB4 Guaranteed values

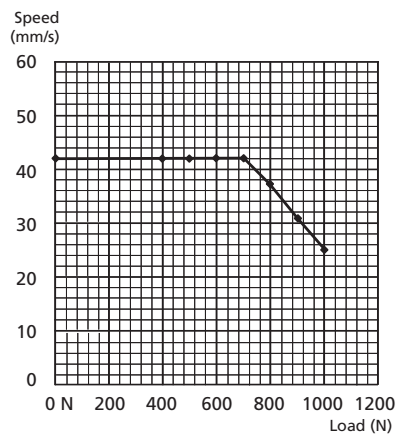


2 Parallel 200W

DESKPOWER DB4 Typical values

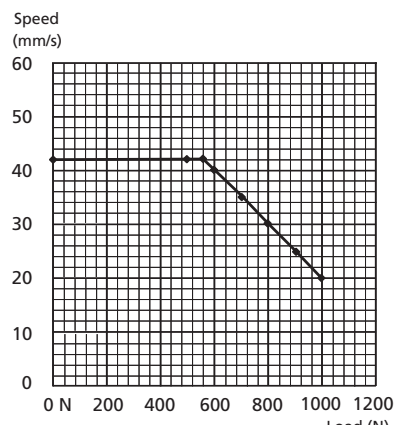


DESKPOWER DB4 Guaranteed values

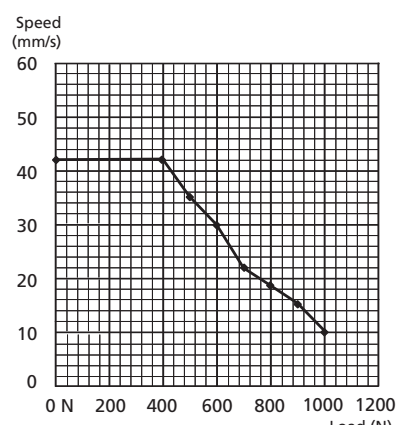


2 Parallel 300W

DESKPOWER DB4 Typical values



DESKPOWER DB4 Guaranteed values



3 Parallel 300W

Terms of use

The user is responsible for determining the suitability of LINAK products for specific application. LINAK takes great care in providing accurate and up-to-date information on its products. However, due to continuous development in order to improve its products, LINAK products are subject to frequent modifications and changes without prior notice. Therefore, LINAK cannot guarantee the correct and actual status of said information on its products. While LINAK uses its best efforts to fulfil orders, LINAK cannot, for the same reasons as mentioned above, guarantee the availability of any particular product. Therefore, LINAK reserves the right to discontinue the sale of any product displayed on its website or listed in its catalogues or other written material drawn up by LINAK. All sales are subject to the Standard Terms of Sale and Delivery for LINAK. For a copy hereof, please contact LINAK.