

CONVENTION CENTRE

Nuway[®]

**Value Engineered
Flooring Systems**



Nuway®

The mark of true performance

Nuway, the name synonymous with high quality entrance flooring systems. Wherever you see the Nuway mark you can be assured of true performance. Nuway has been at the forefront of specialist entrance flooring technology for over 80 years and is committed to long term

development, providing innovative, state of the art products to meet market and customer needs. Each product within the range had a unique design, specifically engineered to reduce soiling at the point of entry.

ENTRANCE FLOORING SYSTEMS SAVE MONEY



TUFTIGUARD™

Nuway®

Designed for premium performance

Versatile and hard wearing, Tuftiguard is suitable for all types of locations, whether high or low volume traffic. With indoor and outdoor options, Tuftiguard provides an attractive, durable, and proven by time solution to the problem of soiling.

INFINITE COLOUR & DESIGN OPTIONS


DURABLE AND SAFE

CUSTOM SOLUTIONS

LOW LIFE CYCLE COSTS

TECHNICAL SUPPORT & AFTERCARE

20 YEAR WRITTEN WARRANTY



TUFTIGUARD™ Nuway®

The custom entrance flooring system

Research shows that 90% of dirt and moisture entering a building is carried in by foot and wheeled traffic. Floor maintenance costs are proportional to the relationship between volume and type of traffic, the external environments and the size and position of an installed entrance flooring system.

80 years of experience confirms that Tuftiguard is effective in controlling floor maintenance costs and reducing slip hazards.



DESIGNED TO REMOVE DIRT AND MOISTURE AT THE POINT OF ENTRY

INFINITE COLOUR AND DESIGN OPTIONS

Unique colour match service
Handcrafted graphics and logos

DURABLE AND SAFE

Robust construction
Resistant to fungal and bacterial growth
Optimum surface friction
Fire safety tested
Non reflective aluminium available

CUSTOM SOLUTIONS

Craftsman controlled manufacture
Shaped to individual requirements

LOW LIFE CYCLE COSTS

Optimum dirt and moisture retention
Extends the life of secondary floor surfaces
Reduced cleaning and maintenance costs
Reversibility means longevity
Modular format

TECHNICAL SUPPORT AND AFTERCARE

Support available for designing, specifying,
installation, cleaning and maintenance

**20 YEAR
WRITTEN
WARRANTY**


Manufactured to Quality Management System ISO 9002



TUFTIGUARD™ Nuway®

Component configurations

Tuftiguard configurations are available with aluminium scraper bars to suit your requirements.



TUFTIGUARD PLAIN

Unbuffed rubber wiper strips with Aluminium scraper bars
Module 1 & 2
Open & Closed

12mm& 17mm
INTERNAL & EXTERNAL USE

TUFTIGUARD CLASSIC

Buffed natural grey wiper strips with Aluminium scraper bars
Module 1 & 2
Open & Closed

12mm& 17mm
INTERNAL USE

TUFTIGUARD DESIGNATE

Buffed wiper strips in standard colour range with Aluminium scraper bars
Module 1 & 2
Open & Closed

12mm& 17mm
INTERNAL USE

TUFTIGUARD SPECIGUARD


Buffed wiper strips natural grey and standard colours with PVC and Aluminium scraper bars
Module 1 & 2
Closed

12mm only
INTERNAL USE

TUFTIGUARD™ Nuway®

The anatomy

High quality component and innovative design combine to create pleasing looks and unparalleled performance.



1 LINKAGES

High tensile steel
Stainless steel wire optional



2 SCRAPER BARS & FEATURE STRIPS

Mill finished aluminium
Reversible




3 WIPER STRIPS

Prime rubber and polyamide
fibre composite
Reversible




4 OPTIONS

Available in
12mm or 17mm Depth



"Open or Closed" construction



Module 1 Closed



Module 1 semi-open



TUFTIGUARD™

Nuway®

Design and Select

APPLICATION - Internal only

WIPER STRIPS

Classic (Pile) - Natural

Design (Pile) - Standard colours

Plain (No Pile) - Black for exterior use only



(Sample shown)
12mm Nuway Designate
Module 2 Closed.

SCRAPER BARS - Aluminium


THICKNESS - 12mm or 17mm

MODULE - One or two

CONSTRUCTION - Semi-open or closed

NB: All dimensions quoted are approx.

WIPER STRIPS



Aluminium

SCRAPER BARS

CONSIDERATIONS

In very brightly lit areas the strong contrast between a light aluminium scraper bar and a dark wiper strip can sometimes create a strobe effect, which should be avoided. To avoid disorientating pedestrians affected by this type of visual disturbance consider using a less contrasting insert.

TYPICAL SPECIFICATION

Carpets / Resilient Finishes

Entrance matting

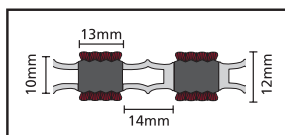
Manufacturer: Nuway Matting Systems, 393 South Road, Mile End, South Australia 5031, Tel: 1300 786 585, Fax: 1300 786 587

Product reference: Nuway entrance flooring system Tuftiguard Designate / Classic / Plain (Select option)

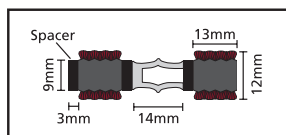
Installed in format in accordance with manufacturers instructions.

Nuway entrance flooring system of (and select) thickness, scraper bars, module, and type of construction.

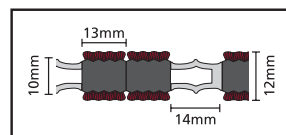
(Select from above and below)



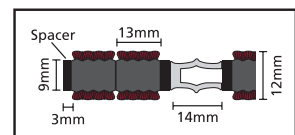
12mm Module 1 closed



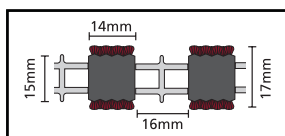
12mm Module 1 semi-open



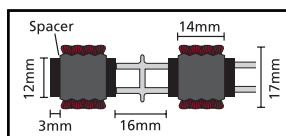
12mm Module 2 closed



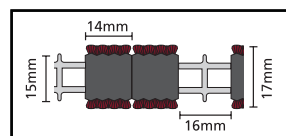
12mm Module 2 semi-open



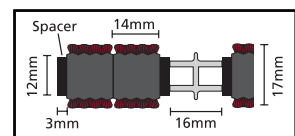
17mm Module 1 closed



17mm Module 1 semi-open



17mm Module 2 closed



17mm Module 2 semi-open



Intelligent Modularity in Action

Intelligent use of modules can be used to work with multi-directional traffic

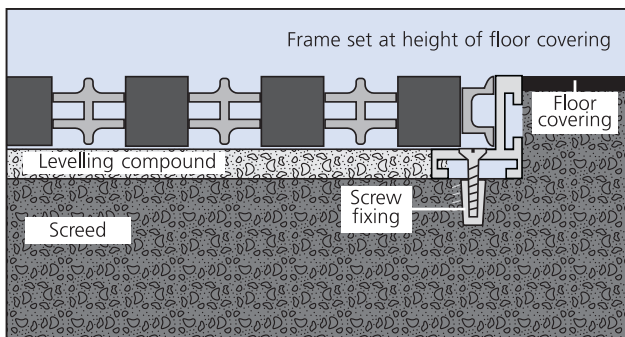
Improves performance and appearance with interchangeability and reversibility



Details and Accessories integral to successful installation

Recessed frames/installation

Nuway matwell frames are available in aluminium, and are designed to anchor into sand and cement screeds for secure site installation. All frames are custom built to fit specific site requirements, with curved shapes available to special order. Nuway frames are supplied in kit form for ease of transport, storage and on-site assembly.

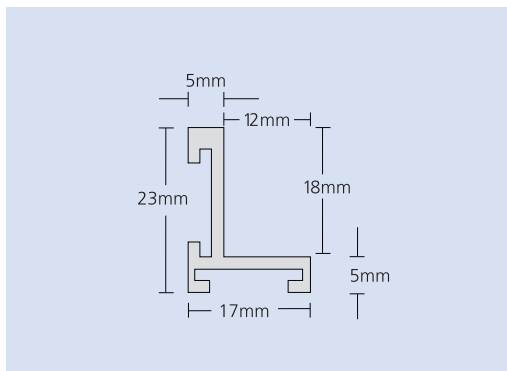


Cross section of matwell frame set into screed with screw fixing

Cleaning, maintenance and aftercare

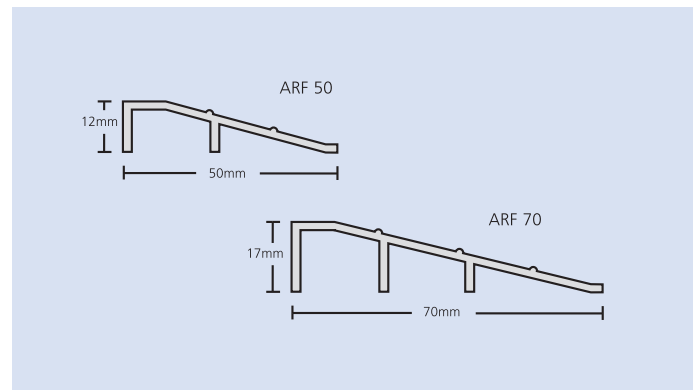
Nuway entrance flooring systems effectively stop dirt from entering a building. To maintain optimum performance, and for the warranty it is essential to regularly remove soiling to prevent the product from becoming saturated and lose its ability to perform. Detailed instructions are available on request.

Nuframe dimensional drawing



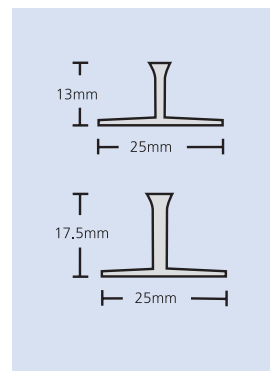
Ramped frames / Surface mounted installations

Internal and external ramp frames are supplied mitred. The surface is ribbed for enhanced grip.



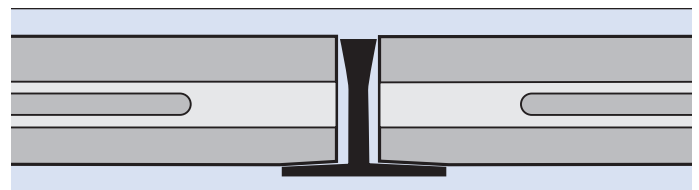
Nuway T-Bars

Nuway T-Bars can be used to provide a surface mounted matwell frame, mitred and screwed to the existing floor surface where the adjoining floor covering is of sufficient thickness.



Nuway T-Bars also provide separation between modules to facilitate easy removal for cleaning, reversibility and as rib alignment is not possible in many installations.

Available in aluminium, T-Bars are automatically included in each order as required.





Working with the market leader couldn't be easier. Nuway offer a personal service for specifiers.

Infinite shaping options

Nuway products can be provided in all shapes and configurations. The Nuway team can work from a template provided in consultation with our national team.

Adding a personality

Nuway's Tuftiguard systems can be personalised with copy, logos, crests and messages.

Intelligent Modularity

To maximise on capital outlay consideration should be given, in the planning stage, to the design of the mat layout. A symmetrical design enables the use of regular size modules, which may be interchanged to maximise wear without the overall appearance of the mat changing. For example the outer edge modules can be "swapped" with the centre section modules, which may have more traffic passing over them.

Configuration planning for multi-directional traffic

In large, multi-directional traffic installations optimise the performance with the flexibility of Nuway Modular tiles. These can be configured to enable

interchangeability and reversibility, for return on investment and appearance retention.

Site Preparation

The correct preparation is important to assure the durability and safety of Nuway products. Nuway Matting Systems are able to provide details of our approved, network of trained distributors.

Matwell subfloors

These must be of sound construction, dry, smooth and level. Prior to installation the surface should be clean and free from contamination.

Internal applications

The screed should be flat and level to accommodate the depth of the chosen mat.

External applications

Again the screed should be flat and level to the depth of the frame, and thought must be given to drainage.

NOTE: PVC is temperatures sensitive. In areas where temperatures may increase, such as in glass atriums, beneath hot air blowers, in sunlit facing areas or within heat curtains, please contact the Support Team on 1800 888 256 for advice on suitability.



TUFTIGUARD™

Nuway®

Specification Services

From the smallest to the largest installation. Nuway's Support Team is available to help you make the most effective product selection. From planning and design advice, product specification and installation, Nuway can help.

Free personalised service is backed up by years of experience



Aftercare

The Nuway Support Team is also available to advise on the most appropriate ways to care for your installation. To maintain optimum performance, appearance and longevity, regular cleaning is essential. Tuftiguard is simple to clean and requires only simple cleaning equipment and cleaning agents.

With years of experience in providing solutions to your entrance needs. The complexities of selecting entrance flooring systems is made simple by specifying with confidence.

Contact your Nuway Customer Service Centre to allow us to service your flooring needs.

Call us on Freephone 1800 888 256



Spectrum Floors
a 393 South Road, Mile End, SA 5031
t 1300 786 585 f 1300 786 587
e 393@spectrumfloors.com.au
www.spectrumfloors.com.au
© Copyright 2013

**QUALITY
EXPERIENCE &
INNOVATION
&
SERVICE**



SPECTRUM

www.spectrumfloors.com.au