
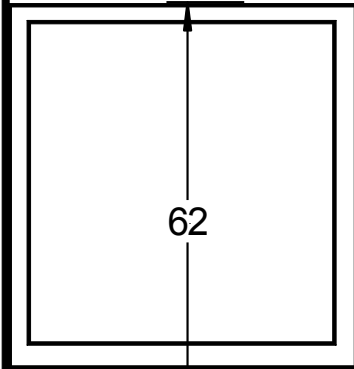
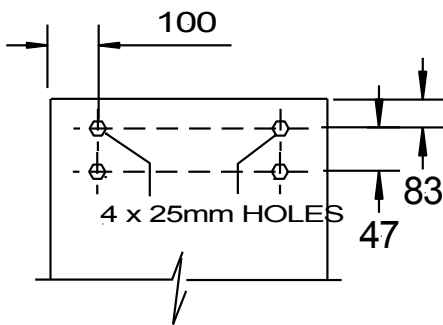


Structural support
box by others



Flush glazed bead system



25mm holes

8

195

130

47

17

Formula for door height:
The distance from the
underside of pelmet to
the highest floor
point less 20mm.= DH

iDoor