



# Altura Series<sup>®</sup> 145 High Performance, Zero-Vision Louvres



Designed with high performance in mind, the Altura Series<sup>®</sup> 145 Series<sup>®</sup> is an extruded aluminium vertical louvre that has been designed and engineered to provide maximum aerodynamics, rain defence and zero vision screening.

## Distinctive Features:

- 145mm deep, custom extruded aluminium full chevron louvre
- Vertical Louvre blade
- Blades are of extruded aluminium construction
- Ideal for plant room screens
- Ideal for enclosures with high ventilation requirements
- Installed in panels or as a continuous louvre

## Attention to Detail:

- Zero vision
- 60% free open area (FOA)
- 62.5mm blade pitch
- Maximum blade span: 1500mm
- Maximum blade length: 6500mm
- Designed, engineered and certified for incidental live load.



**EXCELLENT VENTILATION  
WITH ZERO VISION**

Performance tested to AS/NZS 4740:2000



Rain Defence: Standard: Class C

Aerodynamics: Standard: Class 1

Note: Full CFD report available on request.



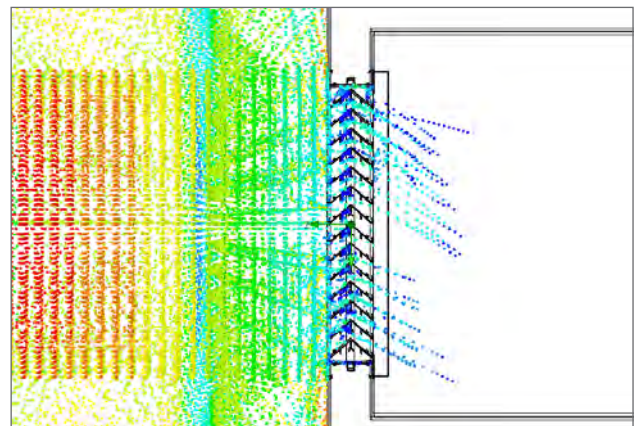
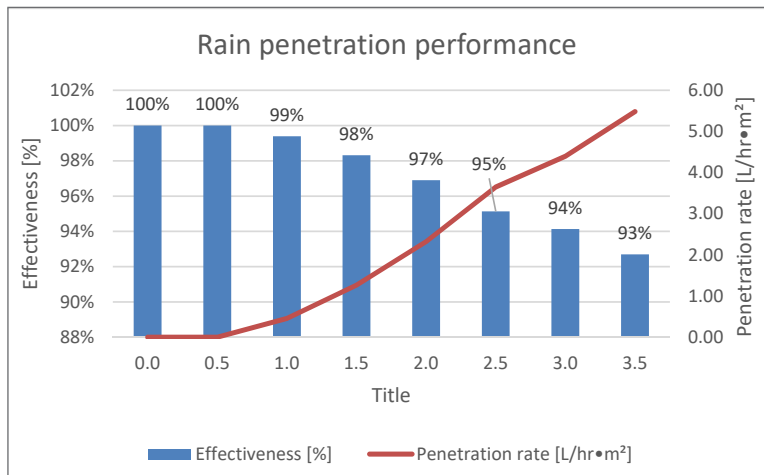
visit [louvreclad.com](http://louvreclad.com) phone 1300 165 678



## PERFORMANCE DATA

Altura Series®145 is an extruded aluminium 62.5mm pitch by 145mm deep vertical chevron Louvre that provides 60% Free Open Area, Class 1 for Aerodynamics and 95% effective Class C rain defence.

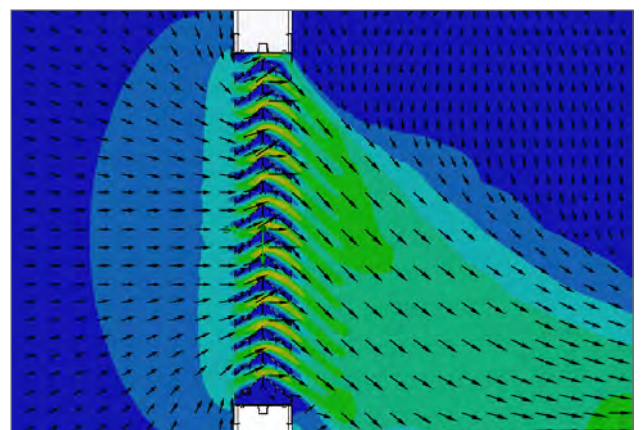
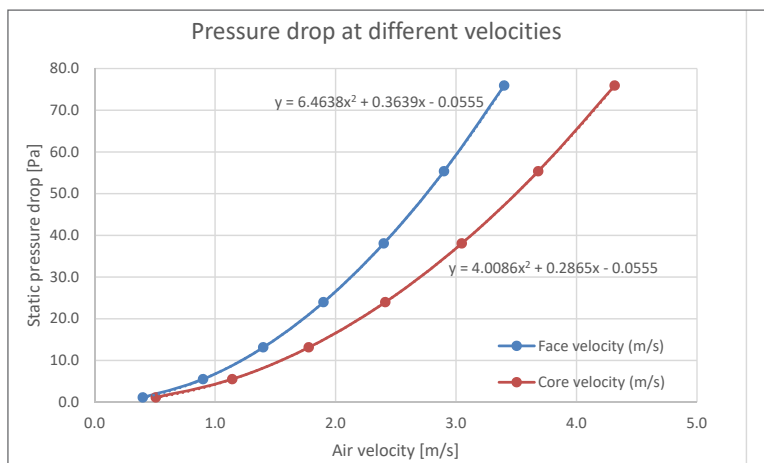
Designed with high performance in mind, the Altura Series has been created for commercial plant room enclosures where maximum airflow, good rain defence and zero vision are crucial. This high performance vertical louvre is an excellent lighter weight alternative to the Altura 300 that also provides Class 1 aerodynamics, zero vision screening and a contemporary clean line aesthetic.



Rain penetration  
[Plan View]

### Rain Defence tested to AS/NZS 4740:2000

Rain penetration analysis is tested to AS/NZS 4740:2000 and was conducted at a constant rain flow rate with ventilation rates ranging from 0.5m<sup>3</sup>/s to 3.5 m<sup>3</sup>/s. The results concluded that the Altura Series® 145 Louvre's average rain penetration effectiveness at core velocities from 0 to 3.5m/s was 95% effective achieving a Class C rating.



Velocity vectors  
[Plan View]

### Aerodynamics tested to AS/NZS 4740:2000

The aerodynamics and discharge coefficient analysis was conducted to AS/NZS 4740:2000 with the ventilation rate ranging from 0.4m/s to 3.4m/s. Table 2 summarizes the ventilator's aerodynamic performance at different face velocities. The Altura Series® 145 louvre performance resulted in an average discharge coefficient of the ventilator was 0.714 and the effective aerodynamic area was 0.31m<sup>2</sup> with Class 1 performance rating.

## DRAFT SPECIFICATION

Louvres will be Louvreclad Altura Series<sup>®</sup> 145mm deep, extruded aluminium full chevron louvre.

The louvre should provide zero vision & achieve 60% free open area. The louvre should be performance tested to AS/NZS4740:2000 and achieve a Class C for rain defencence and Class 1 for aerodynamics at velocities from 0.5-3.5m/s.

### Base Material & Finish

Louvres will be manufactured in [powder coated/anodised] aluminium finish in [state colour]

### Accessories

Louvres will be fitted with [nominate options/accessories from the selection].

### Installation and Mounting

Installation and mounting details will be designed in accordance with proprietary systems and recommendations as designed and manufactured by Louvreclad Pty. Ltd. Phone: 1300 165 678 Email: sales@louvreclad.com

### Base Material Options

- Aluminium

### Finishes Available

Choose from the following range of finishes:

- complete powder coated range
- complete anodised range

*Specialised coatings are also available on request.*

### Accessories

#### Bird/Vermin Mesh

Select from the following if required:

- galvanised
- galvanised powder coated
- stainless steel
- plastic
- perforated metal
- expanded metal

#### Insect Mesh

Select from the following:

- aluminium
- fibreglass
- stainless steel
- perforated metal

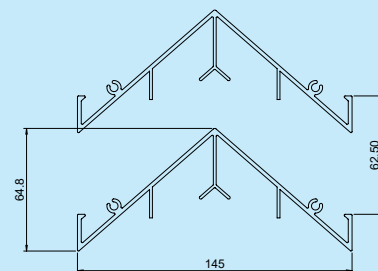
### Other Louvre Accessories


- Security screens and bars
- Intergrated louvred doors

## EARLY CONTRACTOR INVOLVEMENT

Early Contractor Involvement (ECI) can save money, save time and ensure the best outcome. Get in touch with one of our experts at design stage and ensure the success of your project. Whether it is a highly bespoke & complex brief that requires testing & prototyping or a simple design needing clarification around detailing, to achieve a high-end premium finish, attention-to-detail is essential.

## PROFILES





**i WOULD YOU LIKE TO KNOW MORE?**

If you have any questions about this product, or if you would like to speak to a member of our expert team about how we can tailor a solution for you, call: **1300 165 678** or visit: **[louvreclad.com](http://louvreclad.com)**