



## Delta Series<sup>®</sup> Single Stage Louvres



Louvreclad's Delta Series<sup>®</sup> is a high-strength rollformed perforated high tensile steel louvre that ensures high security while allowing good ventilation. Alternatively, Delta Series<sup>®</sup> can be specified without perforations for architectural features such as cladding or a privacy screen, or where blanked louvres are required.

### Distinctive Features:

- Available in a wide range of colours of the Colorbond<sup>®</sup> steel, Colorbond<sup>®</sup> Ultra & Metallic and the Zinalume<sup>®</sup> standard range
- Ideal for inverted louvre situations (eg plant screens)
- Provide blanked louvres and cladding when unperforated
- Perforations eliminate the need for bird/vermin mesh
- High-strength perforated louvre with excellent impact resistance

### Attention to Detail:

- 48% free open area
- 125mm blade pitch
- Maximum blade span: 2400
- Maximum blade length: 7200mm
- Maximum side channel length: 4000mm
- R<sub>w</sub> rating of 3



### SECURITY AND VENTILATION

Performance tested to AS/NZS 4740:2000



Rain Defence: Standard: Class D

Aerodynamics: Standard: Class 2

Note: Full CFD report available on request.

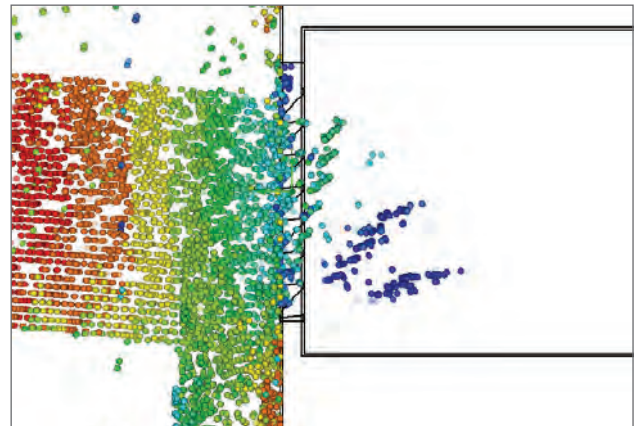
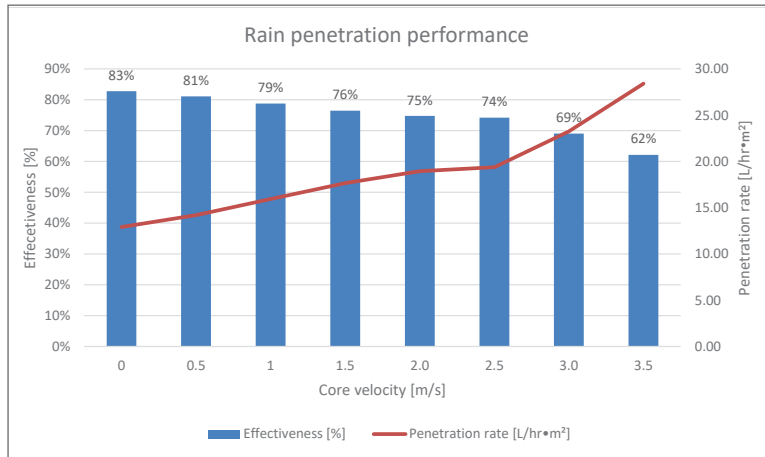
Acoustic tested to AS 1191:2002



visit [louvreciad.com](http://louvreciad.com) phone 1300 165 678

## PERFORMANCE DATA

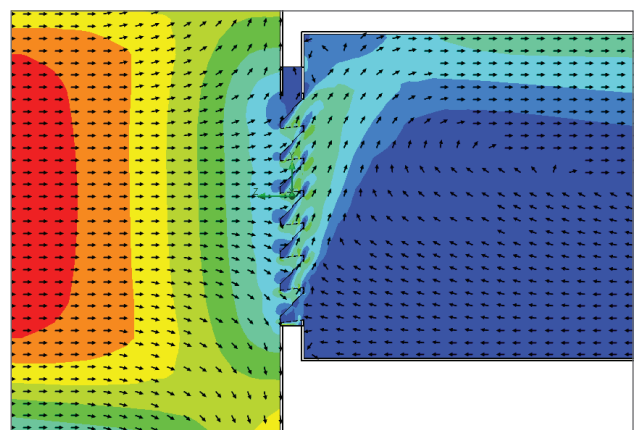
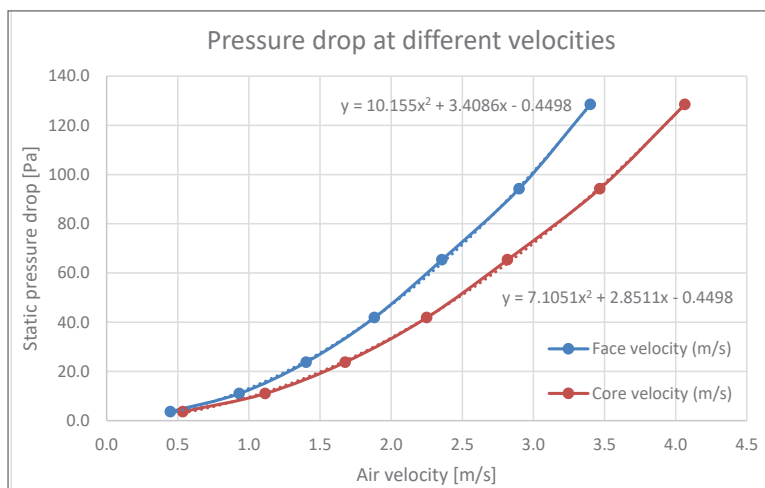
Performance tested to AS/NZS 4740:2000 Louvreclad Delta Series<sup>®</sup> is a 125mm pitch high-strength roll formed perforated steel weather louvre system achieves a Class D2 rating making it an excellent screening and ventilation louvre for applications that require good air flow and great security.



Rain penetration

## Rain Defence tested to AS/NZS 4740:2000

Rain penetration analysis is tested to AS/NZS 4740:2000 and was conducted at a constant rain flow rate with ventilation rates ranging from 0.5m<sup>3</sup>/s to 3.5 m<sup>3</sup>/s. The results concluded that the ventilator has excellent rain defence performance and is summarized in Table 2. The average rain penetration effectiveness at core velocities from 0 to 3.5m/s was 75% effective achieving a Class D rating.



Velocity vectors

## Aerodynamics tested to AS/NZS 4740:2000

This aerodynamics and discharge coefficient analysis was conducted to AS/NZS 4740:2000 with the ventilation rate ranging from 0.4m<sup>3</sup>/s to 3.4m<sup>3</sup>/s. Table 2 summarizes the ventilator's aerodynamic performance at different face velocities, resulting in an average discharge coefficient of 0.602 and effective aerodynamic area of 0.22m<sup>2</sup> while achieving a Class 2 performance rating.

**DAY  
DESIGN**

**ACOUSTIC LOUVRE  
INSERTION LOSS  
TEST CERTIFICATE**

**Test 4203H**



**Test Specimen:**

**Delta 125 Series Louvre**

**Australian Standards:**

Measured according to AS 1191-2002

**Test Specimen Dimensions:**

1800 mm (H) x 1200 mm (W) x 92 mm (D)

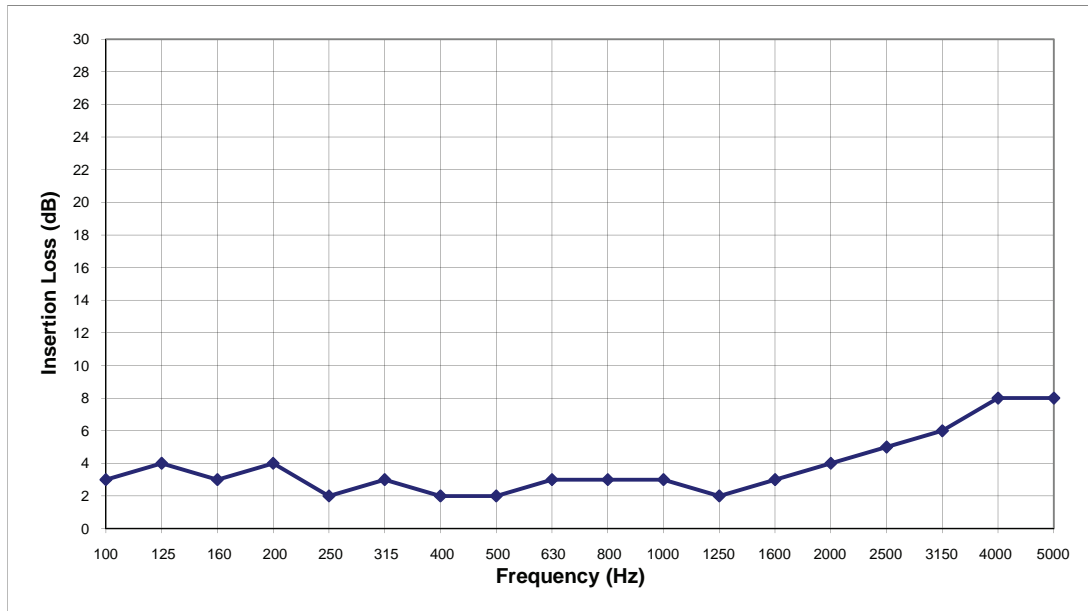

**Test Location:**

Twin Reverberation Rooms  
National Acoustic Laboratories  
126 Greville Street, Chatswood NSW

**Instrumentation:**

- Brüel and Kjær Two Channel Pulse Analyser (assembly 2825, 7521, 2 x 3015)
- Brüel and Kjær Cathode Follower type 2639
- Brüel and Kjær Cathode Follower type 2669
- Brüel and Kjær Microphone type 4144
- Brüel and Kjær Microphone type 4179
- Brüel and Kjær Sound Level Calibrator type 4231
- Yamaha Professional Sound Sources type S50

Frequency - Hz	Insertion Loss - dB	
	1/3 Octave	1/1 Octave
100	3	4
125	4	
160	3	
200	4	3
250	2	
315	3	
400	2	2
500	2	
630	3	
800	3	3
1000	3	
1250	2	
1600	3	4
2000	4	
2500	5	
3150	6	9
4000	8	
5000	8	

**Date of Test:** Tuesday, 25 August 2009  
**Project Number:** 4203H

**Test Engineer:** Alex Li, BE(Mech) Hons  
For and on behalf of Day Design Pty Ltd



## DRAFT SPECIFICATION

Louvres will be Louvreclad Delta Series<sup>®</sup> single stage louvre.  
Performance tested to AS/NZS 4740:2000 Delta Series perforated steel louvre achieves a Class D for rain defence and Class 2 for aerodynamics at velocities from 0.5-3.5m/s with 48% free open area.

### Base Material & Finish

Louvres will be manufactured using 0.55mm thick pre-finished high tensile steel [select base material] in [select colour].

### Accessories

Louvres will be fitted with [nominate options/accessories from the selection].

### Installation and Mounting

Installation and mounting details will be designed in accordance with proprietary systems and recommendations as designed and manufactured by Louvreclad Pty. Ltd. Phone: 1300 165 678 Email: sales@louvreclad.com

### Base Material Options

- Zincalume<sup>®</sup>
- Colorbond<sup>®</sup>
- Galvabond<sup>®</sup>

### Accessories

#### Insect Mesh

Select from the following:


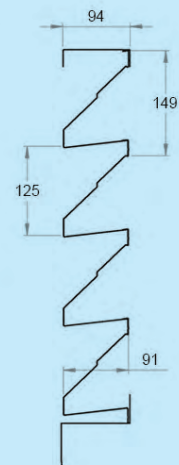
- aluminium
- fibreglass
- stainless steel
- perforated metal

### Other Louvre Accessories

- Security screens and bars
- Blanking
- Volume control dampers
- Fire and smoke dampers
- Dust filters
- 2nd Stage Louvres

## PROFILES

Delta Series<sup>®</sup> standard louvre



## EARLY CONTRACTOR INVOLVEMENT

Early Contractor Involvement (ECI) can save money, save time and ensure the best outcome. Get in touch with one of our experts at design stage and ensure the success of your project. Whether it is a highly bespoke & complex brief that requires testing & prototyping or a simple design needing clarification around detailing, to achieve a high-end premium finish, attention-to-detail is essential.

# Delta Series<sup>®</sup> Single Stage Louvres



## **i** WOULD YOU LIKE TO KNOW MORE?

If you have any questions about this product, or if you would like to speak to a member of our expert team about how we can tailor a solution for you, call: **1300 165 678** or visit: **[louvreciad.com](http://louvreciad.com)**