



Sheraton Series®



SCREENS

Louvreclad's Sheraton Series® is available in ellipsoid, bullet and panel configurations and is a versatile, cost-effective alternative to traditional feature fins and screens. The suite's greater depth provides substantial sun screening and distinctive architectural character.

Distinctive Features + Diverse Applications + Multitude of Benefits:

- Delivered to site ready-made for single-trade installation
- Concealed mounting is possible in certain applications
- A selection of widths, configurations and mounting options

Attention to Detail:

- 75mm depth
- Maximum blade span: 4500mm
- Designed, engineered and certified for incidental live load.

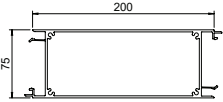
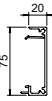
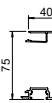
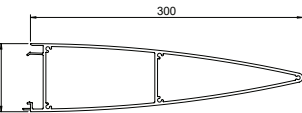
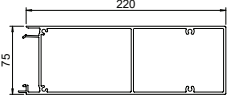
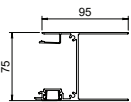
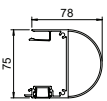
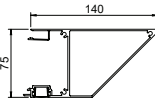
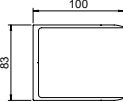


**ALTERNATIVE TO TRADITIONAL
FINS AND SCREENS**

 **LOUVRECLAD®**

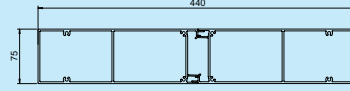
Thinking outside for inside performance



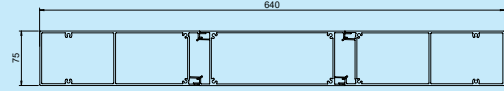
PROFILES		
Render	Code	Description
	SHE-PANEL	200mm Mid Panel
	SHE-20EC	20mm Cap
	SHE-40DC	40mm Cap
	SHE-BULLET	300mm Bullet
	SHE-220EP	220mm End Panel
	SHE-95H	95mm H Cap
	SHE-78BULL	78mm Bull Nose
	SHE-140CH	140mm Chamfer
	SHE-CHAN	100x83 Mounting Channel

TYPICAL CONFIGURATIONS

Panel:

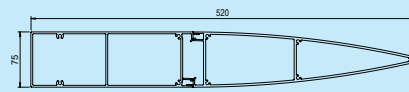


code: Sheraton 440 Panel

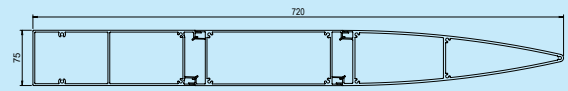


code: Sheraton 640 Panel

Bullet:

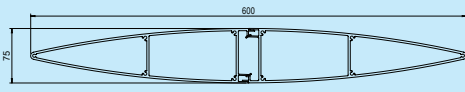


code: Sheraton 520 Bullet




code: Sheraton 720 Bullet

Ellipsoid:

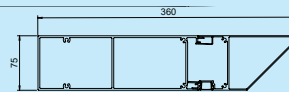


code: Sheraton 600 Ellipsoid

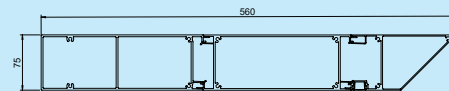


code: Sheraton 800 Ellipsoid

Chamfer:



code: Sheraton 360 Chamfer

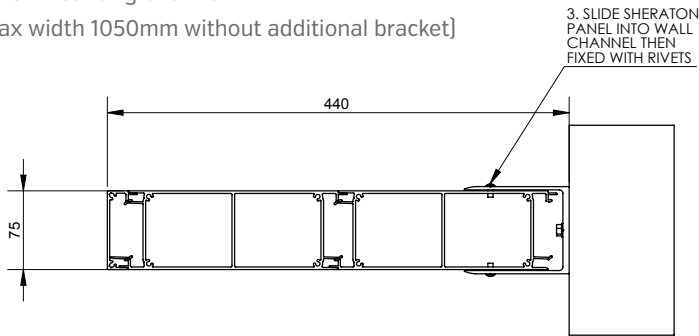


code: Sheraton 560 Chamfer

Typical Installation

1. Wall Mounting Channel

(Max width 1050mm without additional bracket)



DRAFT SPECIFICATION

Screens will be Louvreclad Sheraton Series® base module plus 200mm increments (state width) [Bullet/Panel/Ellipsoid]. Blades will be _____ [Operable/Fixed] if fixed (state pitch) mm pitch at (state angle)° angle.

Base Material & Finish

Screens will be manufactured in (powder coated/anodised) aluminium finish in (state colour)

Operation Method (if applicable)

The operation method will be (Electric Motor/Manual winder/other - choose method)

Control System (if applicable)

Automated Control will be by (specify sensors and control system)

Accessories (if applicable)

Screens will be fitted with (nominate options/accessories from the selection).

Installation and Mounting

Installation and mounting details will be designed in accordance with proprietary systems and recommendations as designed and manufactured by Louvreclad Pty. Ltd. Phone: 1300 165 678 Email: sales@louvreclad.com

Base Material Options

- Extruded Aluminium

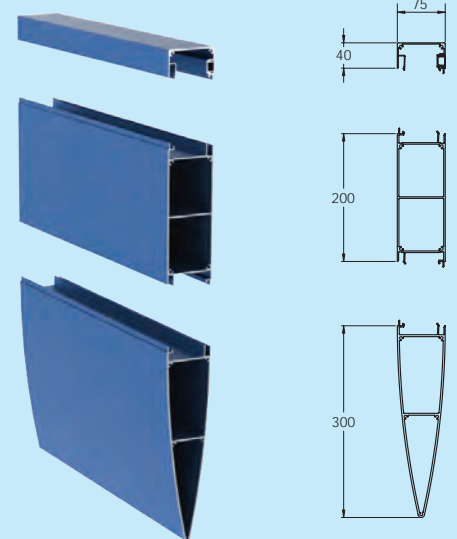
Finishes Available

Choose from the following range of finishes:

- complete powder coated range
- complete anodised range

Specialised coatings are also available on request.

PROFILES





i WOULD YOU LIKE TO KNOW MORE?

If you have any questions about this product, or if you would like to speak to a member of our expert team about how we can tailor a solution for you, call: **1300 165 678** or visit: louvreclad.com