



*Bildspec Series 100 Konnect™  
Operable Walls*

 **Bildspec**  
OPERABLE WALLS

# About Us

Bildspec was established in 1969 by Sydney engineer, John Ellacott. The business started off as the NSW distributor of an overseas company's range of folding doors and operable walls. When the overseas company went out of business in the mid 1980's, Bildspec started manufacturing our own range of operable walls from high-quality, locally sourced parts.

Bildspec quickly developed a reputation for providing industry-leading products within fast lead times, and at great value to customers, Australia-wide. This value does not only encompass price, but also product quality, speed to market and the overall level of customer service offered.

## Introduction


Series 100 Konnect™ combines the elegance of glass, with the strength and reliability of a Bildspec Operable wall.

Our Konnect™, combined with an unobtrusive panel frame, allows for maximum visual connectivity between spaces whilst preserving acoustic separation. This inter-space creation of a lighter, interconnected environment with acoustic integrity, is the key to Series 100 Konnect™.

Utilising the standard Bildspec vertical stile profiles, we can integrate our conventional Bildspec solid operable wall system to offer greater flexibility in design and usage.

The standard seal configuration is with fixed dual line triple finger sweep seals top and bottom (offering the smallest frame) however mechanical retractable floor seals can be optioned to increase ease of movement. This does however require a slightly deeper bottom rail to incorporate the mechanism.

The Bildspec Series 100 Konnect™ Operable Wall System has a 100mm panel thickness and is for internal applications only. Series 100 Konnect™ uses 6.38mm (or combinations up to 10.50mm for higher acoustic requirements) laminated glass which is dry glazed (to facilitate cost effective maintenance) in accordance with AS 1288.




# At Bildspec, we are always conscious that our customers are the very reason we exist!

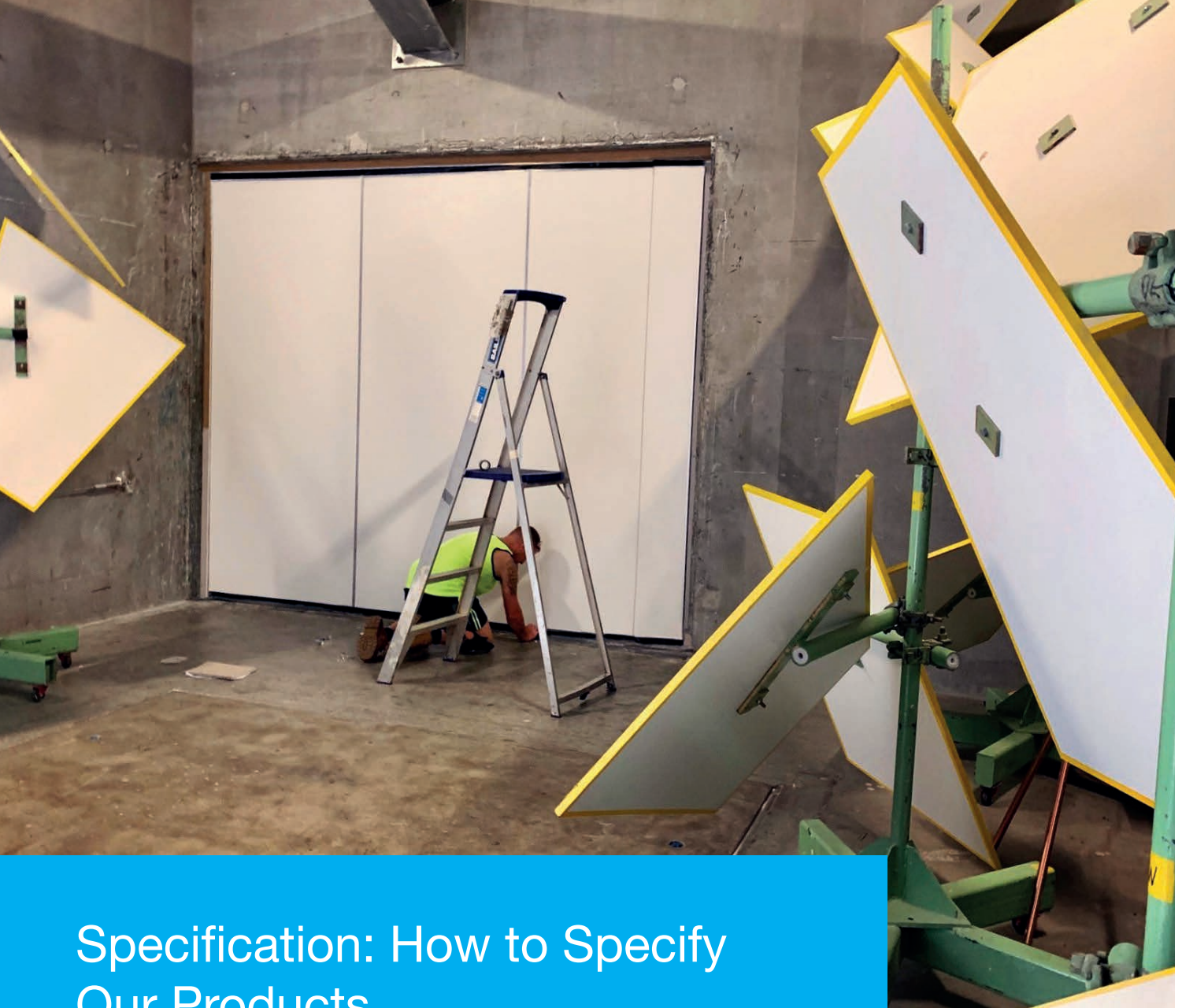
Customers are at the core of what we do.

Here are few of our service and care commitments to our customers:

- Our Operable walls are designed with the end user in mind.
- We offer early design stage consultation for space planning and costing.
- 2-year manufacturer's warranty as standard.
- Our systems have under gone all required acoustic and engineering tests to ensure they are robust and deliver the acoustic attenuation stated.
- Our operable wall systems have been designed to move easily with the aid of diverters to ensure the movement of the panels are as easy as possible for the end users.
- We have one of the shortest lead-times on the market and deliver to agreed timelines.
- Handover and demonstration to the end user are offered on all our jobs.
- Bildspec have implemented a continuous improvement program aided by customer feedback, design improvements and continuous laboratory testing.
- Our service department provides a quick response to any repair/service needs through our highly trained service technicians. However, as with any quality product, regular servicing and maintenance is recommended. We offer preventative maintenance agreements which are an effective way to ensure your operable walls are regularly inspected and serviced.



**Our commitment is to supply high-quality operable walls at competitive prices, as well as to provide innovative solutions & uncompromising after-sales service.**



# Specification: How to Specify Our Products

A typical example of a specification code for Series 100 Konnect™ is 100G/45/SD2. Read below for further information as to what this means:

## Step 1. Acoustic Performance (Rw):

This is the most important part of an operable wall specification. Please consider that selecting high acoustic ratings may not be necessary for your project or, that the surrounding structure (periphery) may not support it structurally or acoustically. Selecting higher than required acoustic ratings adds to project costs and adds weight to the overall system and components.

**Rw42** Normal speaking voices intelligible, generally suited to lower end applications where acoustic control is not required and the operable wall is to act more like a physical divide.

**Rw45** Normal speaking voices somewhat intelligible, you can understand some words and tonality. Suited to applications like school classrooms (EFSG standard), smaller 4 – 6 people meeting rooms, church halls and aged care facilities.

Bildspec's range has been tested to Australian Standard AS1191-200 (R2016) and AS/NZ ISO 717-1 (20040). The following is a guide to selecting what is appropriate for your project from our range:

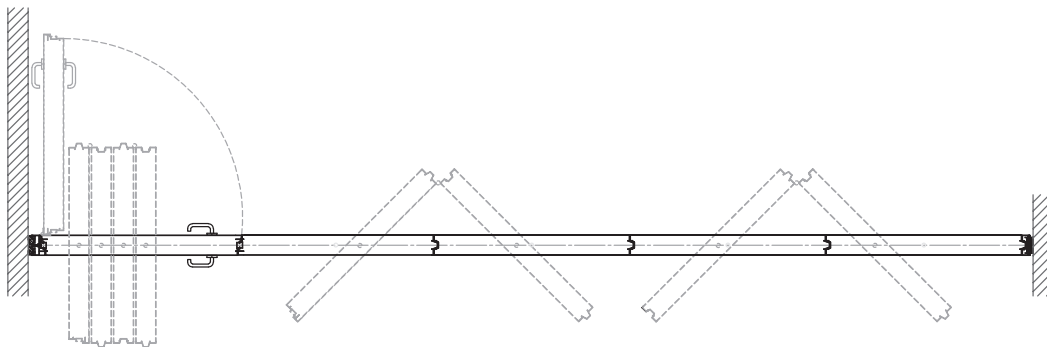
**Rw47** Normal speaking voices barely intelligible, suited to applications like 6 – 10 people meeting rooms, school halls, church halls and aged care facilities

**Rw49** Raised voices barely intelligible, suited to applications such as boardrooms, larger 8 – 12 people meeting spaces, smaller conference centres and hotel function rooms.

## Step 2. Stacking Arrangement:

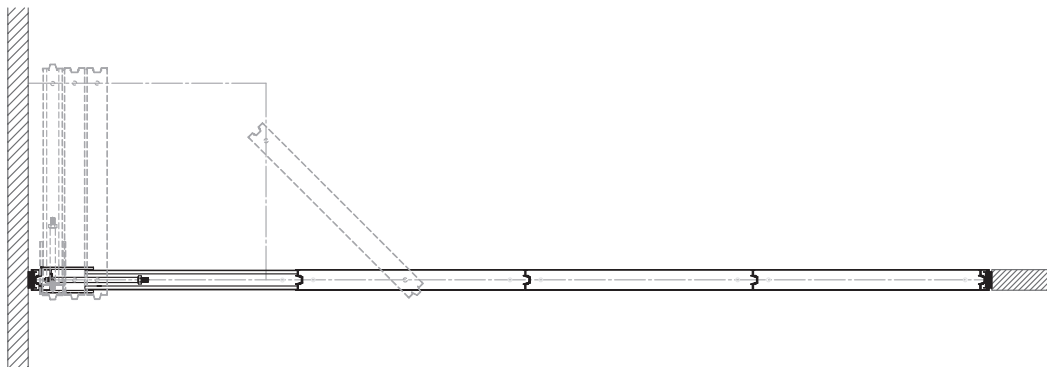
The next selection for your project is to choose how and to where the panels will stack away. There are 3 standard types to choose from **centre stack, side stack and remote stack**:

**Centre Stack** A single straight line of track where the panels turn perpendicular to the track. The carriers/trolleys are central to the panel and 50% of the panel is either side of the centreline of the head track. The panels fold away on the main run of track to one or both ends. Please note the head track will need to be supported continuously (all along each line of track) by either a concrete slab or a steel beam.



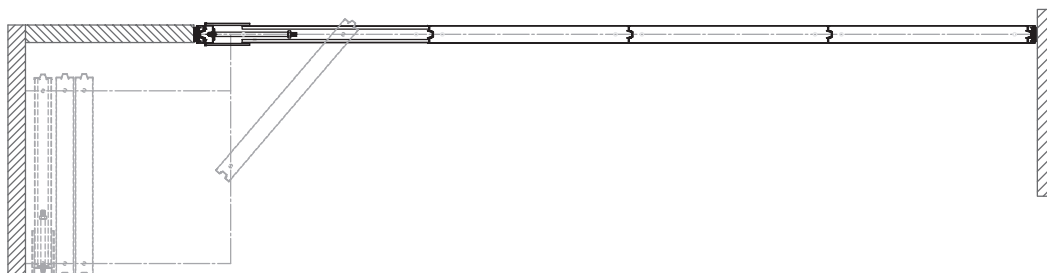
This is the simplest and most cost-effective way to stack away your panels. This system typically has the panels hinged in pairs for stability. By using our 4 bearing trolleys, the end user can glide the panels away and transform the space as required.

**Side Stack** There is a main, straight line of track, with the stacking area mainly off to one side of the track only (looks like an h shape). The panels run along the main line of track and turn perpendicular to the track. The carriers/trolleys move 95% to the side of the centreline of the head



track, with only one carrier/trolley staying on the main line of the track. Please note the head track will need to be supported continuously (all along each line of track) by either a concrete slab or a steel beam\*.

**Remote Stack** There is a main, straight line of track, with the stacking area completely off to one side of the track only (looks like a one-handed Trident/pitchfork). The panels run along the main line of track and turn perpendicular to the



track with both carriers/trolleys 100% off the centreline of the head track, and normally stacking into a formed pocket or stacking bay\*.

\*Bildspec offer two types of tracking systems to accommodate both the high-end user or heavy weights. These are our premium Number One Track and Curves, or our cost-effective Number Two Track, which incorporates high and low rollers to carry the panels.

### Step 3. Seals - Top and Bottom:

Our systems incorporate a number of seal configurations dependant on the site conditions and the application.

#### Type 1 Sweep / Sweep

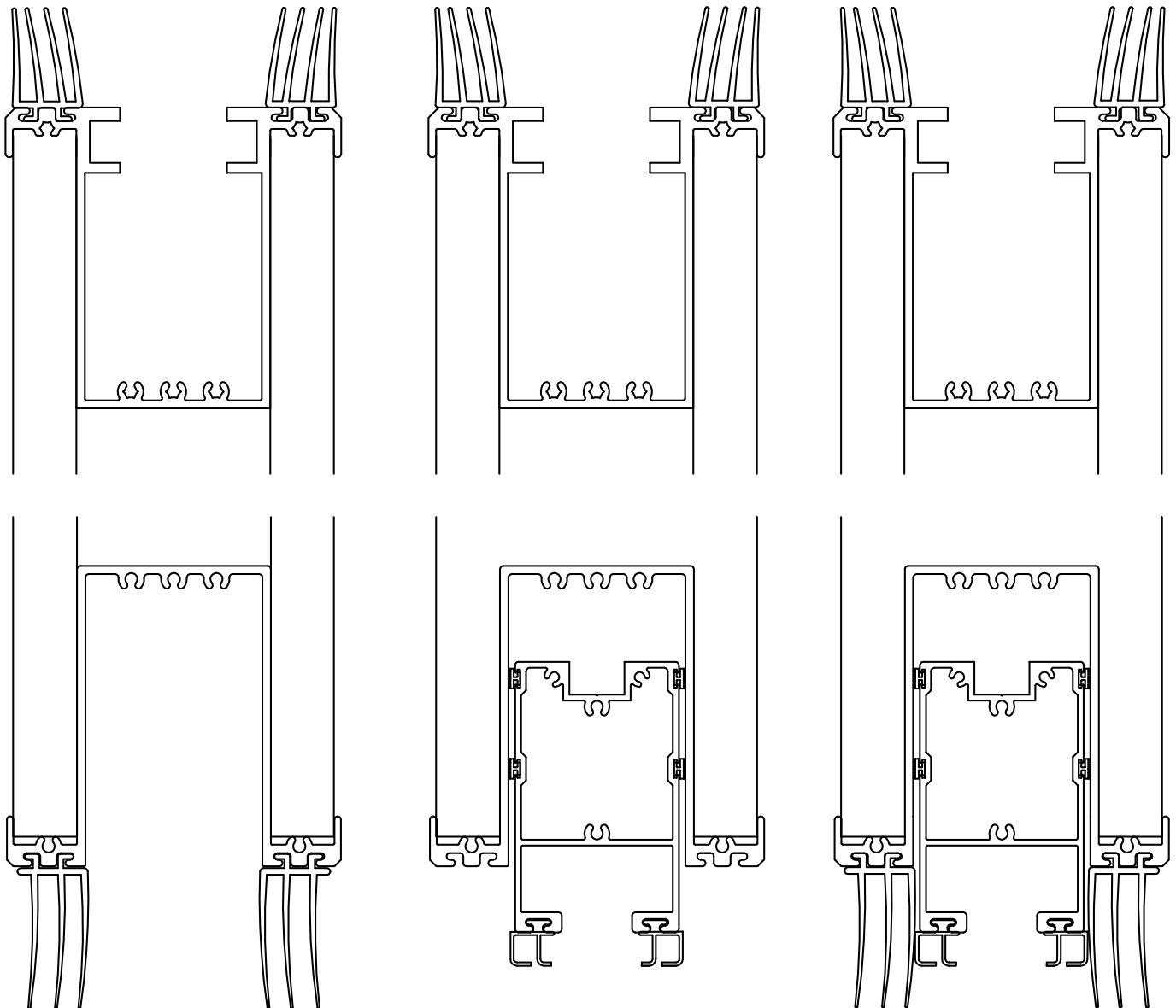
Our basic offering being a dual line of fixed triple finger sweep seals top and bottom, which can be trimmed to the floor. These are a cost-effective option, however they can cause friction when the panels travel over the floor's high points which in turn makes the panels harder to move.

#### Type 2 Sweep / Retractable

Our recommended and standard offering of dual line fixed triple finger sweep seals at top and mechanical retractable seals at bottom. This assists the friction free movement of the panel offered by the retracting bottom seal. Furthermore, with a seal travel of 35mm, panels are able to accommodate more inconsistencies in undulating floor levels.

#### Type 3 Sweep / Sweep & Retractable

For higher acoustic applications Rw47 and above, Bildspec suggest a combination of fixed dual line triple finger sweep seals and mechanical retractable seals to the bottom. This still gives the panels the added manoeuvrability of the retracting seal while providing a stronger sound barrier by adding a fixed dual line of fixed triple finger sweep seals.





### Sydney

4/4-6 Lilian Fowler Place  
Marrickville NSW 2204  
1300 967 672

### ACT

1300 967 672

### Brisbane/Gold Coast

Distributor - Australian Trellis Doors  
QBCC Lic: 15029633  
1300 838 259

### Melbourne

1300 967 672

### South Australia

1300 967 672

