


# OPENGRID INSTALLATION GUIDELINES



# CONTENTS

## LAY ON

3D \_\_\_\_\_ 5

2D \_\_\_\_\_ 6

GET IN TOUCH \_\_\_\_\_ 7

# PRE INSTALLATION

## ACCLIMATISATION

Panels need to acclimatise to the environment before installation. Please contact your local Decor Systems representative for more information.

## DECOR SYSTEMS CARE & MAINTENANCE

### INTRODUCTION

This panels system is a highly durable modular wall and ceiling panelling system that is factory finished. Substrates include MDF, plywood, fibre cement and metal.

### CARE AND MAINTENANCE

#### General Regular Cleaning

This is best carried out with a sponge or soft cloth and any household cleaning detergents. Abrasive cleaning agents must not be used.

#### Polishing

The product is suitable for polishing with a soft cloth if required.

## Graffiti Removal

Pressure pack (ie. Paint) damage is usually easily removed by wiping with mineral turpentine saturated rag within 48 hours of application.

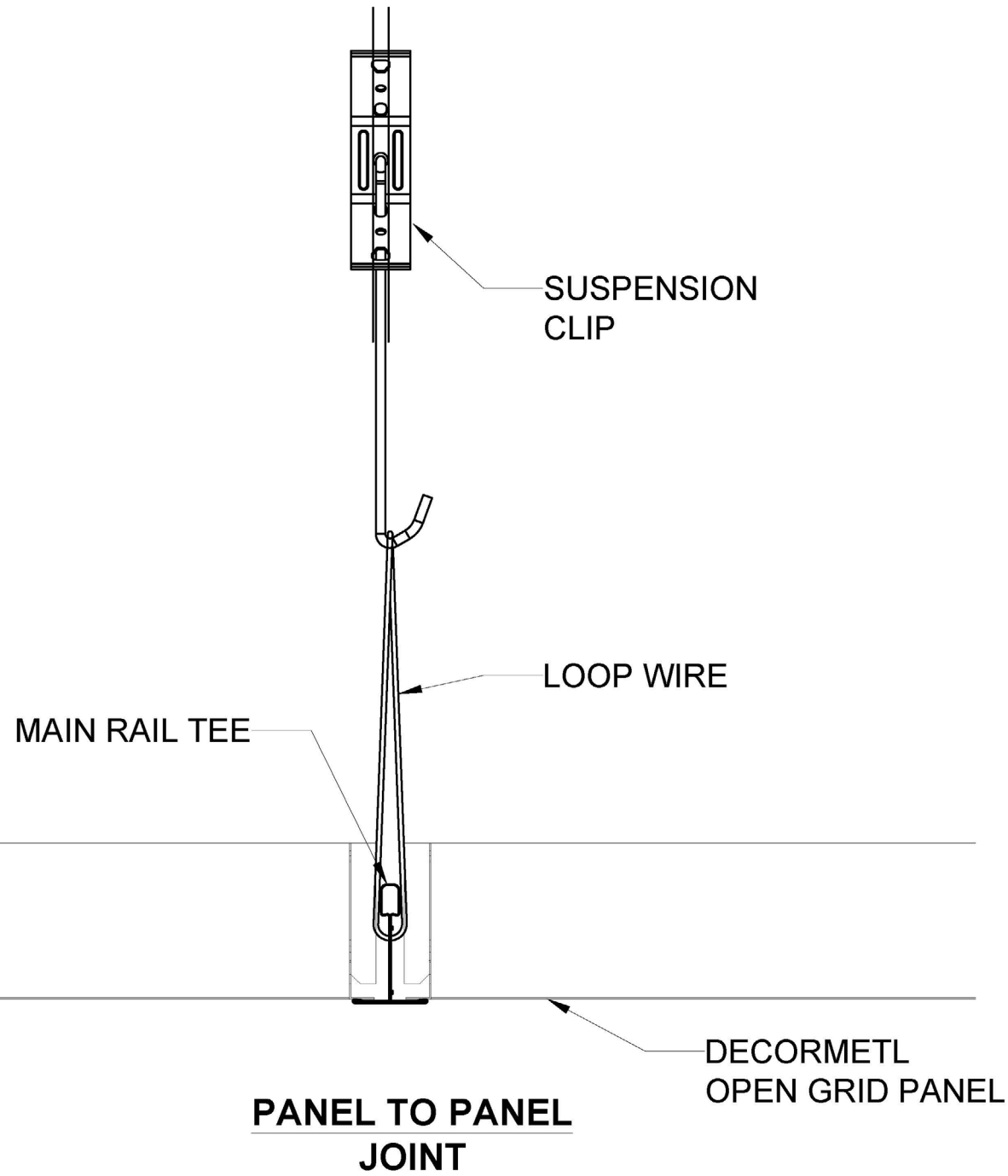
Felt tipped marker damage should be removed using methylated spirits- again, within 48 hours.

## Mechanical Damage

Should the panels be physically scored, chipped or scraped in any way please consult Decor Systems for the best method of repair/replacement.

Scratch damage can usually be repaired simply by the application of the topcoat colour (available from the manufacturer) using a fine camel hairbrush.

DISCLAIMER: ANY ADVICE, RECOMMENDATIONS, INFORMATION, ASSISTANCE OR SERVICE PROVIDED BY DECOR SYSTEMS IN RELATION TO GOODS MANUFACTURED BY IT OR THEIR USE AND APPLICATION IS GIVEN IN GOOD FAITH AND BELIEVED BY DECOR SYSTEMS TO BE APPROPRIATE AND RELIABLE. SINCE THE USE AND APPLICATION OF THIS PRODUCT IS BEYOND OUR CONTROL WE CANNOT BE HELD RESPONSIBLE FOR PRODUCT FIELD PERFORMANCE. THE INFORMATION PRESENTED ABOVE IS THE RESULT OF OUR CONSIDERABLE EXPERIENCE WITH THIS PRODUCT BUT IS NOT TO BE CONSTRUED AS A PERFORMANCE WARRANTY



Disclaimer:

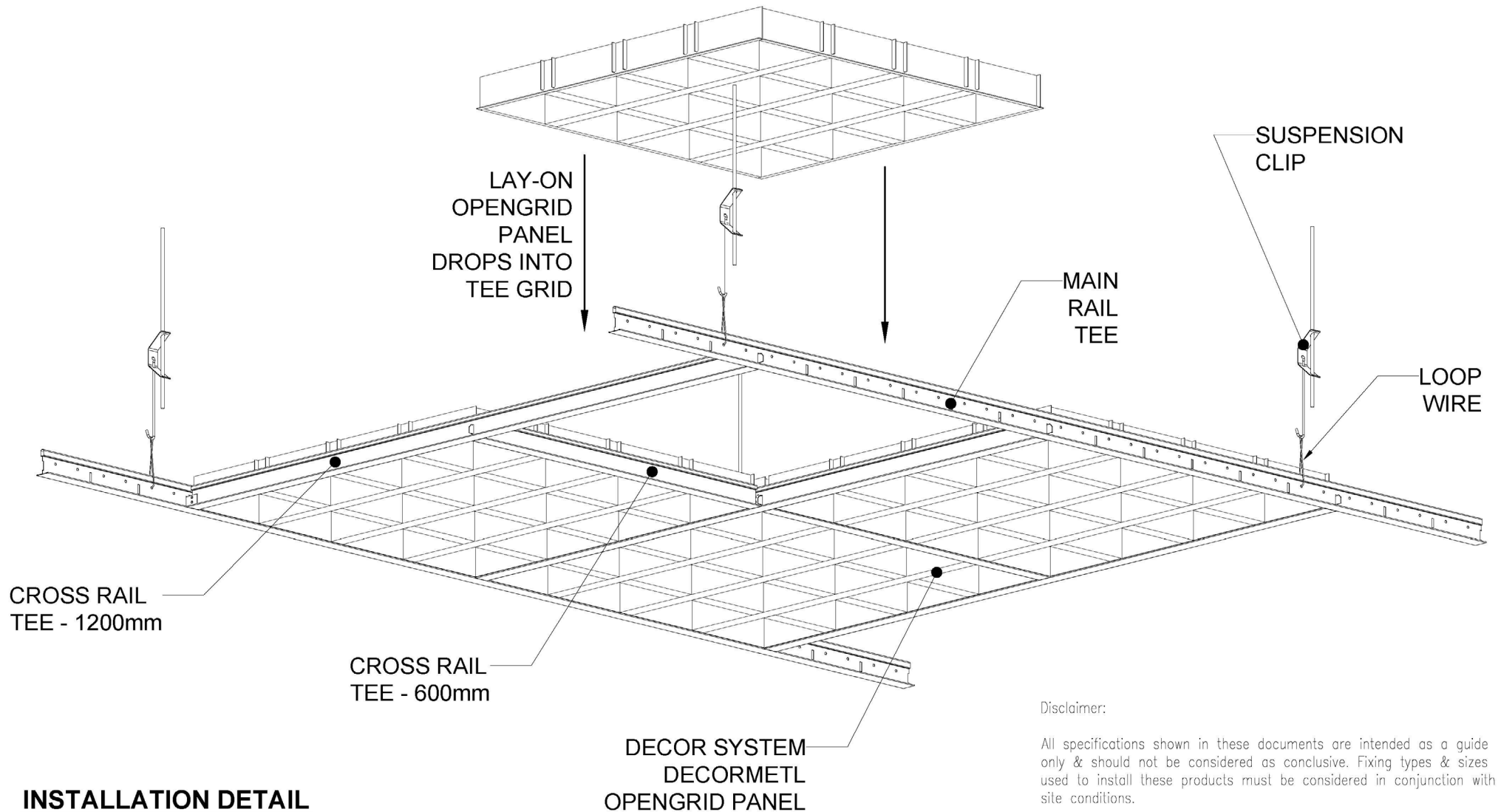
All specifications shown in these documents are intended as a guide only & should not be considered as conclusive. Fixing types & sizes used to install these products must be considered in conjunction with site conditions.

It is the users responsibility to ensure the use of this document coincides with their own judgement and is appropriate for the application. Decor Systems cannot be held responsible for any consequences arising from the improper use of this material (whether negligence or otherwise).

THESE DESIGNS, DRAWINGS & SPECIFICATIONS & COPYRIGHT THEREOF ARE THE PROPERTY OF DECOR SYSTEMS AUSTRALIA & MUST NOT BE USED, RETAINED OR COPIED WITHOUT THE WRITTEN AUTHORITY OF DECOR SYSTEMS AUSTRALIA.



FRAMING:  
- T-GRID AND SUSPENSION BY OTHERS



## INSTALLATION DETAIL

### Disclaimer:

All specifications shown in these documents are intended as a guide only & should not be considered as conclusive. Fixing types & sizes used to install these products must be considered in conjunction with site conditions.

It is the users responsibility to ensure the use of this document coincides with their own judgement and is appropriate for the application. Decor Systems cannot be held responsible for any consequences arising from the improper use of this material (whether negligence or otherwise).

THESE DESIGNS, DRAWINGS & SPECIFICATIONS &  
COPYRIGHT THEREOF ARE THE PROPERTY OF  
DECOR SYSTEMS AUSTRALIA & MUST NOT BE  
USED, RETAINED OR COPIED WITHOUT THE WRITTEN  
AUTHORITY OF DECOR SYSTEMS AUSTRALIA.



# GET IN TOUCH

CONTACT

[1800 835 035](tel:1800835035)

[letstalk@decorsystems.com.au](mailto:letstalk@decorsystems.com.au)



DECORSYSTEMS.COM.AU