

Newport Stepped Expression

Newport Stepped Expression

COMBINATION NCFP 130 x 17, NCSP 27 x 67, NCSP 27 x 39, NCFP 27 x 17, NCSP 27 x 91

Profiles


Newport Stepped Expression

FLAT SERIES


NCFP 27 x 17




NCFP 52 x 17



NCFP 81 x 17



NCFP 130 x 17



NCFP 162 x 17



STEP SERIES

NCSP 27 x 39



NCSP 27 x 67



NCSP 27 x 91



Interior use

Exterior use


Variety is the spice of life

Urbanline's Newport Castellation® Stepped Expression injects flavour to any project with a boundless array of looks and effects with eight, interchangeable and different-sized profiles. This freedom of expression is a designers dream with any look possible with an unlimited number of combinations.

Newport Corrugated Clad

Profile Code	Cover (mm)	Thickness (mm)	Spotted Gum	Ironbark	Blackbutt	Pacific Teak	Rosewood	Merbau
NCFP 27 x 17	27	17	✓	✓	✓	✓	✓	✓
NCFP 52 x 17	52	17	✓	✓	✓	✓	✓	✓
NCFP 81 x 17	81	17	✓	✓	✓	✓	✓	✓
NCFP 130 x 17	130	17	✓	✓	✓	✓	✓	✓
NCFP 162 x 17	162	17	✓	✓	✓	✓	✓	✓
NCFP 27 x 39	27	39	✓	✓	✓	✓	✓	✓
NCFP 27 x 67	27	67	✓	✓	✓	✓	✓	✓
NCFP 27 x 91	27	91	✓	✓	✓	✓	✓	✓

Newport Hardwood Cladding and Panelling



NC 120 x 19 BG15 SPOTTED GUM

The complete cladding system

It's new: the exciting Newport Hardwood range of cladding and panelling now offers even more choice and convenience. It features stunning, innovative profiles in a selection of elegant and reliable hardwoods.

This natural timber cladding and panelling system comprises precision machined tongue and groove profiles, proprietary cornerstops and end trims manufactured from only the best Australian hardwoods & imported species.

Ideal for:

- Exterior architectural features
- Commercial cladding & panelling
- Interior architectural features
- Municipal design
- Residential housing
- Rainforest retreats
- Coastal locations
- Hospitality building designs



NC 120 x 19 BG15 SPOTTED GUM

Features and benefits



Warmth and beauty of natural timber

Adds the breathtaking beauty of timber to prestigious projects in a sleek and contemporary manner.



No substitute

The natural timber dimension gives life, depth and warmth, for which there is no substitute when combined with steel, stone and glass.



Australian hardwoods

Produced in naturally durable Australian hardwoods.



Secret fix system

Features concealed fixing, flush fitting trims and furniture grade machining for a high quality finished result.



Combinations

Can be combined with our InStyle Decking in similar species to carry a consistent theme throughout a project.



Fire rating

Industry standard.

Species



Spotted Gum [Eucalyptus Maculata]

With a striking appearance and a high degree of natural durability and strength, Spotted Gum is ideal for a variety of structural, exterior and interior applications. It's highly valued in the design world for its back-sawn grain structure, attractive markings and vibrant colours.



Red Ironbark [Eucalyptus Sideroxylon]

Hard, hardwearing and durable, Red Ironbark can be used for a wide range of external applications, especially engineered structures and building construction materials. Colour varies from pale to rich reds and browns.



Blackbutt [Eucalyptus Pilularis]

Blackbutt is used for structural, exterior and interior applications, including cladding, internal and external flooring, decking, joinery, landscaping and furniture. Its colouring ranges from cream to pale brown, sometimes with a tinge of pink.



Pacific Teak / Vitex [Vitex Cofassus]

This attractive, stable timber is used both outside and in, for applications including joinery, decking, claddings, panelling, posts, wharf structures, rails, and beams. Vitex is known for its distinctive leathery feel and smell.



Rosewood [Pterocarpus Indicus]

This medium sized hardwood is usually golden yellow brown or blood red, which evens out over time to honey brown. In its sawn form, it is easily worked with hand and machine tools, and while hard to stain, it polishes to a lustrous finish.



Merbau [Intsia Bijuga/Palembanica]

Merbau, commonly known in Australia as Kwila is a popular hardwood for use internally and externally due to its versatility, natural durability and strength. It has a coarse but even texture and can be painted, stained or polished.

NC 120 x 19 BG5 SPOTTED GUM, NC 70 x 19 BG5 SPOTTED GUM PRE-COATED IN BURNTWOOD SATIN

Why Newport Hardwood Cladding & Panelling?



Quality

- Our profiles are precision machined to a furniture grade finish, requiring virtually no further sanding prior to applying surface finishes. All timber is visually graded to our Natural Select grade which comprises a minimum 2/3 Select and maximum 1/3 standard according to AS 2796.2. We ensure the stability of our timber by kiln drying to 10-14% moisture content.



Durability

- All of our hardwoods fall into the durability class 1 above ground category according to AS 5604
- Above-ground life expectancy greater than 40 years.
- Heartwood naturally termite resistant (applicable to H2 in AS 1604), sapwood treated to H3 specification.



Fire resistance

- Spotted Gum and Blackbutt satisfy the definition of fire retardant-treated timber as specified in AS 3959.
- If the application is considered to be extreme, contact Urbanline for further advice.

To be successful with hardwoods, be sure to consider

- Expansion on large dimensions based on moisture content from local climate and exposure to direct sunlight.
- Whether to maintain the timber colour with regular application of oil-based timber preservative, or allow the timber to weather to a soft grey colour which requires minimal maintenance.
- Junctions and abutments to other services for flashings and waterproofing. Proprietary flush fitting stops take care of most vertical joints but horizontal flashing needs to be Zinclume or similar. Urbanline can assist with identifying problem areas.
- Limitation of butt joints, using Z flashing as an express joint for vertical cladding, or vertical express joints for some horizontal cladding to limit the need for large quantities of long lengths.



NC 120 x 19 BG15 SPOTTED GUM

Tips and hints for working with timber



NC 120 x 19 BG15 SPOTTED GUM

It's an unchangeable fact that timber moves however, if the potential for movement is calculated and considered in design and installation, most problems can be avoided.

If timber moves in installation it is always a reaction to change of circumstance and cannot be considered defective unless proven to be outside the specified moisture content range at time of delivery. By far the most movement occurs across the width of a backsawn board.

Timber expands and contracts in width in direct proportion with an increase or decrease in moisture content due to changes in temperature and humidity.

By predicting the range of movement in a given application, you can then allow for it by: leaving room for expansion between the boards, expansion joints if necessary, choosing suitable species or changing the width of a board.

The following factors influence movement:

- Tangential shrinkage rate of the species [rate of shrinkage across the width of a backsawn board].
- Annual cycle of weather – available from internet.
- Level of exposure to sun/weather i.e. direction, overhanging eaves, shadows etc.
- Size of the area to be clad.
- Waterproofing and water runoff.
- Weather protection in construction.

The standard profile design allows 2mm expansion and 7mm contraction which is sufficient for normal conditions. The important thing is to identify the possibility of excessive conditions and make sure these are provided for.

Urbanline offers the service, on request, of calculating the maximum moisture content and hence the expansion and contraction in an area based on the information provided by the Bureau of Meteorology and the tangential shrinkage factor. Don't hesitate to discuss with us any concerns you may have on your project.

Note: Urbanline can only offer advice and cannot accept liability for on-site reactions.

Further product information and downloads for Newport Stepped Expression are available at urbanline.com.au



Installation instructions



Product care



CAD files



Technical information



Like what you see?

Get in touch and order your free sample today!

Phone 1300 658 638 **Email** sales@urbanline.com.au

For further product information and downloads **Visit** urbanline.com.au



Building better choice