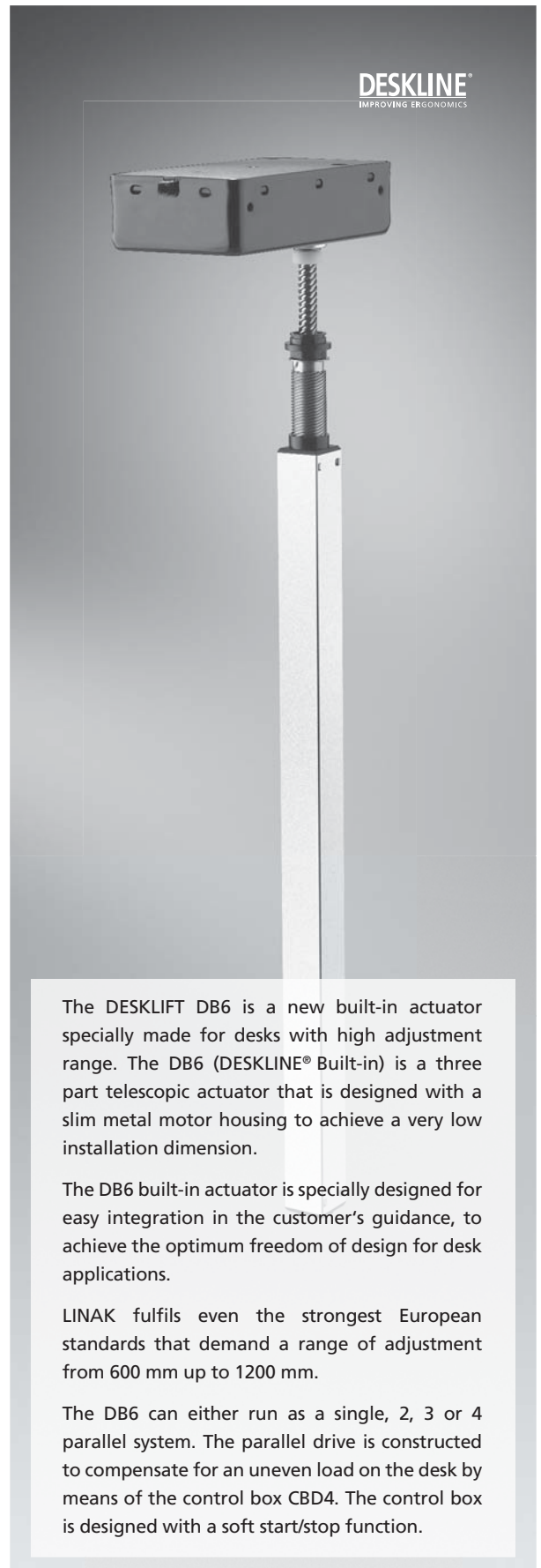


BUILT-IN DB6

Features:

- Short cable mounted on DB6 for connection to CBD4 with separate DESKLINE® motor cable
- Max. thrust 800 N (per leg)
- Duty cycle: 10% ~ 6 min. per hour or 2 min. at continuous use at full load
- Max. speed: 38 mm/sec.
- Standard stroke length 650 mm
- Installation dimension 530 mm
- Max. dimension of outer tube: 30 x 30 mm
- Dimension motor housing 177 x 97 x 46 mm
- Bending moment has to be transferred to the customers guidance
- Low noise level.
- Brake single acting as LA31
- Colour: Black motor housing and aluminium square tube
- Hall sensor (enables parallel drive with control box CBD4)
- Ambient temperature: +10°C to +40°C
- Compatible with DESKLINE® controls DP, DPA, DPB and WDP
- Will be approved according to EN 60335-1 and UL 962



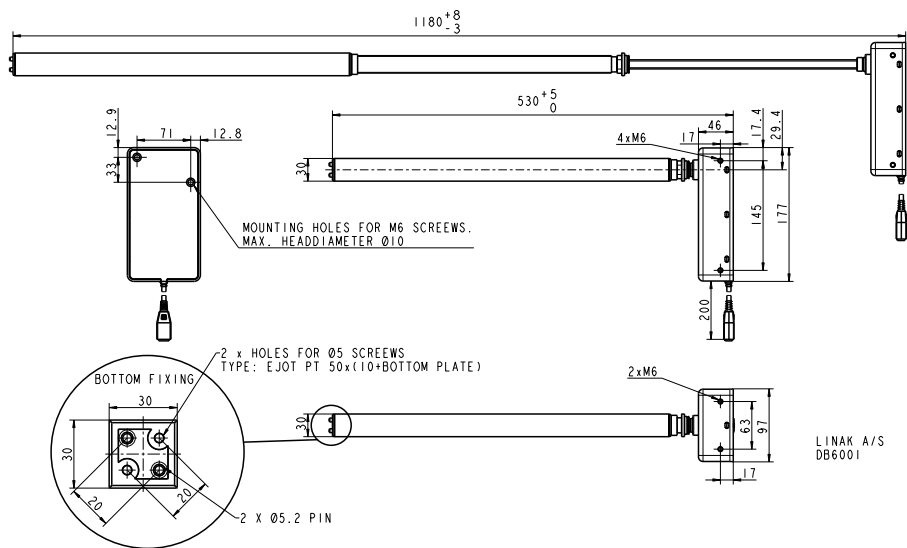
The DESKLIFT DB6 is a new built-in actuator specially made for desks with high adjustment range. The DB6 (DESKLINE® Built-in) is a three part telescopic actuator that is designed with a slim metal motor housing to achieve a very low installation dimension.

The DB6 built-in actuator is specially designed for easy integration in the customer's guidance, to achieve the optimum freedom of design for desk applications.

LINAK fulfils even the strongest European standards that demand a range of adjustment from 600 mm up to 1200 mm.

The DB6 can either run as a single, 2, 3 or 4 parallel system. The parallel drive is constructed to compensate for an uneven load on the desk by means of the control box CBD4. The control box is designed with a soft start/stop function.

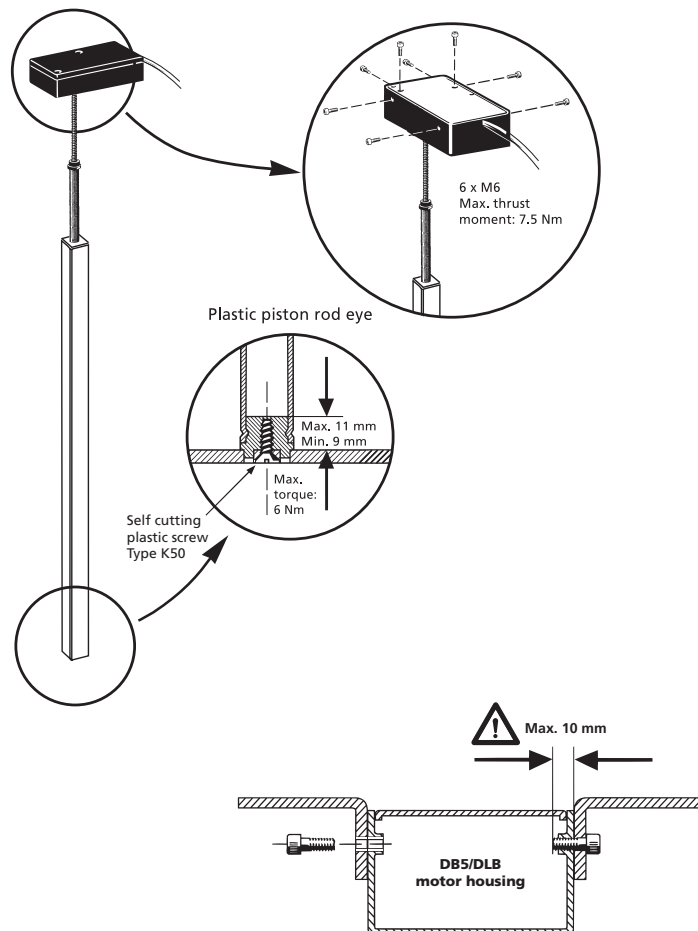
Dimensions: (standard with 650 mm stroke):



Mounting guidelines for DB6:

The motor housing is supplied with 6 pcs. M6 threaded holes meant for mounting on the desk frame. We advise you to fasten the desk frame by means of 6 pcs. M6 screws of a good quality and a suitable length, which must not go further into the motor housing than max.10 mm. The thrust moment must not exceed 7.5 Nm.

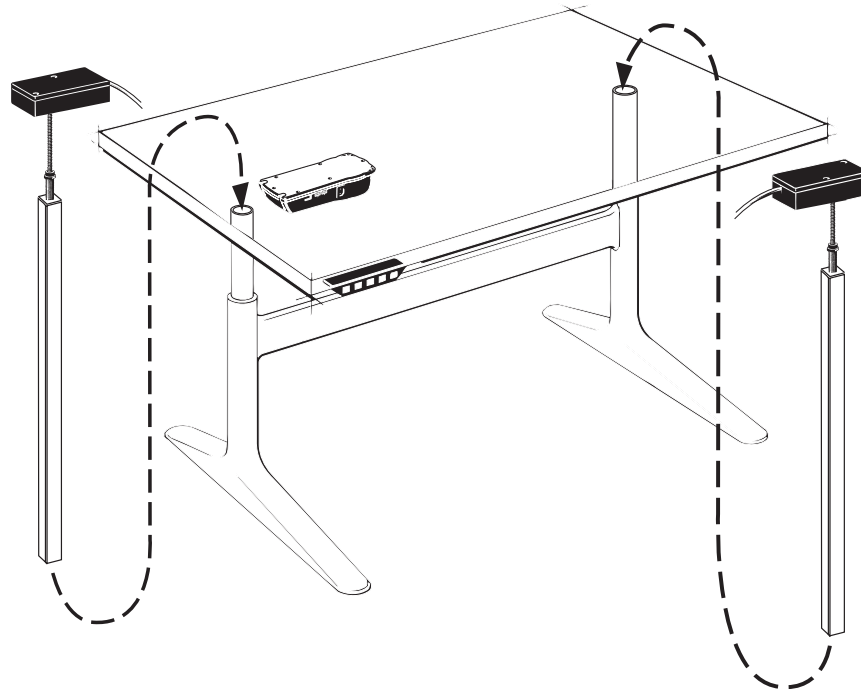
The motor housing can also be mounted by using 2no. M6 screws with 10 mm diameter heads fitted through the two uppermost holes (as shown).



It is important that the correct screws are used.

Check that the screws are fitted correctly to ensure a correct function in order to prevent the guidance from coming apart when the desk top is lifted.

Example of how to mount the DB6 system:



LINAK recommends that the DESKLINE® DB6 system should be used in push applications with the motor housing mounted upwards.

Placement of a monitor directly above the motor housing may cause a monitor malfunction. Magnets inside the motor may disrupt the picture on the monitor depending on the distance and type of monitor. If this is the case the problem may be solved by placing an iron plate/tube or another magnetic material, somewhat larger than the motor housing, between the motor and the desk top.



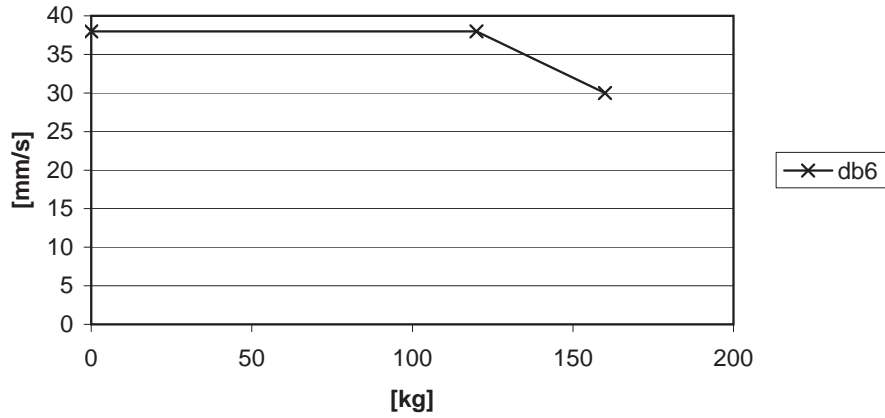
Please observe that the piston rod eye does not have the same dimensions as the piston rod eye known from DB1! – The pins are larger and two screws are used for mounting.

Technical specifications:

Type	Spindle pitch (mm)	Thrust max. per DB6 (N)	Self-lock per DB6 (N)	Speed at full load (mm/s)	Duty cycle (%)
DB6	20	800	800	38	10

Speed curve:

2 x DB6 with CBD4



Above data is measured in connection with two lifting units DB6 and control box CBD4 with the large transformer. The desk is driving upwards.



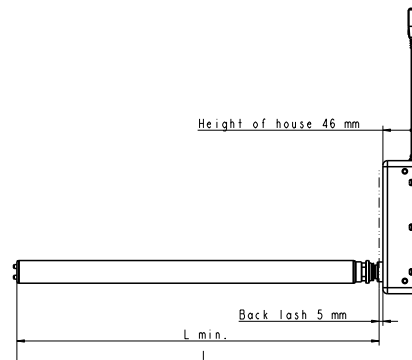
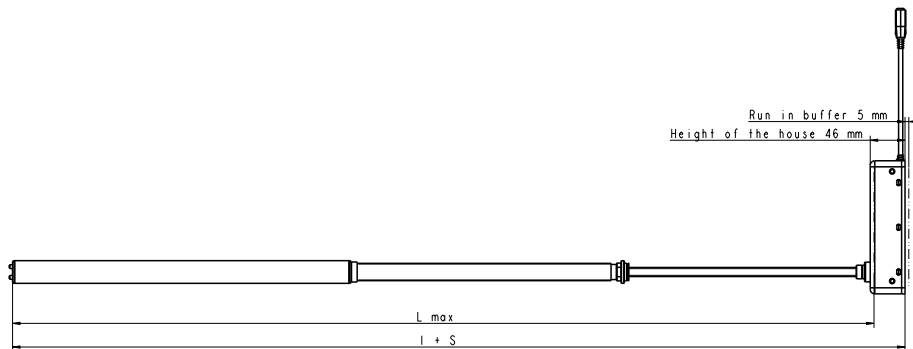
The above curve applies to a centrally placed load. At moment load there will be an increased friction in the customer's guidance, which will reduce the lifting force correspondingly.



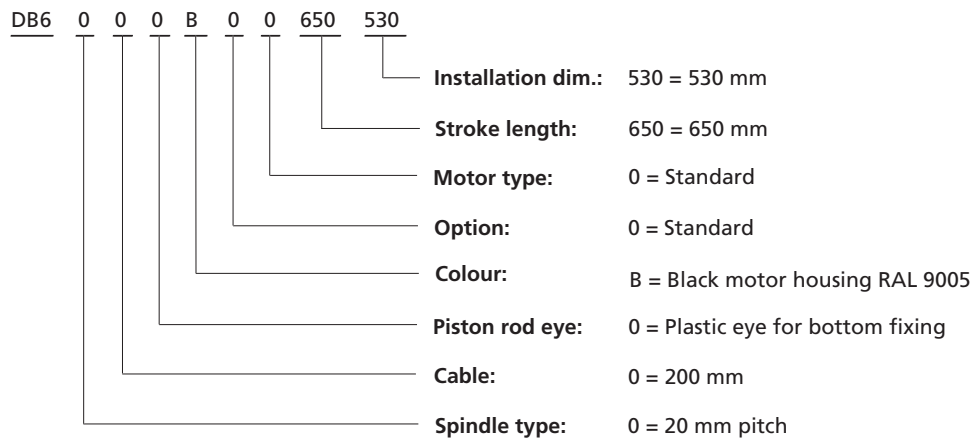
The end-stop system in the DB6 is based on a buffer system meaning that you must be aware of the lengths when initialising. The products must be able to drive:

Inwards direction: built-in dimension - tolerances - 5 mm

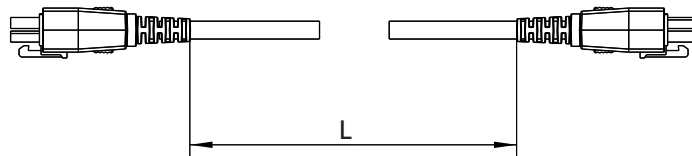
Outwards direction: built-in dimension + stroke length + tolerances + 5 mm



Ordering example:



Motor cable:



Motor cables must be ordered separately.

Ordering numbers: 0617100 (L = 1000mm black motor cable)

0617200 (L = 2000mm black motor cable)

0617250 (L = 2500mm black motor cable)

Terms of use

The user is responsible for determining the suitability of LINAK products for specific application. LINAK takes great care in providing accurate and up-to-date information on its products. However, due to continuous development in order to improve its products, LINAK products are subject to frequent modifications and changes without prior notice. Therefore, LINAK cannot guarantee the correct and actual status of said information on its products.

While LINAK uses its best efforts to fulfil orders, LINAK cannot, for the same reasons as mentioned above, guarantee the availability of any particular product. Therefore, LINAK reserves the right to discontinue the sale of any product displayed on its website or listed in its catalogues or other written material drawn up by LINAK.

All sales are subject to the Standard Terms of Sale and Delivery for LINAK. For a copy hereof, please contact LINAK.