



PRODUCT SPECIFICATION SHEET

CORE: EPS EXTERNAL WALLS AND FACADES

EPS CORE

EPS-FR core has been tried and tested for over half a century. This cost effective construction solution has an impressive strength to weight ratio, is 100% recyclable and because of its low density, it can provide further saving in the cost of foundations, framing and auxiliary insulation. This BCA Group 1 product contains a Flame-retardant (FR) making it self-extinguishing.

THERMAL PERFORMANCE

ASKIN SL Grade EPS insulation core delivers excellent thermal insulation and an integrated wall system. The high R-Value of ASKIN cellular foam EPS is derived by the insulation value of air filled cells making up 98% of the product volume giving a safe and natural insulation to the building.

R VALUES

PANEL THICKNESS (mm)	50	75	100	125	150	175	200	250	300
EPS R-Value (m ² K/W) at 15°Celsius	1.45	2.10	2.75	3.40	4.05	4.70	5.35	6.65	8.0

EPS Panel with Air Films (Zones 1-6, wind speed <7m/s)
NCC Specification J1.2-2, AS 2498.1: 1993


FIRE PERFORMANCE

ASKIN Panel comprises an EPS cellular foam core sandwiched between sheets of steel. The panel has been tested in the rigorous testing regime for surface linings prescribed in the National Construction Code (NCC). Encapsulation of the insulation material by the steel skins has been successfully proven to comply with the highest interior linings level of fire protection being NCC Group 1 classification.

CRITERIA	PERFORMANCE
AS 1530.3: 1993 (Test for Flammability of materials) Compliance to C1.10 - AS5637.1 AS ISO 9705:2003	Flame Spread 0 Ignitability 0 Heat evolved 0 Smoke Dev. 2 Group 1, SMOGRA = 3.8 (m ² / s ² x 1000)
CP4 requires materials and assemblies to resist spread of fire and limit the generation of smoke and toxic gases during evacuation	Toxicity (Combustion gases) - Very Low (CO, CO ₂)
Compliant to FP1.4 and FP1.5 Weatherproofing	AS 4284 Water Ingress Test - Pass

PRODUCT SPECIFICATION SHEET

CORE: EPS EXTERIORS



ACOUSTIC

ASKIN® Panel achieves the following ratings for panel tested in accordance with AS 1191-2002 and assessed against AS/NZS ISO 717.1: 2004

PANEL THICKNESS	RW	RW + Ctr
ASKIN EPS Panel 75mm	23	21
ASKIN Dual Panel System- XFLAM 75mm/ EPS 75mm	43	37

PHYSICAL PROPERTIES


CRITERIA	PERFORMANCE
Density	13.5 kg/m ³
Recyclable	100% Recyclable
Workability	Excellent. No requirement for protection
Trafficability (As per NCC / BCA)	Resistant to maintenance traffic (1 person per panel)
Peel Strength ASTM D1976 - Initial	2.4 N/mm

MANUFACTURING TOLERANCES

CRITERIA	MANUFACTURED	TOLERANCE
Length	1,500mm to 22,000mm	+/- 5mm
Width	Standard as 1,200mm	+/- 1mm
Thicknesses	50mm to 300mm in multiples of 25mm	+/- 1mm

HAUNCHES & THERMAL CUTS

ASKIN has the ability to manufacture on-line haunches for wall to ceiling joints and thermal cuts for low temp rooms. The standard cuts range from 50mm to 225mm in multiples of 25mm and significantly assist onsite installation speed as well as the reduction of site waste. Custom cut lengths are available subject to request.



COLOUR RANGE

A full range of colours are available depending on Minimum Order Quantities and warranties. Please contact your ASKIN representative as each project needs clarification on Solar Absorbance as stated in the NCC.

ENVIRONMENTAL

ZERO ODP

EPS foam insulation manufacturing does not use Ozone Depleting Substances such as CFCs, HCFCs or HFCs.

Resource Efficiency

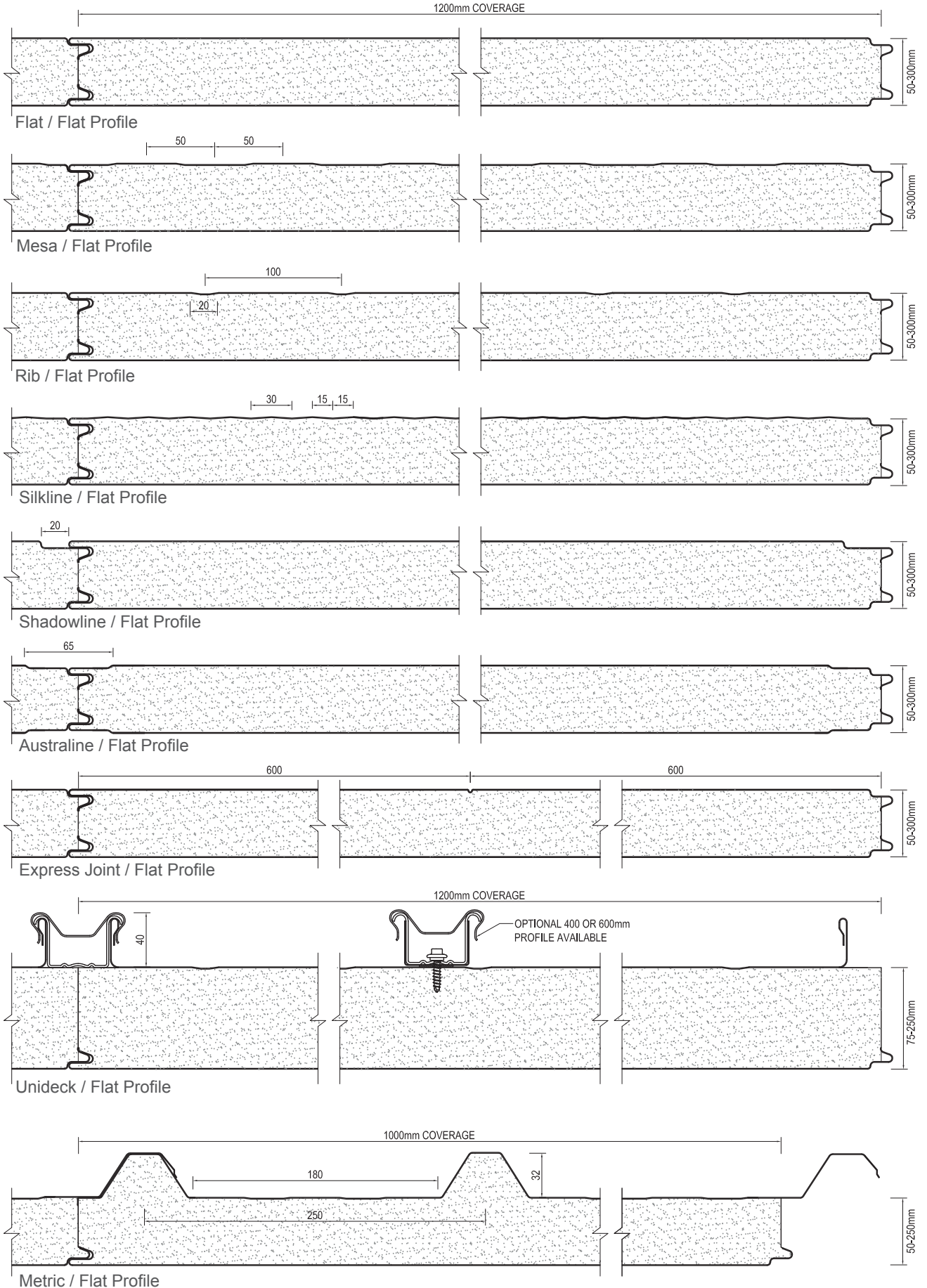
As a low density insulation product EPS uses very little natural resources by volume to manufacture. This, coupled with the high insulation performance, mean that the energy savings from using EPS will amount to hundreds of times the energy required to produce the product.


FEATURES & BENEFITS

- Fire retardant
- Great trafficability (140kg as per NCC/ BCA)
- Warranties up to 15 years
- Extremely thermally efficient (R Values up to 8)
- Concealed fix systems available
- Long lengths available up to 22m
- Superior spanning capability
- Fast to install
- Robust and durable building envelope
- Designer range of colours

Exteriors

ASKIN™





EXTERNAL WALL & FACADE PROFILE COMBINATIONS

		EXTERNAL SURFACE PROFILES										
		FLAT	MESA (50mm)	RIB (100mm)	Silkline	Shadowline	Australine	Express Joint	Unideck Flat	Unideck Rib	Unideck Silkline	Metric
INTERNAL SURFACE PROFILES	FLAT	✓	✓	✓	✓	✓	✓	✓	✓	✓	✓	✓
	MESA (50mm)	✓		✓								
	RIB (100mm)	✓	✓	✓	✓		✓	✓	✓	✓	✓	✓
	Silkline	✓		✓								
	Shadowline	✓										
	Australine	✓		✓			✓					
	Express Joint	✓		✓								

Note: Other profile combinations available dependant on application.

0.6mm External Face Skin with 0.6mm Internal Face Skin

STANDARD STEEL SPECIFICATION

AS/NZS 2728 Paint Coating

AS 1397 Substrate System

External Skin material – 0.6mm Thick G300S AM100 high performance steel with pre-painted superior polyester finish coat of 25 microns.

Internal Skin material – 0.6mm Thick G300S Z275 pre-painted off-white (Permaguard®) steel with superior polyester finish coat of 25 microns and antibacterial protection.

PANEL WEIGHT

PANEL THICKNESS (mm)	50	75	100	125	150	175	200	225	250	300
Mass (kg / m ²) for 0.6 / 0.6	10.7	11.1	11.4	11.8	12.2	12.6	12.9	13.3	13.7	14.4

PANEL SPAN (m)

Allowable UDL accounting for ULS SLS Span/200 single or multiple span condition (kPa)

PANEL THICKNESS	2.0	2.4	3.0	3.6	4.0	5.0	6.0	7.0	8.0	9.0	10.0	11.0
50mm	1.65	1.33	1.00	0.77	0.66	0.46	0.32	0.24	0.18	0.14	0.11	0.09
75mm	2.52	2.05	1.57	1.24	1.08	0.72	0.50	0.37	0.28	0.22	0.18	0.15
100mm	3.39	2.78	2.15	1.72	1.49	0.95	0.66	0.49	0.37	0.29	0.24	0.20
125mm	4.27	3.50	2.73	2.20	1.86	1.19	0.83	0.61	0.47	0.37	0.30	0.25
150mm	5.14	4.23	3.31	2.68	2.23	1.43	0.99	0.73	0.56	0.44	0.36	0.30
175mm	6.02	4.96	3.89	3.16	2.61	1.67	1.16	0.85	0.65	0.51	0.42	0.34
200mm	6.89	5.69	4.47	3.58	2.90	1.85	1.29	0.95	0.72	0.57	0.46	0.38
250mm	8.65	7.15	5.64	4.47	3.62	2.32	1.61	1.18	0.91	0.72	0.58	0.48
300mm	10.40	8.61	6.80	5.36	4.34	2.78	1.93	1.42	1.09	0.86	0.70	0.57

- >0.87 kPa Minimum Exterior
- >0.5 Minimum Internal
- <0.5 kPa Special Design

Span data generated in accordance with AS/NZS 1170: 2011
Based on 5% LPL 80% Confidence

CYCLONE PERFORMANCE

Flat EPS Panel - 100mm Impact Resistant to 38 m/s

Disclaimer

Information provided here for design guidance only. Designers are encouraged to seek advice from a suitably qualified professional. All data is subject to change without notice.