



# ARCHITECTURAL Grates + Drains

By Stormtech



**30+**  
YEARS

**Australian designed  
& manufactured drainage  
solutions since 1989.**





# Better drainage by design.

## ARCHITECTURAL GRATES + DRAINS

### **Innovation**

Stormtech's innovative, patented designs are easy to install and maintain.

### **Quality**

Designed to last and made from the highest quality materials, Stormtech systems guarantee the highest standards in workmanship and durability.

### **Wide Range of Designs**

The extensive range of grate designs suit both residential and commercial applications, with unmatched design versatility and architectural style, creating seamless drainage solutions for any project.

Available in a range of coloured finishes, from deep black to luminous metallic coatings.

### **Sustainability**

Stormtech proudly builds on its unrivalled environmental reputation as the only drainage manufacturer with Level-A Green Tag Certification across our complete range of products.

## APPLICATION

Residential

Bathrooms + showers

Landscape


Pools

Health + aged care

Commercial

Hospitality

Urban + public space design



# Linear Drains

## MADE-TO-LENGTH UNITS

No assembly required.

Stormtech Made-to-Length products are a complete finished stainless steel drainage unit ready for installation with custom waste outlet position.

Also available with custom floor and wall flanges to suit any tile depth.

## FIXED LENGTH UNITS

No assembly required.

Stormtech complete finished units with centre waste outlet are available in 900mm, 1000mm, 1200mm and 1500mm lengths.

## MODULAR KITS

Modular site finished system designed for flexibility and ease of installation.

Available in lengths from 900mm. Joiners and angle joiners available for unrestricted lengths and corner installations.





# Wave Grate

**Superior anodised aluminium solution designed and manufactured in Australia.**

The Wave Grate design features a unique wave profile delivering high-flow water removal.

Easy to clean, with a superior soft feel on the feet, the profile also cleverly conceals drainage channels for perfect integration.

Appropriate for use in both indoor and outdoor settings.

# Shower Screen Support

**Linear Shower Drainage with Integrated Shower Screen Support featuring unique dual-sided shower drainage.**

Allows surface water to drain from both sides of the shower screen for perfect floor draining.

Available with our complete range of stainless steel grates and colour finishes.

- Rapid, easy installation
- Adds Bathroom Design Flexibility
- Exceeds Australian Standards




# Square Floor Wastes

Available in a range of grate styles and finishes to compliment your Stormtech linear drainage.

Tile Insert floor waste allows sleek integration with the floor tiles ensuring a stylish inclusion in any bathroom design.

## STANDARD + COMMERCIAL RANGE

The Stormtech Square Range offers a luxurious finish and great value wherever a traditional floor waste is required.





# Threshold Drains

Stormtech pioneered the design of the level threshold drainage system. From its origin in Universal Access, to its emergence as a popular design choice, Stormtech remains at the forefront of threshold drainage innovations and contemporary design.

Access and Mobility Code compliant, the threshold range creates a zero threshold, for seamless continuity between indoor and outdoor areas. Suitable for sliding, hinged, bi-fold & top hung doors.







# Landscape / Poolside

## SPECIAL ASSEMBLY

Narrow profile, high capacity drainage systems allowing flexibility in pool design and ideally suited to wet-edge and infinity pool applications.

## SLOT DRAIN

Designed for stormwater run-off and surface water drainage around driveways, paved areas, sporting areas and garden edges.





# Custom Fabrication


## MADE FOR YOU

Our Custom Fabrication range creates a tailored, site specific solution for unique situations.

Customise and configure dimensions, capacity requirements and grate finish to precisely suit your project design.

Available in load classes from light (Load Class A) to extra heavy duty (Load Class G).

Grate Grip Slip Resistant Dimple Finish for urban pedestrian areas.





# Vinyl Clamp

**Designed specifically  
for vinyl floor environments.**

Screw down flange mechanically clamps the vinyl, offering seamless integration into vinyl floor surfaces.

Ideally suited to wet areas in **health and aged-care facilities, and commercial kitchen** environments.

# Grate Designs



# Finishes + Colours

Limitless design possibilities with our range of grate designs and finishes.



STAINLESS STEEL  
| ALUMINUM



BLACK



GUNMETAL  
GREY



BRONZE



COPPER



BRASS




BRASS GOLD

To create your personalised look and style, all our products are available in lasting finishes and colours in a variety of finishing technologies.

## Electropolishing

Electropolishing is an ultra-clean surface finish that improves the corrosion resistance of the stainless steel. Ideal for around pools and near the ocean.



## PVD

PVD (Physical Vapour Deposition) is a hard coating technique involving the transfer of metallic material onto the stainless drain. It is a long lasting and high performance coating.



## Electroplating

Electroplating is a living finish which develops and evolves over time. These colours will age naturally as real brass, bronze or copper.



## Powder Coating

Powder Coating is dry powder which is heated and developed into a protective layer, making it sturdier than normal paint, creating a premium and long lasting finish.







## Anodising








Anodising increases the corrosion resistance in our aluminium grates from the Wave grate collection.



The finishes shown on the swatches and gallery are intended as a design reference only. The effects of colour and lighting in both photography and in print means that the finishes shown may have some variation to the physical product supplied.

# Stormtech Product Selector

		100mm Grate	65mm Grate	38mm Grate	AR	AA	TR	Ti Standard
MADE TO LENGTH	Product Type	Overall Width & Depth						
	Linear	106mm x 23mm	100ARi20MTL		100AAi20MTL	100TRi20MTL	100Ti20MTL	
					100AAi20MTL-Black*			
					100AAi20MTL-BG**			
		106mm x 42mm	100ARi40MTL			100TRi40MTL		
			107mm x 31mm					
		107mm x 16mm						
		72mm x 27mm	65ARi25MTL		65TRi25MTL	65Ti25MTL		
		72mm x 42mm	65ARi40MTL		65TRi40MTL			
		74mm x 31mm						
	46mm x 42mm		38ARi40MTL					
	Shower Screen Support	120mm x 24mm	120SCSARiMTL		120SCSTRiMTL	120SCSTiMTL		
	Integrated Flange	100mm <sup>▼</sup> x 42mm	100ARiMTLF		100TRiMTLF			
		65mm <sup>▼</sup> x 42mm	65ARiMTLF		65TRiMTLF			
FIXED LENGTH	Centre Outlet	106mm x 23mm	100ARiCO20		100AAiCO20	100TRiCO20	100TiCO20	
					100AAiCO20-Black*			
					100AAiCO20-BG**			
		107mm x 31mm						
		72mm x 27mm	65ARiCO25		65TRiCO25	65TiCO25		
74mm x 31mm								
MODULAR KITS	Stainless Steel Channel	106mm x 23mm	100ARi20	100AAi20*	100TRi20	100Ti20		
		106mm x 42mm	100ARi40		100TRi40			
		72mm x 27mm	65ARi25		65TRi25	65Ti25		
		72mm x 42mm	65ARi40		65TRi40			
	Grey PVC channel with stainless steel grate	106mm x 23mm	100ARG20	100AAG20*	100TRG20	100TiG20		
		106mm x 31mm	100ARG30					
		74mm x 27mm	65ARG25		65TRG25	65TiG25		
		72mm x 42mm	65ARG40		65TRG40			
		46mm x 42mm	38ARG40					
	Black PVC channel with stainless steel grate	106mm x 23mm	100ARGBL20	100AAGBL20*	100TRGBL20	100TiGBL20		
				100AAGBL20-BG***				
106mm x 31mm		100ARGBL30						
Black PVC channel with black stainless grate	106mm x 23mm	100ARGALLBL20	100AAGALLBL20*	100TRGALLBL20	100TiGALLBL20			
	74mm x 27mm	65ARGALLBL25		65TRGALLBL25	65TiGALLBL25			

Ti Premium	TiX Single Slot	MND	PS	PPS	PAS	FT
						
	100TiXi20MTL	100MNDi20MTL	100PSi20MTL	100PPSi20MTL	100PASi20MTL	100FTi20MTL
100Tii40MTL <sup>o</sup>			100PSi40MTL	100PPSi40MTL	100PASi40MTL	
100Tii30MTL						
		100MNDi12MTL	100PSi12MTL	100PPSi12MTL	100PASi12MTL	
		65MNDi25MTL	65PSi25MTL	65PPSi25MTL	65PASi25MTL	65FTi25MTL
65Tii40MTL			65PSi40MTL	65PPSi40MTL	65PASi40MTL	
65Tii30MTL						
			38PSi40MTL			
		120SCSMNDiMTL	120SCSPSiMTL	120SCSPPSiMTL	120SCSPASiMTL	
100TiiMTLF			100PSiMTLF	100PPSiMTLF	100PASiMTLF	
65TiiMTLF			65PSiMTLF	65PPSiMTLF	65PASiMTLF	
		100MNDiCO20	100PSiCO20	100PPSiCO20	100PASiCO20	
100TiiCO30						
		65MNDiCO25	65MNDiCO25	65MNDiCO25	65MNDiCO25	
65TiiCO30						
		100MNDi20	100PSi20	100PPSi20	100PASi20	
			100PSi40			
		65MNDi25	65PSi25	65PPSi25	65PASi25	
65Tii40			65PSi40			
		100MNDG20	100PSG20	100PPSG20	100PASG20	
		65MNDG25	65PSG25	65PPSG25	65PASG25	
			65PSG40			
			38PSG40			
		100MNDGBL20	100PSGBL20	100PPSGBL20	100PASGBL20	
		65MNDGBL25	65PSGBL25	65PPSGBL25	65PASGBL25	
		100MNDGALLBL20	100PSGALLBL20	100PPSGALLBL20	100PASGALLBL20	
		65MNDGALLBL25	65PSGALLBL25	65PPSGALLBL25	65PASGALLBL25	

<sup>o</sup> 100Tii40MTL is 107mm wide x 43mm deep

▼ Indicates grate width

\* AA range available with aluminium grate only

\* Black Grate

\*\* Brass Gold Grate

# Stormtech Product Selector

100mm  
Grate

## SQUARE FLOOR WASTES

GRATE STYLE	DIMENSIONS - WIDTH X LENGTH -	DIMENSIONS - DEPTH -	DIMENSIONS - OUTLET SIZE -	PRODUCT
<b>AR</b> Architectural	104mm x 104mm	22mm	DN100	SQ100ARDN100
	104mm x 104mm	22mm	DN80	SQ100ARDN80
	104mm x 104mm	22mm	DN50	SQ100ARDN50
	104mm x 104mm	22mm	DN40	SQ100ARDN40
<b>AA</b> Aluminium	104mm x 104mm	22mm	DN100	SQ100AADN100
	104mm x 104mm	22mm	DN100	SQ100AADN100Black*
	104mm x 104mm	22mm	DN100	SQ100AADN100BG**
	104mm x 104mm	22mm	DN80	SQ100AADN80
	104mm x 104mm	22mm	DN80	SQ100AADN80Black*
	104mm x 104mm	22mm	DN80	SQ100AADN80BG**
	104mm x 104mm	22mm	DN50	SQ100AADN50
	104mm x 104mm	22mm	DN50	SQ100AADN50Black*
	104mm x 104mm	22mm	DN50	SQ100AADN50BG**
<b>TR</b> Standard Range	104mm x 104mm	22mm	DN100	SQ100TRDN100
	104mm x 104mm	22mm	DN80	SQ100TRDN80
	104mm x 104mm	22mm	DN50	SQ100TRDN50
	104mm x 104mm	22mm	DN40	SQ100TRDN40
<b>MND</b> Marc Newson	104mm x 104mm	22mm	DN100	SQ100MNDDN100
	104mm x 104mm	22mm	DN80	SQ100MNDDN80
	104mm x 104mm	22mm	DN80	SQ100MNDDN80Black*
	104mm x 104mm	22mm	DN50	SQ100MNDDN50
	104mm x 104mm	22mm	DN40	SQ100MNDDN40
	104mm x 104mm	22mm	DN40	SQ100MNDDN40Black*
<b>PAS</b> Punched Angle	104mm x 104mm	22mm	DN100	SQ100PASDN100
	104mm x 104mm	22mm	DN80	SQ100PASDN80
	104mm x 104mm	22mm	DN50	SQ100PASDN50

\* Black Grate  
\*\* Brass Gold Grate



100mm  
Grate150mm  
Grate200mm  
Grate

## SQUARE FLOOR WASTES

GRATE STYLE	DIMENSIONS - WIDTH X LENGTH -	DIMENSIONS - DEPTH -	DIMENSIONS - OUTLET SIZE -	PRODUCT
PPS Punched Perpendicular	104mm x 104mm	22mm	DN100	SQ100PPSDN100
	104mm x 104mm	22mm	DN80	SQ100PPSDN80
	104mm x 104mm	22mm	DN50	SQ100PPSDN50
	104mm x 104mm	22mm	DN40	SQ100PPSDN40
PS Punched Slot	104mm x 104mm	22mm	DN100	SQ100PSDN100
	104mm x 104mm	22mm	DN80	SQ100PSDN80
	104mm x 104mm	22mm	DN50	SQ100PSDN50
	104mm x 104mm	22mm	DN40	SQ100PSDN40
TI Tile Insert Standard	130mm x 130mm	23mm - up to 12mm tile	DN100	SQ100Ti20DN100
	130mm x 130mm	23mm - up to 12mm tile	DN80	SQ100Ti20DN80
TI Tile Insert Premium	130mm x 130mm	23mm - up to 12mm tile	DN100	SQP100Ti20DN100
	130mm x 130mm	23mm - up to 12mm tile	DN100	SQP100Ti20DN100Brass
	130mm x 130mm	23mm - up to 12mm tile	DN80	SQP100Ti20DN80
	130mm x 130mm	33mm - up to 25mm stone	DN80	SQP100Ti33DN80
	130mm x 130mm	23mm - up to 12mm tile	DN80	SQP100Ti20DN80Black
	130mm x 130mm	23mm - up to 12mm tile	DN80	SQP100Ti20DN80Brass
	130mm x 130mm	23mm - up to 12mm tile	DN50	SQP100Ti20DN50
CR Commercial Range	150mm x 150mm	32mm	DN100	SQ150CRDN100
	200mm x 200mm	32mm	DN100	SQ200CRDN100
	150mm x 150mm	32mm	DN80	SQ150CRDN80
	200mm x 200mm	32mm	DN80	SQ200CRDN80

# Stormtech Product Selector

65mm  
Grate

100mm  
Grate

## THRESHOLD DRAINAGE

GRATE STYLE	DIMENSIONS - GRATE WIDTH -	SLIDING + HINGED DOORS		BI-FOLD + TOP HUNG DOORS
		Door Track with Sub-sill Tray	Door Track Only Application	
AR Architectural	100mm	100ARTDi	100ARTDiS	100ARTDiBF
	65mm	65ARTDi	65ARTDiS	
TR Standard Range	100mm	100TRTDi	100TRTDiS	100TRTDiBF
	65mm	65TRTDi	65TRTDiS	
TI Tile Insert 1.5mm Tile Insert	100mm	100TiTDi	100TiTDiS	100TTDiBF
	65mm	65TiTDi	65TiTDiS	
MND Marc Newson	100mm	100MNDDi	100MNDDiS	100MNDDiBF
	65mm	65MNDDi	65MNDDiS	
PS Punched Slot	100mm	100PSTDi	100PSTDiS	100PSTDiBF
	65mm	65PSTDi	65PSTDiS	
PPS Punched Perpendicular	100mm	100PPSTDi	100PPSTDiS	100PPSTDiBF
	65mm	65PPSTDi	65PPSTDiS	
PAS Punched Angle	100mm	100PASTDi	100PASTDiS	100PASTDiBF
	65mm	65PASTDi	65PASTDiS	
AA Aluminium	100mm	100AATDi	100AATDiS	
	100mm	100AATDi-Black*	100AATDiS-Black*	
	100mm	100AATDi-BG**	100AATDiS-BG**	

## VINYL CLAMP DRAINAGE

DESCRIPTION	GRATE WIDTH	TOTAL WIDTH x DEPTH	PRODUCT
Vinyl Clamp Drainage Unit	100mm	170mm x 27mm	VC100-25
	100mm	170mm x 42mm	VC100-42

\* Black Grate

\*\* Brass Gold Grate

# Landscape + Poolside Drains

38mm  
Grate

65mm  
Grate

25mm  
Grate

## SPECIAL ASSEMBLY + SLOT DRAIN

Complete the Special Assembly Series with an AR, TR or PS Stormtech grate design. **Grate supplied separately.**

	DESCRIPTION	DIMENSIONS		PRODUCT
		- TOP CHANNEL -	- LENGTH -	
Special Assembly	100mm Pipe with Channel	74mm x 42mm	3000mm	65G100
Special Assembly	90mm Pipe with Channel	74mm x 42mm	3000mm	65G90
Special Assembly	100mm Pipe with Channel	46mm x 42mm	3000mm	38G100
Special Assembly	90mm Pipe with Channel	46mm x 42mm	3000mm	38G90
Slot Drain	90mm Pipe with 25mm PVC Insert Only. NO HOLES	25mm X 60mm	3000mm	SD90
Slot Drain	90mm Pipe with 25mm PVC Insert Only. WITH HOLES	25mm X 60mm	3000mm	SD90H

The Slot Drain PVC Insert can be substituted with Stainless Steel grate on request.



Visit [stormtech.com.au](http://stormtech.com.au)  
for detailed assembly and  
installation information.

**DISTRIBUTORS + STOCKISTS**

To find a distributor near you, please visit  
our website or call our office.

**TECHNICAL INFORMATION**

We provide product information and CAD  
files for download from our website.



BROC2023STORMTECH Stormtech reserve the right to change and or update this information without notice.



**Stormtech**<sup>®</sup>

Stormtech Pty Ltd | 22 Norfolk Avenue, South Nowra, NSW 2541 Australia  
Phone 1300 653 403 Email [info@stormtech.com.au](mailto:info@stormtech.com.au) Web [stormtech.com.au](http://stormtech.com.au)