



PRODUCT SPECIFICATION SHEET

CORE: **VOLCORE**

PROFILE: **METRIC**

VOLCORE CORE

In response to the industry need for high performance fire resistant panel. ASKIN Volcore is a non combustible material that has been certified to C1.9 (e) performance requirement as stipulated in C1.1 of the NCC. Volcore Panel is a versatile product that can be used in Type A roofing and construction needing Non Combustibility, as well as plant rooms and Data centers and Type B Construction external walls, as well as plant rooms.

R VALUES

PANEL THICKNESS (mm)	75	100	120	150
Volcore R-Value (m ² K/W) at 15°Celsius	2.0	2.7	3.2	4.0

Volcore Panel with Air Films (Zones 1-6, wind speed <7m/s)
NCC Specification J1.2-2, AS 2498.1: 1993


FIRE PERFORMANCE

Volcore is a non-combustible insulation material tested to AS 1530.1 and ideal for industrial applications with a significant risk of fire such as plant rooms.

CRITERIA	PERFORMANCE
AS 1530.3: 1993 (Test for Flammability of materials)	Flame Spread 0 Ignitability 0 Heat evolved 0 Smoke Dev. 1
Compliance to C1.10 - AS5637.1 AS ISO 9705:2003	Group 1, SMOGRA = 0 (m ² / s ² x 1000)
NCC 2016 Volume One Clause C1.9e	Non-Combustible

PRODUCT SPECIFICATION SHEET

CORE: VOLCORE PROFILE: METRIC



MINIMUM PITCH

Refer to ASKIN roof standard details for best installation practice.

Minimum pitch of 3 degrees.

3 Degrees to 6 Degrees	- (Butyl tape required)	Standard cut back for gutter	- 75mm
6+ Degrees	- (No tape required)	Standard lap at joint	- 200mm

ACOUSTIC

ASKIN® Panel achieves the following ratings for panel tested in accordance with AS 1191-2002 and assessed against AS/NZS ISO 717.1: 2004

PANEL THICKNESS	RW	RW + Ctr
ASKIN Volcore Panel 75mm	28	25
ASKIN Volcore Panel 100mm	29	
ASKIN Volcore Panel 120mm	30	
ASKIN Volcore Panel 150mm	31	

PHYSICAL PROPERTIES

CRITERIA	PERFORMANCE
Density	100 / 120 kg/m ³
Trafficability (As per NCC / BCA)	Resistant to maintenance traffic (Up to 1 person per panel)

MANUFACTURING TOLERANCES

CRITERIA	MANUFACTURED	TOLERANCE
Length	2,000mm to 13,500mm	+/- 8mm
Width	Standard as 1,000mm	+/- 2mm
Thicknesses	75mm, 100mm, 120mm, 150mm	+/- 2mm

COLOUR RANGE

A full range of colours are available depending on Minimum Order Quantities and warranties. Please contact your ASKIN representative as each project needs clarification on Solar Absorbance as stated in the NCC.

ENVIRONMENTAL

ZERO ODP

Volcore insulation manufacturing does not use Ozone Depleting Substances such as CFCs, HCFCs or HFCs.

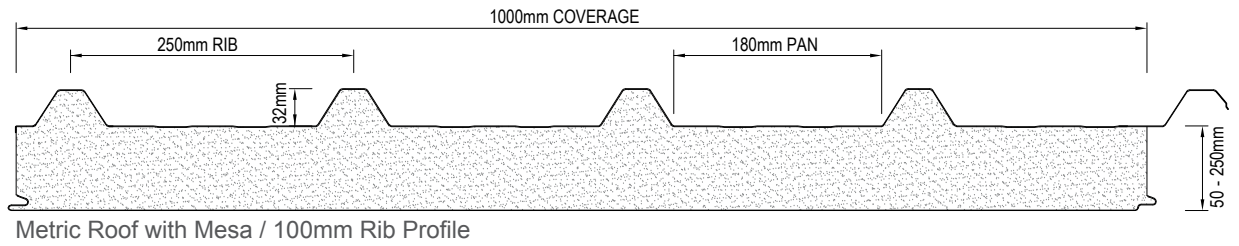

Resource Efficiency

As an insulation product Volcore is efficient in its use of resources. Coupled with the high insulation, this means that the energy savings from using Volcore will amount to many of times the energy required to produce the product.

FEATURES & BENEFITS

- C1.9e Non-Combustible
- Trafficable with crawlboards
- Fast to install
- Resilient material for a changing climate
- Lengths available up to 13.5m
- Warranties up to 25 years
- Extremely thermally efficient (R Values up to 4)
- Robust and durable building envelope

PRODUCT SPECIFICATION SHEET
CORE: VOLCORE PROFILE: METRIC



0.5mm EXTERNAL FACE SKIN WITH 0.6mm INTERNAL FACE SKIN

STANDARD STEEL SPECIFICATION

AS/NZS 2728 Paint Coating

AS 1397 Substrate System

External Skin material – 0.5mm Thick G300S AZ150 high performance steel with pre-painted superior polyester finish coat of 25 microns.

Internal Skin material – 0.6mm Thick G300S Z275 pre-painted off-white (Permagard®) steel with superior polyester finish coat of 25 microns and antibacterial protection.

PANEL WEIGHT

PANEL THICKNESS (mm)	75	100	120	150
Mass (kg / m ²) for 0.5 / 0.6	18.3	21.0	23.2	26.5

PANEL SPAN (m)

Allowable UDL accounting for ULS SLS Span/200 single or multiple span condition (kPa)

PANEL THICKNESS	2.0	2.4	3.0	3.6	4.0	5.0	6.0
75mm	2.15	1.45	0.95	0.65	0.55	0.35	0.25
100mm	3.05	2.10	1.35	0.95	0.75	0.50	0.35
120mm	3.95	2.75	1.75	1.25	1.00	0.65	0.45
150mm	5.20	3.65	2.35	1.65	1.35	0.85	0.60

Span data generated in accordance with AS/NZS 1170: 2011
 Based on 5% LPL 80% Confidence

- >0.87 kPa Minimum Exterior
- >0.5 Minimum Internal
- <0.5 kPa Special Design

Disclaimer

Information provided here for design guidance only. Designers are encouraged to seek advice from a suitably qualified professional. All data is subject to change without notice.