




SKYSPAN
AUSTRALIA PTY LTD

The Tradesman's Choice

ROOF ACCESS

HATCHWAY SYSTEMS



“UTILIZING NATURE’S GIFT”



SKYSPAN
AUSTRALIA PTY LTD

ROOF ACCESS HATCHWAY SYSTEMS

The Skyspan Metal Hatchway is a sturdy opening hatchway giving ready access to the roof for numerous applications. It is suited to domestic or commercial use and is based on the Standard Skyspan Skylight.

The hatchway can be supplied with the option of a domed skylight top for the added advantages of natural lighting. The Skyspan Hatchway is manufactured from 0.7mm zincalume steel for durability, and has gas struts, a lockable latch and handle inside as standard. Skyspan's hatches can be manufactured to fit any metal or tile roof type, and supplied in galvanised steel, copper, stainless steel and aluminium.

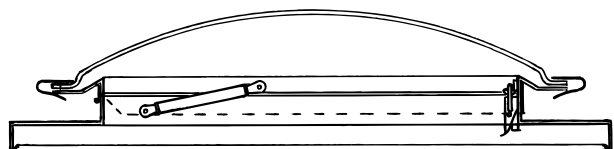

Options and Accessories

- ▶ Special Sizes
- ▶ Ventilation
- ▶ Powdercoating
- ▶ Glazing Options
- ▶ Sliding Hatch Tops

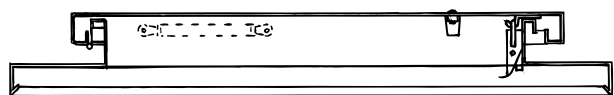
Basic Stock Sizes

(Over 30 other special sizes)

Model No. Square	Opening Size mm	Model No. Rectangle	Opening Size mm
600	600 x 600	5070	500 x 700
700	700 x 700	50110	500 x 1100
800	800 x 800	6090	600 x 900
900	900 x 900	60120	600 x 1200
1100	1100 x 1100	80110	800 x 1100



SKYLIGHT HATCH (SLH)



METAL HATCH (MH)

Round, Pyramid, Barrel Vaults, Glass and Special Flashings or Skylights made to order.



SKYSPAN
AUSTRALIA PTY LTD

SKYLIGHT AND ARCHITECTURAL FABRICATORS

59 Wellington Street, Riverstone NSW 2765
Phone: (02) 9627 4111 • Fax: (02) 9627 2111
Email: sales@skyspan.com.au
Web: www.skyspan.com.au