



FOLDING ARM AWNINGS

HAROL BX260, BX270

TECHNICAL INFORMATION



TECHNICAL DATA FOLDING ARM AWNINGS BX260 / BX270

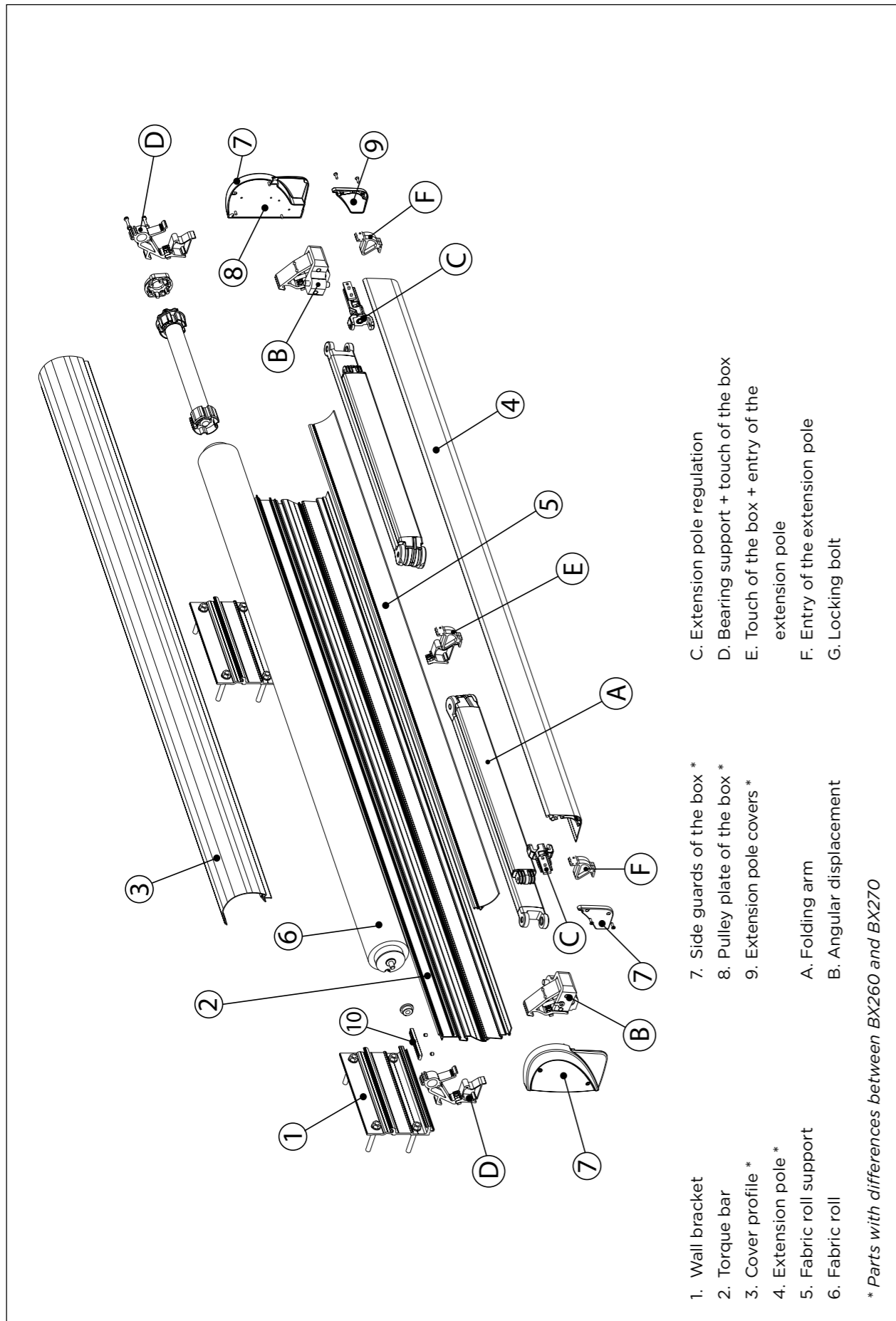


Fig. 1: Exploded view BX260

TECHNICAL DATA FOLDING ARM AWNINGS BX260 / BX270

1. GENERAL

- The BX260 and the BX270 are both closed folding arm cassette awnings of the compact-high type.
- The only difference between the BX260 and the BX270 is in the extension pole and cover profile, each with their respective extension pole cover and side guard box with pulley plate.
- The construction is characterised by a torque bar to which the arms, the supports and the roller tube are hooked in or pushed in.
- Colour of the aluminium parts and profiles: as a standard in the chosen colour of the awning (see colour card).

2. DIMENSIONS

- The dimensions to be specified are the width B and the drop U.
- The total width B is equal to the finished width including the side guards. The minimum and maximum width size depend on the number of folding arms, the operation as well as the chosen drop (see table 1).
- The drop U varies from 1.5 metres to 3.5 metres, each with steps of half a metre.

		MINIMUM	MINIMUM
WIDTH B	1-piece	Controls electr. $B_{min} = \text{drop} + 500 \text{ mm}$ crank $B_{min} = \text{drop} + 520 \text{ mm}$	- 6 m (1 part with 2 arms) - 7 m (1 part with 3 arms)
	2-piece	Coupled awnings with cardan $B_{min} = \text{drop} + 500 \text{ mm}$ fabric sp. cov. $B_{min} = \text{drop} + 750 \text{ mm}$	- 12 m (2 parts with 4 arms)
Drop U		1.5 m (2.0 m - 2.5 m - 3.0 m)	3.5 m

Table 1: Minimum and maximum sizes

3. PROFILES

3.1. The torque bar ²

- Material: extruded aluminium, powder coated.
- Function: the other components are attached to this supporting profile.

3.2. The fabric roll ⁶

- Material: a round welded zendzimir tube manufactured from a zinc-plated zendzimir strip.
- Function: the rolling up and down of the fabric.
- Provided with a slot for the attachment of the fabric.
- Diameter: $\varnothing 78 \times 1 \text{ mm}$ thick.

3.3. The Clip On-Clip Off profile (see fig. 2)

- Material: extruded PVC clips.
- Function: the fastening of the fabric to the fabric roll without the use of screws.
- Because of this system it is easy to subsequently replace the fabric (No need to slide away to the side when disassembling).

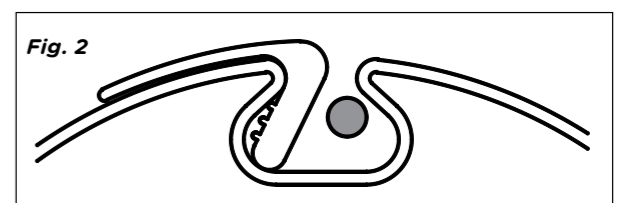


Fig. 2:
Clip On-Clip Off profile

TECHNICAL DATA FOLDING ARM AWNINGS BX260 / BX270

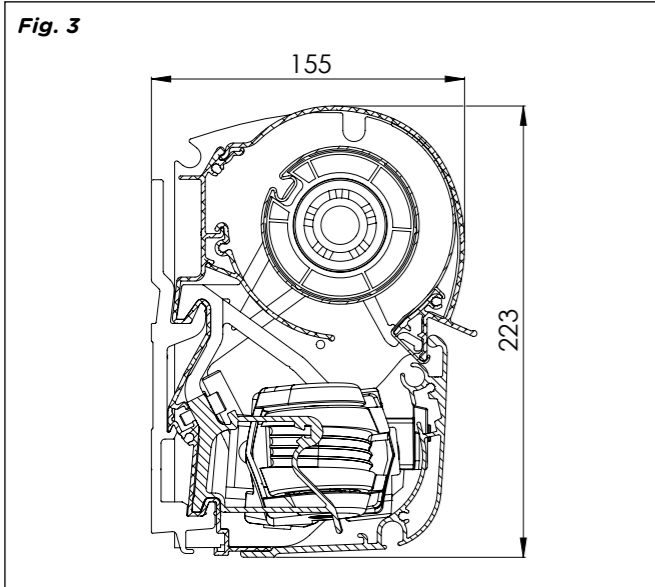


Fig. 3: Cross-section of BX260

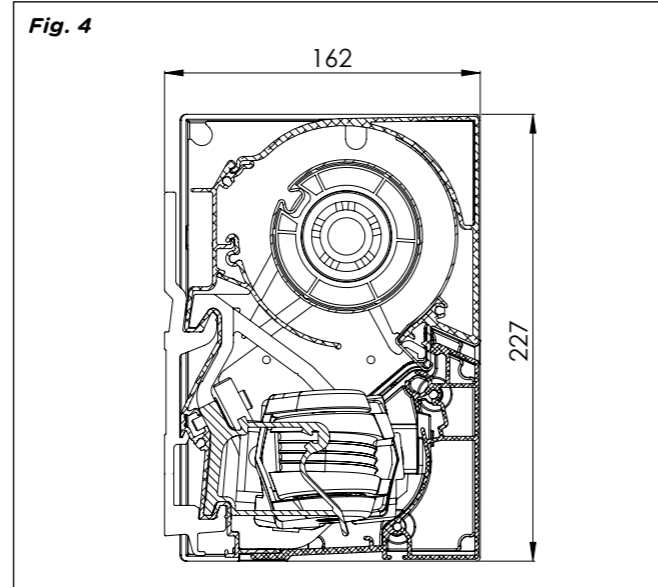


Fig. 4: Cross-section of BX270

3.4. The top board ³

- Material: extruded aluminium, powder coated.
- Function: covers the fabric over the whole width.
- At the front provided with a toucher profile to which the extension pole closes.

3.5. The extension pole ⁴

- Material: extruded aluminium, powder coated.
- Function: closing off the awning at the front.
- Equipped with two slots: one internal at the top to attach the fabric, and one externally at the bottom to attach an optional valance.
- At the ends finished with aluminium covers, coated in the same colour as the extension pole.

3.6. Fabric roll support profile ⁵

- Material: extruded aluminium, powder coated.
- Function: to support the fabric over the full width and to protect the fabric at the bottom.
- On the fabric side equipped with a hard PVC profile for better guidance of the fabric, which also extends the service life of the fabric.
- Is attached, screwless, to the torque bar.

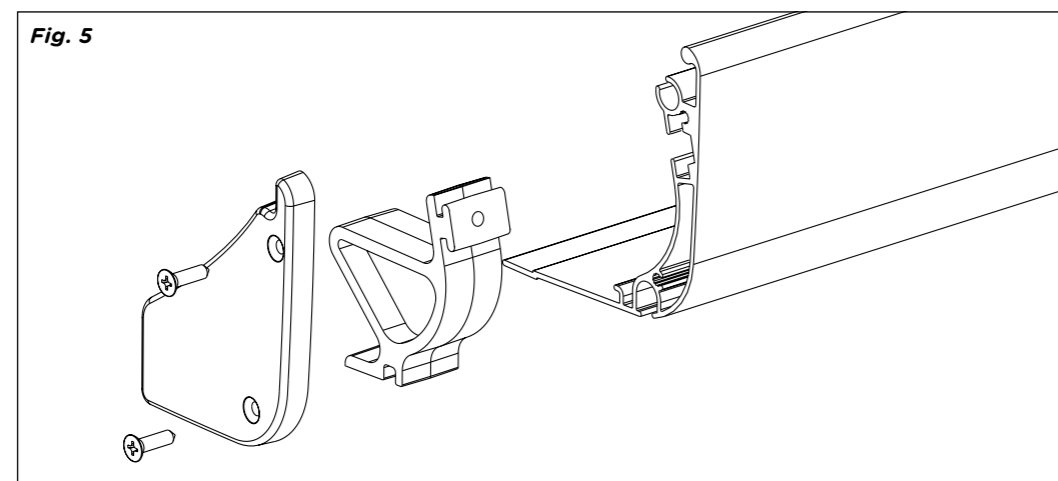


Fig. 5:
Extension pole built-on
(BX260)

TECHNICAL DATA FOLDING ARM AWNINGS BX260 / BX270

4. MISCELLANEOUS PARTS

4.1. Folding arms ^A

The folding arms form the connection between the box and the extension pole and are available in 5 drop sizes: 1500, 2000, 2500, 3000 and 3500 mm. For single awnings up to a width of 6000 mm, 2 arms are mounted, from 6001 mm up to 7000 mm, 3 arms are mounted. For coupled awnings 4 arms are always required. The folding arms consist of arm profiles, hinges, springs and steel cables.

The arm profiles

- Material: extruded aluminium, powder coated.

The hinges

- Material: of a high pressure cast aluminium alloy.
- Hinge on durable slide bearings of sintered bronze, provided with a PTFE sliding layer.
- The most heavily loaded parts are also thermally treated.

The springs and steel cables

- Material: of high quality spring steel which has been zinc-plated beforehand.
- The diameter is always in relation to the force applied.
- The force of both springs is divided over 2 steel cables for the deduplication of the forces, which results in a notable increase in service life.

4.2. Angular displacement ^B

- Material: extruded aluminium, powder coated.
- Function:
 - connecting the folding arms and the torque bar.
 - enables the slant of the awning to be set between 10° and 35°.
 - adjustment of the desired run-out height.
- The system also ensures complete protection against the flapping and dropping of the arms.

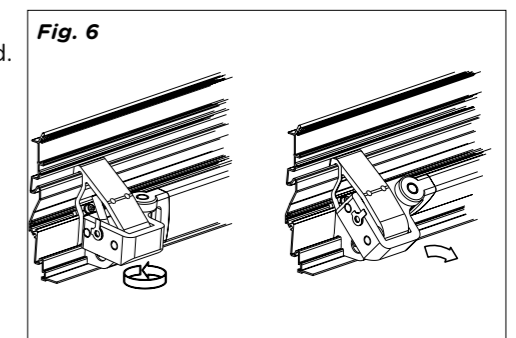


Fig. 6:
Angular displacement
BX260/BX270

4.3. Extension pole regulation ^C

- Material: cast aluminium with powder coating.
- Function: After the setting of the angle of drop, the extension pole is positioned by the extension pole regulation.

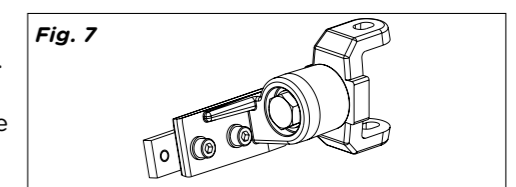


Fig. 7:
Extension pole regulation

4.4. Wall brackets ¹

- Material: extruded aluminium with powder coating.
- Function: support, with slotted holes to mount the awning against a wall, equipped with hooks at the front to make it easy to hook up the awning.
- The quantity and width of the wall brackets (300 mm or 500 mm) depend on the width of the awning. For coupled awnings, the middle wall bracket is 1000 mm (see table 2).
- Must always be positioned 50 mm inwards from the sides of the awning, behind the angular displacement of the arm and behind the bearing support. For the exact positions of the wall brackets: see table 3 and fig. 9.
- Additional brackets are available as an option, but desirable for unstable surfaces in order to distribute the weight of the awning over a larger surface area.
- No ceiling or roof truss brackets available!

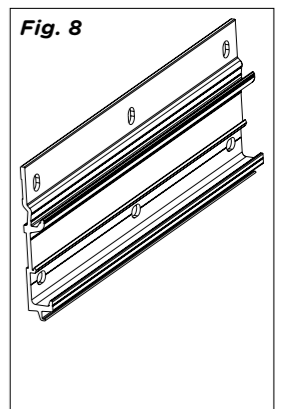


Fig. 8:
Wall bracket BX260/BX270