

Laminex®

# Architectural Panels Walls & Ceilings





COVER: Wall Panels are Danish Walnut Batten 40 with Black Shadowline. Integrated joinery Laminex Danish Walnut.  
THIS PAGE: Wall and Ceiling Panels and accent bar front are Planked Urban Oak Batten 60 with Black Shadowline.  
Benchtop features Laminex Outback Clay.

# A different way to do battens.

Introducing Laminex Architectural Panels – a new range of prefinished wall and ceiling panels. Featuring a selection of popular Laminex woodgrain décor in three linear profiles, the range will add textural interest to any space.

Laminex Architectural Panels have been created using a selection of realistic woodgrain décors from the Laminex Colour Collection, ensuring seamless integration throughout your next project. Whether you're looking for distinctive timber contrasts or perfect woodgrain harmony, this new system provides cohesiveness and unity, tying walls and ceilings and joinery together to create considered spaces full of architectural detail.

Laminex Architectural Panels are designed and made in Australia.



The range of Wall Panels are  
Global GreenTag certified.



# Walls.

This clever system provides a new way to install timber battens on interior walls allowing for creative freedom and seamless décor and colour integration. Fast and efficient installation make them the ideal choice for whole and feature walls. Laminex Architectural Wall Panels are the ideal material to develop your next project from concept to completion.

## Seamless design and colour integration

Laminex Architectural Panels have been created using a selection of realistic woodgrain décors from the Laminex Colour Collection, ensuring seamless integration throughout your next project.

## Smarter, faster installation

Using our InvisiLock™ joining system, our unique wall panels can be installed 3 x faster than individual battens, providing a cost-effective solution for commercial and residential interiors using only standard tools and fixings.

## Designed to last

Our unique InvisiLock™ wall panel joining system features an invisible fixing method that ensures a seamless and continuous wall appearance, even preventing bows and gaps over the period of its lifetime. This is a durable walling solution made from decorated MDF that is scratch, stain and impact resistant, thanks to our unique clear coat system. It's designed to withstand the wear and tear of commercial environments, whilst maintaining a seamless, continuous wall look over time.

## The InvisiLock™ system

The InvisiLock™ joining system is exclusive to the Laminex Architectural Wall Panel range, allowing each panel to be connected seamlessly, providing a bow and gap-free finish and minimising installation time.



Fixing system shown in **Sublime Teak VGroove 100** with **Natural Shadowline**.

Wall Panels are **Raw Birchply VGroove100** with **Black Shadowline**. Lockers in **Platypus Multipurpose Compact**.





Ceiling Panels are **Classic Oak VGroove100** with **Black Shadowline**.  
Joinery in **Ghostgum** and **Classic Oak**, benchtop and splashback in **Marmo Grigio TrueScale™**.



# Ceilings.

This collection of tiles and panels is ideal for both retrofit and new ceiling systems, offering direct fix or suspended ceiling options suitable for a range of projects. The large-format panels feature unique, removable tongue-and-groove joints, enabling a variety of panel layouts for versatile design possibilities. With an array of décors and profiles that match Laminex Architectural Wall Panels, the design possibilities for fit-outs are virtually endless.

## Design flexibility

A premium ceiling solution offering creative freedom: from how the panels are fixed to how the joints are displayed. These systems are designed to seamlessly retrofit into existing structures, making them highly adaptable for various design needs.

## Integration for a complete solution

The range is designed to provide solutions for a seamless integration between walls, ceilings and flat cabinetry where required. Please note panels are not suitable for cabinetry doors.

## Designed for standard systems

A design-led solution to elevate your next project in a room with a suspended grid system. This flexible solution will transform commercial ceilings quickly and easily providing installation options for:

- Drop in on suspension systems that uses a ceiling hanger or suspended rod
- Direct fix to suspended systems fixated to primary rail or top cross rail
- Direct fix to battens or furring channels

Designed to work with  
Laminex Architectural Wall Panels.




Tongue & Groove fixing system shown in **Raw Birchply Batten 40** with **Black Shadowline**.



# Navigating the range.

The range features six Laminex Woodgrain décors each available in three profile options, designed to suit a wide range of design styles and projects. The six décors are available with a Black Shadowline. Laminex Sublime Teak is also available with a Natural Shadowline.

## Substrate Colour




Black




Natural (Sublime Teak only)


## Décor



Raw Birchply



Classic Oak



Sublime Teak



Danish Walnut



Planked Urban Oak

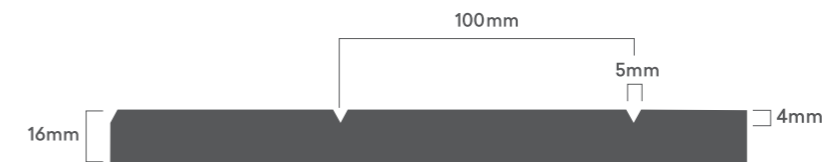


Blackened Legno

## Profile


### VGroove 100

A popular and subtle profile suited to both classic and contemporary spaces.




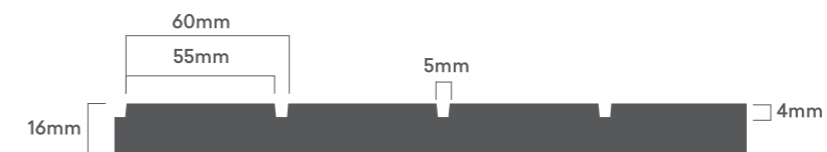
### Batten 40

Timeless vertical lines separated by straight-edged grooves in a smaller 40mm dimension.



### Batten 60

Timeless vertical lines separated by straight-edged grooves in a wider 60mm width option.





Ceiling Panels are Classic Oak VGroove100 with Black Shadowline.  
Joinery in Ghostgum and Classic Oak, benchtop and splashback in Marmo Grigio TrueScale™.





# Technical Information.

## Wall Panels

Wall Panels are MDF MR, Fire Group 3 rated and available in six Laminex Woodgrain décors and three stylish profiles.

Available as a 2 panel pack.

Not suitable for high humidity environments.

Wall Panel				Dimensions (mm)		
Profile	Décor	Substrate Colour	Substrate	Sheet Size	Effective Width	Thickness
<b>Batten 60</b>	Raw Birchply	Black Shadowline	Black MRE0 MDF	3000 x 558	540	16
	Sublime Teak	Natural Shadowline	MRE0 MDF			
		Black Shadowline	Black MRE0 MDF			
	Planked Urban Oak	Black Shadowline	Black MRE0 MDF			
	Danish Walnut	Black Shadowline	Black MRE0 MDF			
	Classic Oak	Black Shadowline	Black MRE0 MDF			
	Blackened Legno	Black Shadowline	Black MRE0 MDF			
<b>Batten 40</b>	Raw Birchply	Black Shadowline	Black MRE0 MDF	3000 x 578	560	16
	Sublime Teak	Natural Shadowline	MRE0 MDF			
		Black Shadowline	Black MRE0 MDF			
	Planked Urban Oak	Black Shadowline	Black MRE0 MDF			
	Danish Walnut	Black Shadowline	Black MRE0 MDF			
	Classic Oak	Black Shadowline	Black MRE0 MDF			
	Blackened Legno	Black Shadowline	Black MRE0 MDF			
<b>VGroove 100</b>	Raw Birchply	Black Shadowline	Black MRE0 MDF	3000 x 518	500	16
	Sublime Teak	Natural Shadowline	MRE0 MDF			
		Black Shadowline	Black MRE0 MDF			
	Planked Urban Oak	Black Shadowline	Black MRE0 MDF			
	Danish Walnut	Black Shadowline	Black MRE0 MDF			
	Classic Oak	Black Shadowline	Black MRE0 MDF			
	Blackened Legno	Black Shadowline	Black MRE0 MDF			

## Ceiling Panels & Tiles

The MR MDF Panels are Fire Group 2 rated and available in six Laminex Woodgrain décors and three stylish profiles. Available as drop in ceiling tiles or suspended face fixed large panels, with Tongue & Groove. Large panels can create multiple looks due to the unique removable joint mechanism that enables a range of different panel layouts.

Ceiling Panels are available as a 2 panel pack.

Ceiling Tiles are available as a 5 tile pack.

Ceiling Panel					Dimensions (mm)		
Attachment	Joint	Profile	Décor	Substrate Colour	Thickness	Width	Length
Direct fix ceiling Suspended ceiling	Using removable Tongue & Groove: Seamless Joint Narrow Joint Wide Joint	<b>Batten 40</b>	Raw Birchply	Black Shadowline	12	560	2400
			Sublime Teak				
			Planked Urban Oak				
			Danish Walnut				
			Classic Oak				
			Blackened Legno				
			Raw Birchply	Black Shadowline			
		Sublime Teak					
		Planked Urban Oak					
		<b>Batten 60</b>		<b>Batten 60</b>	Raw Birchply	Black Shadowline	12
Sublime Teak							
Planked Urban Oak							
Danish Walnut							
Classic Oak							
<b>VGroove 100</b>		<b>VGroove 100</b>	Raw Birchply	Black Shadowline	12	500	2400
			Sublime Teak				
			Planked Urban Oak				
			Danish Walnut				
			Classic Oak				
			Blackened Legno				

Ceiling Tile					Dimensions (mm)		
Attachment	Joint	Profile	Décor	Substrate Colour	Thickness	Width	Length
Retrofit Grid System (Drop in tile)	Square Edge	Batten 60	Raw Birchply	Black Shadowline	12	595	1195
		Batten 40	Sublime Teak				
		VGroove 100	Planked Urban Oak				
			Danish Walnut				
			Classic Oak				
			Blackened Legno				
New Ceiling System (Drop in tile)			Raw Birchply	Black Shadowline	12	595	1195
			Sublime Teak				
			Planked Urban Oak				
			Danish Walnut				
			Classic Oak				
			Blackened Legno				



A proud  
Australian  
manufacturer





Wall Panels are Danish Walnut Batten 40 with Black Shadowline.  
Integrated joinery and flat walls in Laminex Danish Walnut.





### Technical and warranty Information

All technical information including Availability Guides, SDS, Technical Data Sheets, Fabrication & Installation Guide and Warranties are located at [laminex.com.au](http://laminex.com.au)

Laminex Architectural Panels have a ten year warranty.

### Visit us

For location of your closest showroom or more information visit [laminex.com.au](http://laminex.com.au)

### Call Us

For trade enquiries **132 136**

### Follow Us

[f facebook.com/LaminexAU](https://www.facebook.com/LaminexAU)

[p au.pinterest.com/LaminexAU](https://www.pinterest.com/LaminexAU)

[@ instagram.com/LaminexAU](https://www.instagram.com/LaminexAU)

[youtube.com/LaminexAU](https://www.youtube.com/LaminexAU)

# Laminex



Scan QR code for more information.