

**ARCADIA** **VERVE**<sup>®</sup>  
SUNSCREEN SYSTEM

 **ARCADIA**<sup>®</sup>  
Ventilation and Sunscreen Specialists





# VERVE® SUNSCREEN SYSTEMS



## OVERVIEW

Arcadia Verve® sunscreens offer the ultimate in privacy and sun shading. Arcadia believes that the Verve® sunscreen system is the best and most versatile product in the marketplace. It offers a stylish, energy efficient solution designed to withstand the harsh Australian environment. We are sure that after you have finished reading this brochure you will agree with us.



## IN THIS BROCHURE YOU WILL FIND

- Ideas on how Verve® can enhance a building.
- Information on the energy efficiency of Verve® sunscreens.
- A guide covering various custom options available.
- Design specification information.

We are available to answer your questions. Call our experts who will talk through your design requirements and who will be more than happy to assist you.

# THE LOOK OF THE EXTERIOR



## VERVE® SUNSCREENS

---

Verve® sunscreens provide a modern and stylish finish to your building. These quality, contemporary sunscreens are complementary to any building's architectural design and image.

For optimum energy efficiency and utility, it is important that appropriate suncreening is incorporated at an early stage in the project development.

Verve® sunscreens are available with fixed or adjustable horizontal and vertical louvres. A range of colour choices and finishes are also available. Verve® is truly flexible and perfect for every urban development.

Available in 4 standard models, Verve® sunscreens can be used in a variety of configurations and designs.

Arcadia will be happy to assist you to determine the best solution to ensure optimum energy efficiency, functionality and look.

# VERVE® SUNSCREEN SYSTEMS



## FUNCTION

---

Verve® sunscreens have been designed specifically for use on high rise apartments and commercial buildings.

Verve® sunscreens can be angled to increase or decrease sun light, to promote interior warming in winter and cooling in summer. Further, the sunscreen can be tilted to manage vision, natural light and glare.

Fixed, sliding, pivoting and bi-fold options are available, in order to suit any design intent.

## BENEFITS

---

- Passive sun control and reduced heating and cooling costs.
- Easy opening for outlook and to admit natural light.
- Privacy.
- Wind and airflow control.
- Improved personal comfort.
- Prevention of rain and hail damage.

Verve® sunscreens utilise quality track and roller systems that ensure long-lasting durability and smooth performance. The surrounding frame provides strength and support.









# ENVIRONMENT



## ENVIRONMENTAL BENEFITS

- Effective shading performance and optimum solar control by reducing heat and eliminating glare.
- Open construction which allows for natural airflow around the building, use of aluminium which is recyclable.

A higher green star rating is achievable when Verve® Sunscreens are included in the design. Arcadia offers a range of products in addition to the Verve® sunscreens which can assist you to meet the environmental objectives of your next project.

## ECO SUSTAINABLE LIVING

Using Verve® sunscreens will improve the sustainability and energy efficiency of your project.

The incorporation of sun shading in to the external glazing of a building means that the heat conduction and solar radiation in to the building are greatly reduced and therefore the building's energy efficiency is increased. Arcadia has designed the Verve® sunscreens in accordance with the Building Code of Australia, so they can be included in energy efficiency calculations for external glazing.





# TECHNICAL INFORMATION



## BASE MATERIAL

- Extruded Aluminium



## INFILLS AVAILABLE

- Zest@ Elliptical blades
- Zest@ Box blades
- Zest@ Batten blades
- Zest@ Custom blades
- Muse@ Perforated screens
- Spur@ Fixed louvres
- Match@ Grating



## FINISHES AVAILABLE

- Complete standard powdercoat range
- Complete standard anodised range
- Customised colours available on request



## OPERATING OPTIONS


- Manual operation
- Fixed position blades
- Sliding operation
- Pivot operation
- Bi-Fold operation



## ELLIPTICAL BLADE SIZES




TYPICAL PANEL WIDTH	
750	60mm
1000	90mm
1250	125mm



## BLADE ORIENTATION

- Blade can be utilised in either horizontal or vertical application.



# VERVE® DESIGN



## FIXED

---

The VerVe® fixed screen is perfect where flexibility is not required. It is an excellent static screen for sun control, privacy or as a dividing wall.

Fixed panel blades can operate or be fixed in position.



## SLIDING

---

The VerVe® sliding screen provides good flexibility. Single, dual or triple tracks can be utilised to allow screens to slide to one end of the balcony, and several screens can be fitted to each track.

VerVe® sliding screens can be provided with a handrail balustrade incorporating the bottom screen guide track. This is ideal where designers have a requirement for screens to mount between the balustrade hand rail and the building soffit.

VerVe® sliding screens can be located on the interior or exterior of balustrades, and the tracks are able to be recessed into the floor slab, providing a seamless appearance.

Sliding screen panel blades can operate or be fixed in position.

Arcadia reserves the right to change the VerVe® Sunscreen System product details at anytime.



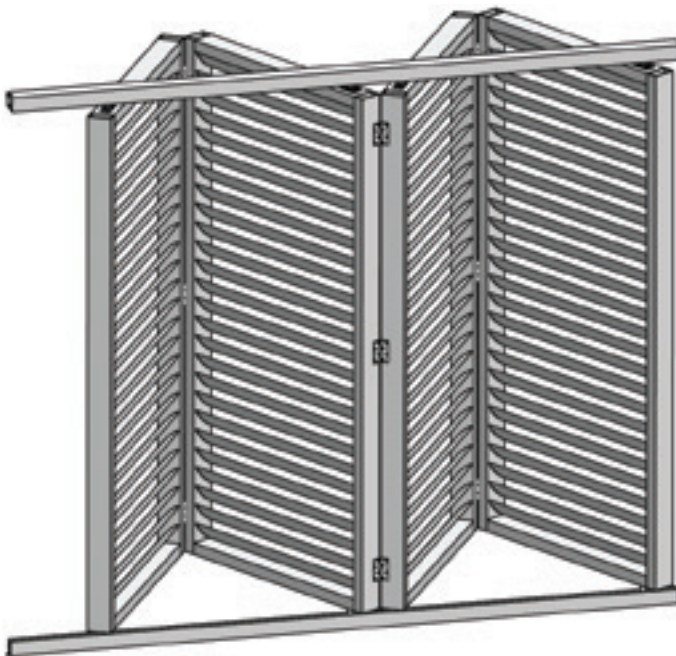


## PIVOTING

The Verve® pivoting screen is the ultimate sunscreening solution and can be positioned to suit the user at any angle from 0-90° degrees. This can be manually or electronically controlled with remote controls.

The Verve® pivoting screen is designed to be mounted outside the balustrade to maximize balcony space and eliminate any balcony restriction.

Pivoting screen blades can operate or be fixed in position.



## BI-FOLD

The Verve® bi-folding screen system provides excellent flexibility. Screens are set up in pairs and can be stacked to one side against the balcony wall. They incorporate a locking mechanism to enable them to be fixed in any position along the track.

Verve® bi-fold screens can be located either within the balcony area or outside the external balustrade.

Bi-folding screen blades can operate or be fixed in position.

### IMPORTANT INFORMATION FOR DESIGNERS

- Typically the Arcadia Verve® system is top hung with the top track being fixed to the soffit. It is imperative that adequate substrate is available to securely support the Verve® screens and top track system.
- It is critical to the operation and installation of the Verve® sliding and bi-folding screens that the substrates are level, straight and correctly aligned with each other.
- Arcadia recommends fixing bottom tracks to a vertical substrate where possible as this allows for overcoming issues with sloping balconies, screen heights and integration with floor tiles.
- When fixing Verve® bottom screen guide tracks to the floor, consideration should be given to water drainage and substrate alignment.
- Designers should contact their BCA consultant regarding any concerns on compliance with the BCA.







# VERVE® | SUNSCREEN SPECIFICATION

## VERVE® SUNSCREEN SYSTEMS

---

Sunscreens shall be Verve® series, designed to reduce solar heat gain, manufactured from extruded aluminium base material as standard with the manufacturer and finished using (select from **A** below).

All louvres shall be fitted with (select from **B** below) type louvre blades

## SCREEN OPERATION

---

The Verve® sunscreens shall be (select from **C** below) mounted on suitable substrate, provided by others.

## LOUVRE OPERATION

---

The Verve® sunscreens louvre blades shall be (select from **D** below) with (select from **E** below) orientation.

## INSTALLATION AND MOUNTING

---

Installation and mounting details will be designed to satisfy wind actions for Region (select from **F** below) and Terrain Category (select from **G** below) in accordance with AS 1170.2 structural design actions to suit Arcadia's proprietary systems and manufactures recommendations.

### VERVE® COLOUR

---

- A.**
- Powdercoat range
  - Anodising range
  - Specialised finishes available upon request

### VERVE® LOUVRE BLADE

---

- B.**
- Aluminium 60mm
  - Aluminium 90mm
  - Aluminium 125mm
  - Western red cedar
  - MIST® infill (see Mist® Brochure)
  - Match® infill (see Match® Brochure)

### VERVE® SCREEN TYPE

---

- C.**
- Fixed
  - Sliding
  - Pivoting
  - Bi-folding

### D. BLADES

---

- Fixed
- Manual operating blades
- Electric operating blades with remote control.

### E. BLADE ORIENTATION

---

- Vertical
- Horizontal

### F. REGION

---

- Region A
- Region B
- Region C
- Region D

### G. TERRAIN CATEGORY

---

- 1
- 2
- 2.5
- 3
- 4

### SIZE RANGE

---

- 3000H X 1000W
- Special sizes available upon request


Arcadia reserves the right to use alternative similar products to Zinalume® and Colorbond® materials.



ARCADIA IS A COMPANY THAT OFFERS A PROFESSIONAL TEAM  
WITH DIVERSE EXPERTISE.



DESIGN



MANUFACTURE



PROJECT MANAGEMENT



SERVICING MAINTENANCE

PROVIDING A FULL SPECTRUM OF SERVICES FROM CONCEPT  
TO COMPLETION FOR EVERY ASPECT OF YOUR PROJECT.

**COMPANY NAME**

Arcadia Global Pty. Ltd.

ABN No 62 008 668 291

**FOUNDED**

1927

**EMAIL**

admin@grouparcadia.com.au

**WEBSITE**

WWW.GROUPARCADIA.COM.AU



**SYDNEY - MELBOURNE - BRISBANE - ADELAIDE - PERTH - DARWIN**

**PHONE** 1300 458 458

**EMAIL** sales@grouparcadia.com.au

©2017 Arcadia Global Pty. Ltd.

This document is protected by copyright and all rights are reserved. No part of it may be reproduced, stored in a retrieval system or transmitted in any form by any means electronic, mechanical, photocopying, recording or otherwise without the prior written permission of the owner of the Copyright, or pursuant to the terms of a licence granted by behalf of the Copyright owner.