



SUPA TILE DIT

Feature drop-in tiles

100% accessibility • Re-use existing grid • Creative design • Australian Made and owned

SUPAWOOD.COM.AU

SUPAWOOD
ARCHITECTURAL LINING SYSTEMS




Why SUPATILE DIT?

- Perfect Refit solution – keep the grid & transform your space by upgrading to SUPATILE DIT
- Easy to wipe clean for ongoing client satisfaction
- Outstanding durability, no black stains or crumbling edges
- Quick to install = lower costs
- Acoustic choices for noise reduction
- Maximise Green Star credit points
- Fire Retardant Group 2 available
- 100% accessibility to the ceiling cavity
- Accurately calculate project costs – Budget Pricing available



Acoustic Options




Smooth 1200 x 600
Non-Acoustic




Two Stripe 1200 x 600
15% open area



Stripe 1200 x 600
17% open area




Dots-SP1 1200 x 600
10% open area



Bubbles 600 x 600
15% open area



Stripe 600 x 600
16% open area




Cyberspace 600 x 600
13% open area



Curve 600 x 600
15% open area



Angle 600 x 600
14% open area



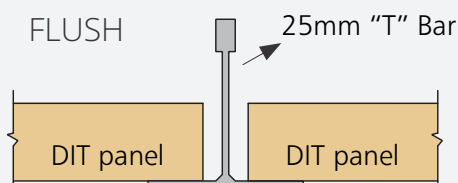
Breeze 600 x 600
28% open area

Note: Due to our policy of continuous improvement, these specifications may change without notice

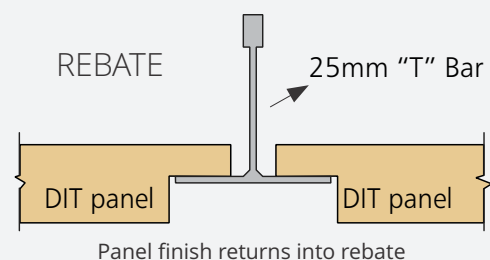
Fire Group 2 panels have a grey core as standard. Fire Group 3 panels have a brown core as standard.

Drop-in Options

SUPATILE DIT Flush - The most economical ceiling tile in the range, this is designed to sit flush with the T-bar grid system leaving the full 25mm grid exposed.



SUPATILE DIT Rebate - The matching edge rebate on these tiles creates a 25mm recessed shadow line for a tegular look.



Finishes and colours

SUPATEXTURE (ST) Tactile Woodgrains & Finishes

Fire Group 1 and 2 options available.

Tactile and highly durable we're so confident in SUPATEXTURE we offer a unique 30-year no hassle warranty.



Limewash ST




Vic Ash ST



Tasmanian Oak ST




Blackbutt ST




Spotted Gum ST



American Walnut ST



White ST



Black ST

SUPAFINISH (SF) Veneer & Coloured Laminates

Fire Group 1 and 2 options available.

SUPAFINISH is our most economical finish.



Vic Ash SF



Fusion Maple SF



Hoop Pine Classic SF




Euro Beech SF




Tasmanian Oak SF




Blackbutt SF



Spotted Gum SF



Virgin Walnut SF



White SF



Black SF

CREATIV

by SUPAWOOD

A fusion of art and wood

Creative, simple and effective,
fully customisable, innovative.



Learn how you can fuse art onto wood with our latest CREATIV solution.

[Click here](#)

for more information
or use the QR code



Imagine the possibilities

Ideal applications

- › Halls and auditoriums › Boardrooms
- › Libraries and classrooms › Offices
- › Meeting spaces › Foyers and lobbies







 [CLICK HERE TO DOWNLOAD OUR SUPATILE DESIGN & DETAILING MANUAL](#)

It's not easy to make your project stand out and satisfy performance, compliance and budget needs. We customise our systems to your requirements.

[DISCUSS YOUR PROJECT](#)

SUPAWOOD
ARCHITECTURAL LINING SYSTEMS

SUPAWOOD HEAD OFFICE
Australasian Support & Manufacturing
Aus: +61 1800 002 123
NZ: +64 (0) 9887 3234
info@supawood.com.au

SUPAWOOD UK
UK & EU Support & Manufacturing
+44 (0) 3307 00 00 30
sales@supawood.com.uk

Version 5.0

SUPAWOOD.COM.AU

Make Your Mark