



# WAFFLE BLADES

GEOMETRIC CEILINGS

Create striking geometric ceilings

**Vivid, geometric grid effects • Economical • Customisable**

[SUPAWOOD.COM.AU](http://SUPAWOOD.COM.AU)

**SUPAWOOD**  
ARCHITECTURAL LINING SYSTEMS

# SUPAWOOD WAFFLE BLADES


## Striking geometric ceiling effects made easy!

✓ SUPAWOOD WAFFLE BLADES is the new cost-effective ceiling system that allows you to easily design striking geometric effects.

✓ WAFFLE BLADES' vertical blades can be criss-crossed and angled in a myriad of different ways. Leave them in an open grid for a more spacious interior feel. Alternatively, enclose the back with black acoustic felt or even solid or perforated panels.

✓ Create dazzling patterns such as crosses, saltires, cubes and even complex multi-point starbursts.

✓ Exciting and on-trend, WAFFLE BLADES opens an incredible array of design possibilities without compromising services, access or your budget.



300 Adelaide Street, Brisbane, QLD

▶ **Installer:**  
CFI Constructions

▶ **Interior Designer:**  
Archway



# WAFFLE BLADES

are ideal for:



Retail



Hospitality



Offices and Commercial



Hotels

# WAFFLE BLADES technical details and design options

## Standard Blade Sizes

- > 290 x 18
- > 190 x 18
- > 140 x 18
- > 90 x 18
- > Custom depths and widths available

## Standard Grid Sizes

- > 1200
- > 900
- > 600
- > 450
- > 400
- > 300
- > Custom spacings available

## Standard Configurations

- > Square
- > Rectangular
- > 60 degree diamond
- > 45 degree diamond
- > With or without diagonal inserts
- > Custom angles possible


## Backing Options

- > Open
- > SUPABAB Black Acoustic Backing
- > Matching or contrasting panel backing
- > Mix it up
- > Access options available

## Fire Retardant Options

- > Achieve group 2 for certain configurations in SUPATEXTURE or SUPAFINISH


Square Waffle patterns (no backing)					Square Waffle with diagonals (no backing)						
		Blade Depth						Blade Depth			
		90 mm	140 mm	190 mm	290 mm			90 mm	140 mm	190 mm	290 mm
Grid Spacing	300	★				Grid Spacing	300				
	400		★				400	★			
	450			★			450		★		
	600				★		600			★	
	900						900				★
	1200						1200				
★ Recommended Configurations					Not Recommended						
Available in Fire Group 2 or 3					Available in Fire Group 3						



Western Sydney University 'Vertical Campus', Parramatta, NSW

► **Builder:**  
John Holland Sydney

► **Installers:**  
Interior Works and Amicus Projects



1


## Interlocking blade install details

### Assembly Concept


See sequence on left showing partly assembled to fully assembled.

Member lengths are typically 2400mm long.


This product can be assembled on the ground then lifted as a module or assembled piece by piece at final install height.



2



3



4

Fully assembled with diagonals.



5

Suspension clips to be inserted in groove on rear, then fixed with two screws through the side. Matching decal provided to cover screws.

# Finishes and colours

Colours shown are a guide only and will vary from blade to blade.

## SUPA VENEER

(NTV) Natural Timber Veneer

SUPA VENEER WAFFLE BLADES are only available in Fire Group 3



Hoop Pine CC



Tasmanian Oak 1/4



Blackbutt 1/4



American Oak CC



Spotted Gum 1/4



American Walnut CC



Midnight Black



or  
any other  
species

Your choice

**We can supply board to match joinery in SUPATEXTURE and SUPA VENEER.  
Also we can supply custom finishes to match standard melamine finishes.**

## SUPA TEXTURE

(ST) Tactile Woodgrains & Finishes

Group 2 Fire Retardant available.



Limewash ST




Vic Ash ST



Tasmanian Oak ST


Tactile and highly durable we're so confident in SUPATEXTURE we offer a unique 30-year no hassle warranty.



Blackbutt ST



Spotted Gum ST



White ST



Black ST



# SUPAFINISH

(SF) Veneer & Coloured Laminates

Available in Fire Group 2 options.



Vic Ash SF



Fusion Maple SF



Hoop Pine Classic SF




Euro Beech SF



Tasmanian Oak SF



Blackbutt SF



Spotted Gum SF



Virgin Walnut SF



White SF



Black SF



Valley Metro Fortitude Valley QLD

► **Builder:**  
Buildcorp

► **Architect/Designers:**  
Architectus



DOWNLOAD WAFFLE BLADES SPEC WORDING

It's not easy to make your project stand out and satisfy performance, compliance and budget needs. We customise our systems to your requirements.

DISCUSS YOUR PROJECT

**SUPAWOOD**  
ARCHITECTURAL LINING SYSTEMS

**SUPAWOOD HEAD OFFICE**  
Australasian Support & Manufacturing  
Aus: +61 1800 002 123  
NZ: +64 (0) 9887 3234  
info@supawood.com.au

**SUPAWOOD UK**  
UK & EU Support & Manufacturing  
+44 (0) 3307 00 00 30  
sales@supawood.com.uk

Version 3.0

SUPAWOOD.COM.AU

*Make Your Mark*