



brilliant

Solutions for your Home



Features at a Glance

Unique, high-tech polymer

Adhere with a clear Neutral Cure 100% silicon

Hi-Gloss finish

10-year UV warranty

Available off-the-shelf in designer colours

Can be colour-matched to suit
(depending on project scale)

Scratch resistant

Scratches can be polished out

Easy to work- easy to install

Higher heat distortion (up to 80° Celcius)

Lighter, more cost-effective than painted glass

Environmentally friendly: recyclable/ lower energy
than glass to produce

100% recyclable


Builders have on-site control

25 times more impact resistant than glass

Available in various sizes

No grout to clean

Highest chemical resistance in category



For your nearest Akril stockist
please call: 1800 464 728

Manufactured in Australia by



Melbourne, Victoria
Telephone: (03) 8755 0500
Fax: (03) 8788 0599
Email: cme@composite.com.au



akril.com.au

brilliant

What is Akril?

An environmentally friendly way to add colour, functionality and durability to your home.



For residential or commercial projects — wet areas, decorative panels and virtually any vertical surface — Akril is brilliant. It's lightweight, cost effective, easy to cut to size and install on site.

Best of all, it lets your brilliant ideas shine through.

Akril is manufactured in Australia from an environmentally friendly, highly engineered polymer enhanced with colour. It's 50% lighter than glass and 25 times more impact resistant. Akril is the logical alternative to glass as it won't shatter, crack or chip when hit with force and on average is 40% cheaper to install. It is extremely DIY friendly and easy to install with only standard power tools required for installation.

With its high impact resistance Akril won't scratch easily and will not grow bacteria making it the perfect solution for high use areas such as kitchens where food is prepared, laundries, bathrooms, shower walls as well as your entertaining areas.

Should you scratch or damage Akril on the front surface, you will be confident in the knowledge that any scratches can be easily buffed out and returned to Akril's original finish.

Akril's ease of repairability in being able to simply return the product back to its original form, is a unique feature of the product.

You will be able to transform almost any vertical surface into a beautiful feature in and around your home.

The Range

Polymer Filler Panels

Standard Panel Size

Height	Width	Thickness
145mm	2440mm	4mm or 6mm
300mm	900mm	4mm
300mm	1200mm	4mm
445mm	2600mm	4mm
445mm	1200mm	4mm
575mm	2600mm	4mm
575mm	1200mm	4mm
600mm	3050mm	4mm or 6mm
600mm	3600mm	4mm
680mm	3050mm	6mm
725mm	1200mm	6mm
725mm	2440mm	6mm
725mm	3050mm	6mm
760mm	1200mm	4mm
760mm	2600mm	4mm
860mm	2600mm	4mm
860mm	3050mm	4mm
895mm	760mm	4mm
900mm	2440mm	4mm
920mm	2000mm	4mm or 6mm
1220mm	2000mm	4mm or 6mm
1220mm	2440mm	4mm or 6mm
1220mm	3050mm	4mm or 6mm

Glass Filler Panels

Height	Width	Thickness
200mm	895mm	5mm
200mm	595mm	5mm
650mm	895mm	5mm
650mm	595mm	5mm
730mm	895mm	5mm
730mm	595mm	5mm

Stainless Steel Filler Panels

Stainless Steel Filler Panels- Vertical Grain

Height	Width	Thickness
650mm	597mm	1mm
650mm	897mm	1mm

Stainless Steel Filler Panels- Horizontal Grain

Height	Width	Thickness
650mm	597mm	1mm
650mm	897mm	1mm
730mm	597mm	1mm
730mm	897mm	1mm

Note: Colour variation between batches can occur.


Decorator Range

We have a range of designer colours available in a striking gloss finish. We are also able to colour coordinate to your requirements if you have a large project with specific colour needs.

Solid Colours




Metallic Colours



Akril Select

Designs to bring new life to your home.



Note: When joining an image please do not mix sheet sizes. The sheet size must be the same for the image to follow continuously across two sheets. For single sheet purchases please note the image. When using the glass colour matched panel system, slight colour differences can occur between the glass and polymer panels due to the nature of glass composition. Everything possible will be done to deliver the best match however due to the above factors a perfect match cannot be guaranteed every time. Akril Select form must be completed to process order.

Pictured
(below) Victorian Tile
Kitchen Splashback

Kitchen Splashbacks

Transform almost any vertical surface into a beautiful feature in your home

Akril kitchen splashbacks are half the weight of glass and 25% more impacts resistant, as it will not shatter when hit with force.

Note: Must check the distance between cooktop and splashback with the cooktop manufacturer

It is lightweight, cost effect, easy to cut and easy to install onsite. Splashbacks can be installed behind Electric, Induction or Ceramic cooktops with sufficient clearance..

For gas cooktops, please look at our glass filler panels or stainless steel filler panels

Pictured
(below) Mocha Kickboard

Akril Stainless Steel Filler Panels

Akril offer a range of stainless steel filler panels to give you even more options in your kitchen.

Easy DIY installation directly over a Akril Polymer gives you the flexibility to use behind a gas cooktop and protect against radiant heat.

With 4 sizes available in horizontal grain and 2 in vertical, Akril stainless steel filler panels are sure to match your kitchen.

Nano Coat technology gives all horizontal grain stainless steel filler panels fingerprint resistance, a feature that removes one of the most common issues with stainless steel in the home.



Horizontal Grain – Fingerprint Resistant



Vertical Grain



Shower Splashbacks No grout makes cleaning easy!

Pictured Georgian Tile Bathroom Panel

Pictured Wheat Grass Bathroom Panel Using a Continuous Image



Simply use standard non-abrasive household cleaners to keep your Akril Panels clean. No harsh scrubbing required.

Environmentally friendly, Akril comes in a range of designer colours and finishes that are at home in virtually any vertical application. Let your imagination loose in showers and bath surrounds

That's Brilliant!

Panel Orientation

Pictured Left: Forest Magic - Horizontal
Below: Forest Magic - Vertical

Akril Polymers can be used around the home in many applications, sometimes in a vertical orientation such as in showers or feature walls. Our Select range can be reorientated to accommodate this and to provide a design across one or more vertical panels.

To order a Select Product use our Select Order form to clearly state the orientation of your image.

If you require the design to be continuous across more than one sheet clearly note this at the same time.

Please note that only a section of the Select design is able to be provided when ordering in a vertical orientation. Our designer will choose the best section based on your order requirements. See below for an example.



Laundry Splashbacks

Akril is a highly engineered polymer, enhanced with colour, that offers a new source of design inspiration.

This durable panel was originally developed as a cost effective alternative to painted glass but its qualities of versatility, flexibility and workability allow it to stand alone in a range of domestic, commercial and display situations.

Having half the weight and being more cost effective than painted glass is a great start—but Akril has so much more going for it.

It's ready availability and ease of installation reduces lead times and delays. It has higher heat distortion than conventional polymers (up to 80° Celsius) which means it has more applications. What's more, scratches can be polished out.

In so many ways, 'brilliant' is the only word that can sum up Akril's great qualities so completely. From the lustre of its surface to the depth of its colour.

Brilliant! From its versatility and durability, to its extraordinary practicality on site.

Now, that's truly brilliant.



Akril Polish Kit

The Akril Polish Kit can be used to remove scratches or to create beautiful polished edges on Akril Polymers. By working through various grades of sand paper and finishing with the Ultra Polishing Cream, you can remove scratches and return the surface to its original lustre.

Using Akril Behind Cooktops Induction/Electric/Ceramic/Gas

Induction, Electric & Ceramic Cooktops*

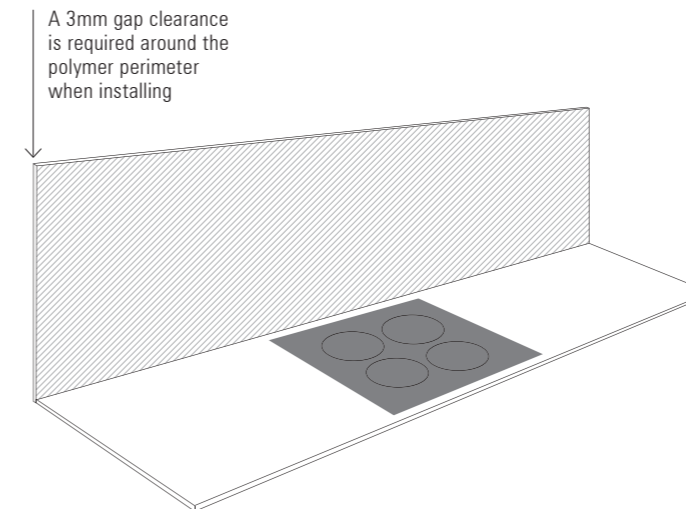
Akril's engineered polymer is durable and repairable at the same time. It meets Australian standards when installed with sufficient clearance directly behind any electric, ceramic or induction cook top, reducing the time and hassles associated with custom glass splashbacks.

Gas Cooktops*

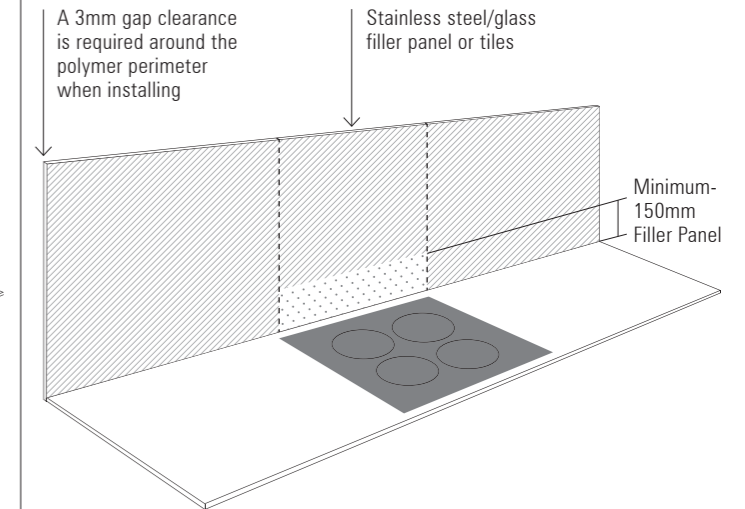
For gas cooktops we recommend a minimum 200mm clearance from the periphery of the gas burner to the Akril splashback as per the AS/NZS standards, AS/NZS 5601.1:2010 Domestic Kitchen Assemblies—Installation.

Australian standards require the use of a minimum 150mm high non combustible material behind any gas cooktop. The use of a colour matched Akril glass filler panel is perfect for this giving a seamless colour finish. Alternatively Akril stainless steel filler panels or tiles behind the cooktop can also be used.

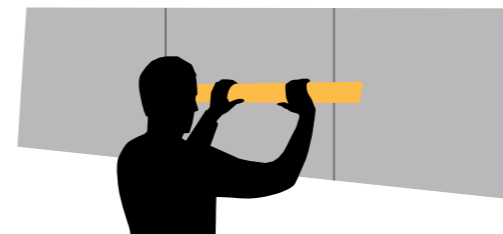
That's brilliant.



Akril Polymer Panel, Bench Top, Cooktop



Akril Polymer Panel, Bench Top, Cooktop, Filler Panel



Note: Alter the thickness of silicone applied behind the different sizes of glass and polymer to obtain a flush finish across all materials. Pressing a straight edge against panels on the wall will assist with this.

*Warranty will be void if Akril comes into direct contact with cooking apparatus or exposed to prolonged radiant heat and not installed as per manufacturers specification. Please refer to www.akril.com.au for full installation manual and warranty. When using the glass colour matched panel system, slight colour differences can occur between the glass and polymer panels due to the nature of glass composition. Everything possible will be done to deliver the best match however due to the above factors a perfect match cannot be guaranteed every time. Always refer to cooktop and splashback installation manual before starting any installation.

Akril Select: A revolutionary new system for splashbacks & panels



Akril Select Order Form



Use this order form to draw a quick diagram of your requirements and to ensure correct alignment and orientation of your panels for your space. Please note this is not for custom sizing, cutting or to scale. Must send with all Akril Select orders

Example Diagram	A	B	C	D
	[A large grid area for drawing the splashback layout]			

Section	Measurement	Colour/Design	Material	Continuous Image
A	mm			<input type="checkbox"/> Yes <input type="checkbox"/> No
B	mm			
C	mm			Panel Orientation
D*	mm			<input type="checkbox"/> Horizontal
E*	mm			<input type="checkbox"/> Vertical

Support T 1800 46 47 28 E orders@composite.com.au
F 03 9729 5197 W www.akril.com.au

* If required Colours in a printed brochure can look different than in real life. Everything possible will be done to deliver the best match however due to the nature of paint compared to print a perfect match cannot be guaranteed every time. Please take this into consideration when ordering your Akril panel. Due to the composition of glass your colour matched filler panel can vary up to 10% in difference from your polymer panel.

akril™

brilliant



Phone 1800 46 47 28
Enquiries enquiries@akril.com.au
Orders orders@composite.com.au
online www.akril.com.au

Manufactured in Australia by



Melbourne, Victoria
Telephone: (03) 8755 0500
Fax: (03) 8788 0599
Email: cme@composite.com.au



06/21