

**Mouldex**<sup>®</sup>  
*Lightweight Architectural Mouldings*

# Architectural Profiles and Columns



[www.PrestigeWallSystems.com.au](http://www.PrestigeWallSystems.com.au)

# CONTENTS

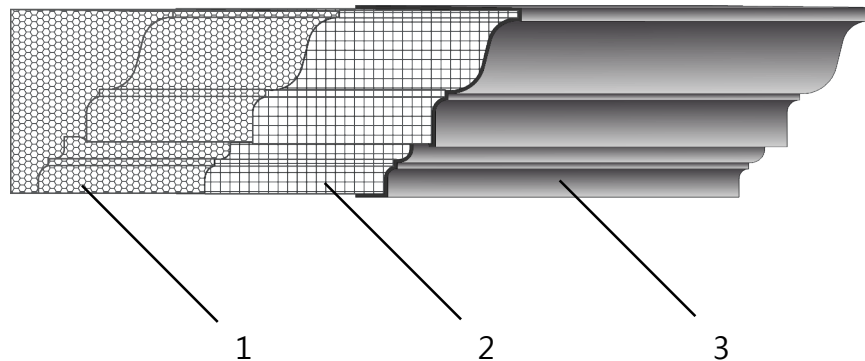
<b>ARCHITRAVES</b>	<b>4</b>
<b>CHORDS</b>	<b>7</b>
<b>FLAT BANDS</b>	<b>9</b>
<b>BANDS</b>	<b>10</b>
<b>WINDOW SILLS</b>	<b>11</b>
<b>PLINTHS</b>	<b>12</b>
<b>WINDOW HOODS</b>	<b>13</b>
<b>PARAPETS</b>	<b>14</b>
<b>QUOINS</b>	<b>18</b>
<b>COLUMNS</b>	<b>19</b>



# Mouldex® Architectural Profiles and Columns

Mouldex® Profiles are composed of an EPS (expanded polystyrene) core for its lightweight and insulating properties, followed by fibreglass mesh to add impact resistance and flexibility in the cement exterior. Finally, 1 or 2 coats of polymer render are applied, leaving a smooth, durable exterior ready for painting.

1. EPS foam core: precision shaped with detail forms the base of the Mouldex® mouldings
2. Fibre Glass reinforcement mesh: Reinforces the mouldings
3. Flex Coat coating: provides a hard, durable, yet flexible surface with a masonry look - cockatoo resistant



Rendered product with masonry look, greater design flexibility due to its lightweight construction. A fast and easy installation of the Rendex product range, saves time and labour.


We have an expansive range of lightweight external mouldings, columns & garden features on offer, along with the ability to custom design that special thing your specific project may require.

**For more information call PWS on 1300 663 118**

**or visit**


**[www.PrestigeWallSystems.com.au](http://www.PrestigeWallSystems.com.au)**

# 4 ARCHITRAVES




**PWA 065**

Height 65 mm  
Width 29 mm




**PWA 075**

Height 75 mm  
Width 25 mm



**PWA 080**

Height 80 mm  
Width 34 mm



**PWA 093**

Height 93 mm  
Width 32 mm




**PWA 097**

Height 97 mm  
Width 29 mm



**PWA 098**

Height 98 mm  
Width 29 mm




**PWA 102**

Height 102 mm  
Width 40 mm




**PWA 110**

Height 105 mm  
Width 35 mm



**PWA 111**


Height 111 mm  
Width 40 mm



**PWA 112**

Height 112 mm  
Width 44 mm


# ARCHITRAVES 5



## PWA 115

Height 112 mm


Width 34 mm



## PWA 117

Height 117 mm

Width 41 mm



## PWA 120

Height 120 mm


Width 53 mm



## PWA F122

Height 120 mm


Width 37 mm



## PWA 135

Height 135 mm

Width 40 mm



## PWA 137

Height 137 mm

Width 42 mm



## PWA D140

Height 140 mm

Width 60 mm




## PWP U140

Height 138 mm

Width 50 mm


# 6 ARCHITRAVES



## PWA F150

Height 150 mm


Width 61 mm



## PWA D151

Height 151 mm


Width 68 mm



## PWA 165

Height 165 mm


Width 64 mm



## PWA F200

Height 200 mm

Width 65 mm



## PWA F243

Height 243 mm

Width 54 mm

# CHORDS 7




**PWC 045**  
Height 50 mm  
Width 25 mm




**PWC 059**  
Height 59 mm  
Width 37 mm



**PWC 067**  
Height 67 mm  
Width 40 mm




**PWC 070**  
Height 70 mm  
Width 29 mm




**PWC 086**  
Height 89 mm  
Width 68 mm



**PWC 088**  
Height 88 mm  
Width 45 mm




**PWC 090**  
Height 90 mm  
Width 70 mm



**PWC 093**  
Height 95 mm  
Width 71 mm




**PWC 095**  
Height 95 mm  
Width 38 mm



**PWC 102**  
Height 102 mm  
Width 42 mm


# 8 CHORDS



**PWC F105**

Height 105 mm


Width 90 mm



**PWC F130**

Height 127 mm

Width 102 mm



**PWC 166**

Height 166 mm

Width 50 mm



# FLAT BANDS 9



**PWB 050**  
Height 50 mm  
Width 20 mm



**PWB 070**  
Height 70 mm  
Width 20 / 50 mm



**PWB 075**  
Height 100 mm  
Width 20 mm



**PWB 080**  
Height 80 mm  
Width 45 mm



**PWB 100**  
Height 100 mm  
Width 20 / 40 / 75 mm



**PWB 120**  
Height 120 mm  
Width 20 / 25 mm



**PWB 150**  
Height 150mm  
Width 20 / 40 mm



**PWB 200**  
Height 200 mm  
Width 20 mm



**PWB 250**  
Height 250 mm  
Width 20 / 25 mm



**PWB 300**  
Height 300 mm  
Width 20 / 40 mm

# 10 BANDS



## PWB 045

Height 45 mm  
Width 85 mm




## PWB 085C

Height 100 mm  
Width 25 mm




## PWB 098

Height 98 mm  
Width 25 mm




## PWB 100C

Height 100 mm  
Width 30 / 100 mm




## PWB 112

Height 122 mm  
Width 30 mm



## PWB 150C

Height 155 mm  
Width 40 mm



## PWB 155

Height 155 mm  
Width 40 mm




## PWB 215

Height 215 mm  
Width 30 mm



## PWB 306


Height 300 mm  
Width 80 mm



## PWB 308

Height 308 mm  
Width 30 mm

# WINDOW SILLS 11



**PWS F117**

Height 117 mm


Width 76 mm



**PWS 122**

Height 122 mm


Width 82 mm



**PWS 125**

Height 125 mm

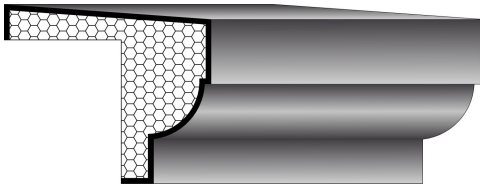
Width 73 mm



**PWS 127**

Height 132 mm


Width 70 mm



**PWS 128**

Height 132 mm


Width 180 mm



**PWS 137**

Height 137 mm

Width 86 mm




**PWS 156**

Height 160 mm

Width 85 mm

# 12 PLINTHS



**PLINTH 300**

Height 300 mm


Width 40 mm



**PLINTH 300F**

Height 300 mm


Width 40 mm



**PLINTH 400x55**

Height 400 mm

Width 55 mm




**PLINTH 400**

Height 400 mm

Width 55 mm

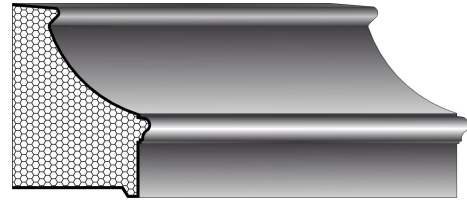
# WINDOW HOODS 13



## **PWH 207**

Height 207 mm


Width 208 mm



## **PWH 235**

Height 235 mm

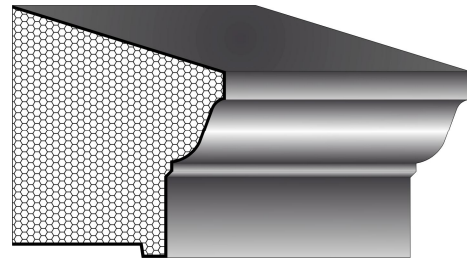
Width 175 mm



## **PWH 275 / 375**

Height 275 / 332 mm

Width 170 / 265 mm



## **PWH 300**

Height 300 mm

Width 250 mm

# 14 PARAPETS




## PWP 129

Height 129 mm  
Width 65 mm




## PWP D130

Height 130 mm  
Width 123 mm




## PWP 150

Height 150 mm  
Width 150 mm




## PWP 155

Height 155 mm  
Width 80 mm



## PWP 165

Height 165 mm  
Width 95 mm



## PWP F166

Height 166 mm  
Width 163 mm



## PWP 170

Height 170 mm  
Width 125 mm




## PWP 183

Height 183 mm  
Width 100 mm



## PWP 185

Height 185 mm  
Width 50 mm




## PWP 186

Height 186 mm  
Width 102 mm


# PARAPETS 15



**PWP 200**  
Height 200 mm  
Width 96 mm




**PWP E200**  
Height 191 mm  
Width 282 mm




**PWP 205**  
Height 205 mm  
Width 160 mm




**PWP 206**  
Height 206 mm  
Width 64 mm




**PWP 207**  
Height 207 mm  
Width 99 mm




**PWP 208**  
Height 208 mm  
Width 180 mm




**PWP 209**  
Height 210 mm  
Width 160 mm



**PWP 220**  
Height 220 mm  
Width 220 mm

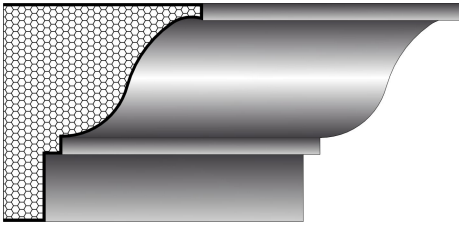


**PWP F220**  
Height 220 mm  
Width 200 mm




**PWP U220**  
Height 220 mm  
Width 123 mm

# 16 PARAPETS




**PWP F260**

Height 260 mm  
Width 238 mm




**PWP 260**

Height 260 mm  
Width 145 mm




**PWP 270**

Height 270 mm  
Width 194 mm



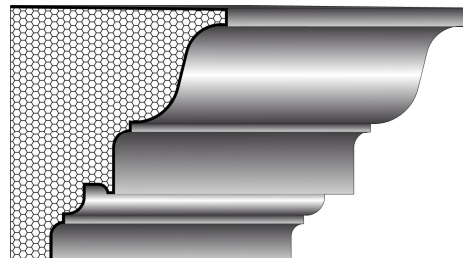
**PWP U270**

Height 270 mm  
Width 150 mm




**PWP 300**

Height 304 mm  
Width 134 mm



**PWP F305**

Height 305 mm  
Width 260 mm

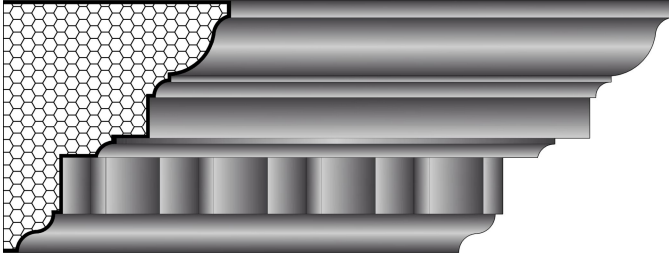


**PWP F320**

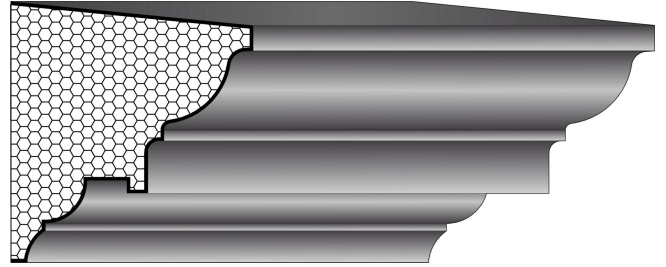
Height 320 mm  
Width 260 mm



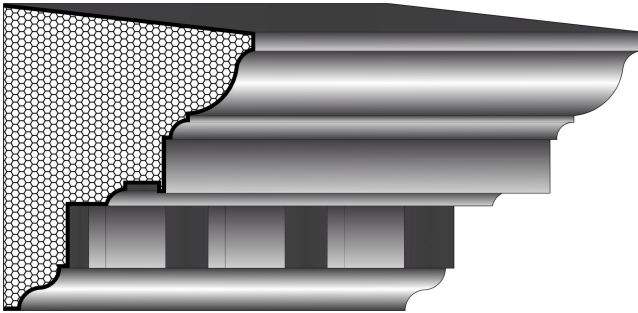
# PARAPETS 17




**PWP D320**  
Height 327 mm  
Width 295 mm



**PWP F350**  
Height 350 mm  
Width 326 mm



**PWP D360**  
Height 360 mm  
Width 295 mm

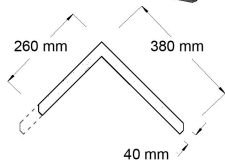



**PWP 398**  
Height 398 mm  
Width 280 mm

# 18

## QUOINS

SOLID LIGHTWEIGHT AND  
LIGHTWEIGHT (EPS)



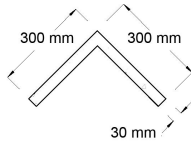
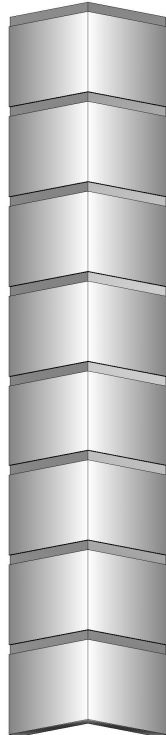
### OVQ (V-Slot)

Large Block 380 x 300mm

Small Block 260 x 300mm

Height 1.35 m

\* solid lightweight

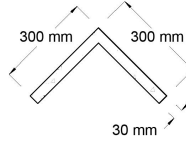


### QSQ (Square-Slot)

Block 300 x 300mm

Height 1.35 / 2.7 m

\* solid lightweight

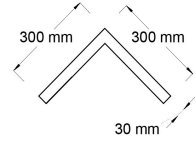



### QV (V-Slot)

Block 300 x 300mm

Height 1.35 / 2.7 m

\* solid lightweight



### QF


Width 300 / 350 / 400 mm

Height 2.7 m


# COLUMNS

NON - STRUCTURAL DECORATIVE COLUMNS  
AND STRUCTURAL COLUMNS


# 19




**CLN SQ**  
Width 315 mm  
Height 3 m



**CLN ROU**  
Column Dia 315 mm  
Height 3 m



**CLN TAPD**  
Base dia 260 - 350 mm  
Top dia 210 - 290mm  
Height 3m



**CLN FLU**  
Base dia 315 mm  
Height 3 m

\*Cut out for structural posts  
75x75 / 100x100 / 150x150mm  
\* Capitals / bases are for illustration purposes only

[www.prestigewallsystems.com.au](http://www.prestigewallsystems.com.au)



Tel 1300 663 118  
Fax 1300 676 233  
sales@rendex.com

**SA** 24 Humphries Tce, Kilkenny, South Australia 5009  
**VIC** 11A Salvator Dr, Campbellfield, Victoria 3061