



security solutions for your home




www.prowlerproof.com.au

© Copyright 2004 Gershwin Pty Ltd
ABN 220 641 02816


PRODUCT APPLICATIONS

Prowler Proof manufactures a full range of products to suit a variety of window and door styles and applications. Many choices are available to provide maximum security for you and your family while still enhancing the individual style of your home.




hinge doors

Prowler Proof hinge doors have numerous features across a full range of styles. Designed for a number of different applications, our hinge doors enhance single and french doors (double doors), as well as providing internal and external swinging options.



sliding doors

All Prowler Proof sliding doors have also been designed in a full range of styles, with numerous features available. Just like the hinge doors, all of Prowler Proof's sliding doors are designed to suit a range of different applications including single and double sliding systems. Prowler Proof sliding doors suit a range of different sliding glass door systems produced by Australia's leading window manufacturers.



window screens

Prowler Proof window screens are also designed to suit a range of different window systems produced by Australia's leading window manufacturers and are available in a large range of styles with numerous product options.

PRODUCT RANGE


Prowler Proof manufactures a very comprehensive range of products, from Insect Screens for your windows to Heritage Designed front doors. You have the advantage of selecting from a range where you can mix and match each product, coordinating security, price and style to achieve the best results within your budget.

All Prowler Proof products are styled to ensure a consistently high level of quality and finish to complement your home.


1 INSECT SCREENS




2 DIAMOND DESIGNS



3 FORCEFIELD



4 HERITAGE DESIGNS



INSECT SCREENS

VALUE
FINISH
QUALITY
STRENGTH
RELIABILITY



“The humble Insect Screen has never been better.”

Prowler Proof offers you a superior quality Insect Screen unlike any other on the market.

Prowler Proof Insect Screens are a robust and reliable product that you can depend on to keep small intruders out.

The choice and quality of finish available ensures that there is a product to suit all personal décor requirements.

Attention to detail during the manufacturing process ensures that Prowler Proof Insect Screens have superior strength that will withstand the true test of time.

An investment in Prowler Proof Insect Screens for your home will not only enhance your lifestyle opportunities but also add value to your property.

“Insect Screens keep the insects out while letting fresh air in. What a relief.”


INSECT SCREENS:

- FULLY WELDED FRAMES
- FIBREGLASS INSECT GAUZE
- IDEAL FOR HIGHER STOREY WINDOWS WITH A LOW SECURITY RISK

insect screens
fully welded aluminium



A fully welded insect screen from corner to corner.



1 2 3 4

INSECT SCREENS

DIAMOND DESIGNS

FORCEFIELD

HERITAGE DESIGNS

DIAMOND DESIGNS

VALUE
FINISH
QUALITY
STRENGTH
RELIABILITY

“Security has never been this good.”

Prowler Proof offers you a range of revolutionary Diamond Design products with superior strength that you know your family can depend on.

A range of decorative styles, all manufactured in 7mm security mesh, together provide an excellent value security option.

The range and quality of finish provides a selection of products with your personal style in mind.

Prowler Proof Diamond Design is a robust and reliable option that can be depended on to provide peace of mind.

The Prowler Proof Diamond Design provides you and your family with a quality product that enhances your sense of freedom in your home.

“Diamond Designs offer you an effective and affordable way to protect your home.”

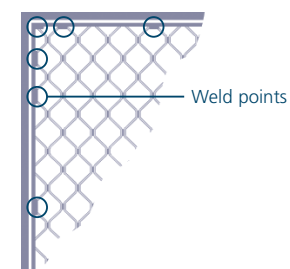
DIAMOND DESIGNS:

- MATCH YOUR SECURITY STRENGTH WITH YOUR BUDGET
- A RANGE OF DESIGNS
- PROWLER PROOF'S MOST POPULAR PRODUCT

heavy diamond aluminium security mesh

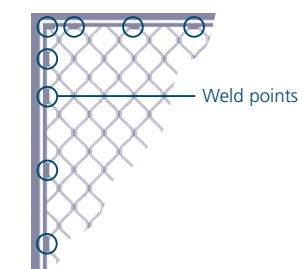
HD10

Ten times stronger than your average security product, HD10 is double welded in the corners and then every third contact point.



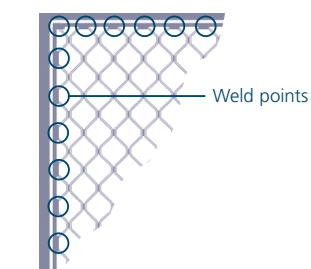
HD20

Twenty times stronger than your average security product, HD20 is double welded in the corners and then every second contact point.



HD40

Forty times stronger than your average security product, HD40 is the only fully welded aluminium security product available in Australia.





Seamless robotically welded corners

High tensile 7mm expanded aluminium security mesh

Quality powder coat finish

High tensile heavy duty extruded aluminium



DIAMOND DESIGNS

VALUE
FINISH
QUALITY
STRENGTH
RELIABILITY

2 3 4

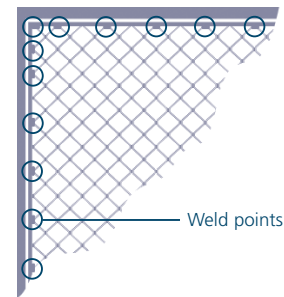


small diamond aluminium security mesh

SD30

Thirty times stronger than your average security product, SD30 is double welded in the corners and then every second contact point.

Prowler Proof has elevated the industry standard by offering you the choice of the Small Diamond product. SD30 has been designed to have a smaller opening in the mesh to reduce a prowlers' ability to gain access to your home. It is also thirty times stronger than your average security product offering great value.



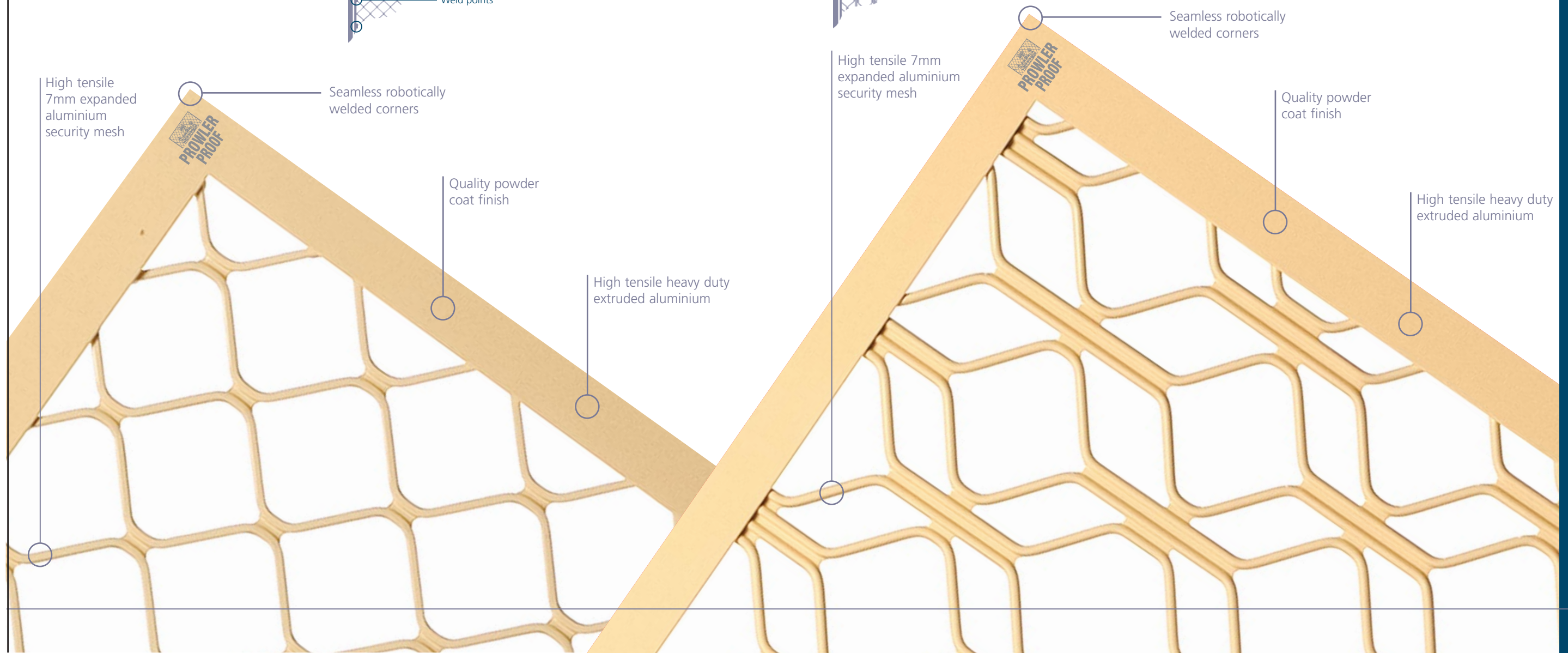
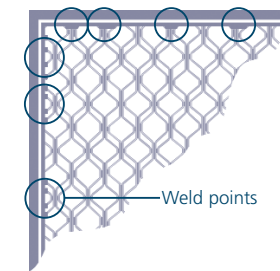
double diamond aluminium security mesh

DD40

Forty times stronger than your average security product, DD40 is a premium security product that is double welded in the corners and then every second contact point.



The Double Diamond security product offers you something a little different. DD40 combines an attractive design with impressive quality and strength. The DD40 is an extremely reliable product with a superior finish that provides excellent value for money.



DIAMOND DESIGNS

FORCEFIELD

HERITAGE DESIGNS

FORCEFIELD

VALUE
FINISH
QUALITY
STRENGTH
RELIABILITY



“A security solution with clear vision for your home.”

Prowler Proof offers you the innovative ForceField product, a unique, almost transparent, security barrier of the highest manufacturing and aesthetic quality.

Prowler Proof ForceField also provides the ultimate in security strength through its use of woven stainless steel that still allows clear views and breezes to pass through.

The combination of superior manufacturing and materials has created a durable and reliable product unequalled within the current market.

The high quality finish of Prowler Proof ForceField ensures that it will complement your home's interior and exterior design.

An investment in Prowler Proof ForceField will provide you with security that will not only enhance your lifestyle but also add value to your home.

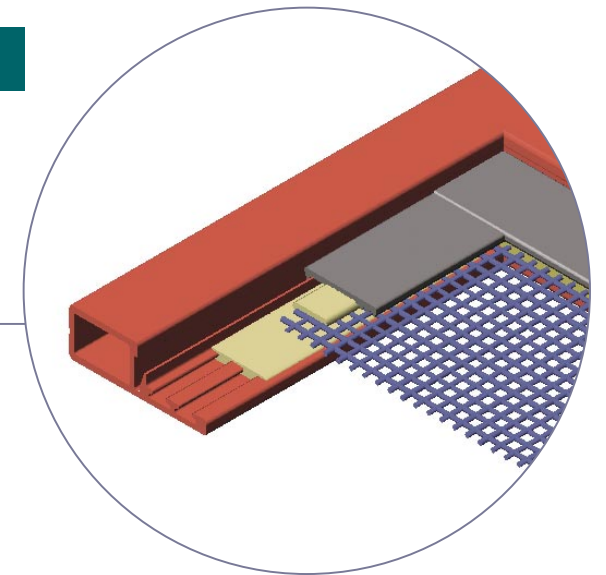
“Achieve the style, reliability and strength that only ForceField can deliver.”

FORCEFIELD:

- JUST LIKE AN INVISIBLE BARRIER
- RETAINS YOUR VIEWS
- SECURITY FOR EVERY SITUATION

forcefield stainless steel woven security mesh

Twenty times stronger than your average security product, ForceField uses a 0.8mm thick wire of 316 marine grade stainless steel mesh that is linked using a synthetic compound into an extra heavy duty frame.



0.8mm 316 marine grade stainless steel mesh

Seamless robotically welded corners

Quality powder coat finish

High tensile heavy duty extruded aluminium



“Confidence from strength and durability.”

The Prowler Proof Heritage Design range offers you a selection of uniquely designed doors and side lights with a superior finish that add character to your home.

The product range has been developed to offer you and your family a reliable, durable and attractive product that enhances your home as well as increasing its security.

Manufactured with rust-free cast aluminium, the Heritage Design range provides you with confidence that comes with the strength of a fully welded product.

As well as providing a level of security, the quality and elegance of the product will complement the architecture of your home.

The combination of good design and flawless manufacturing will ensure that the Prowler Proof Heritage Design range is a value-adding investment to your property.


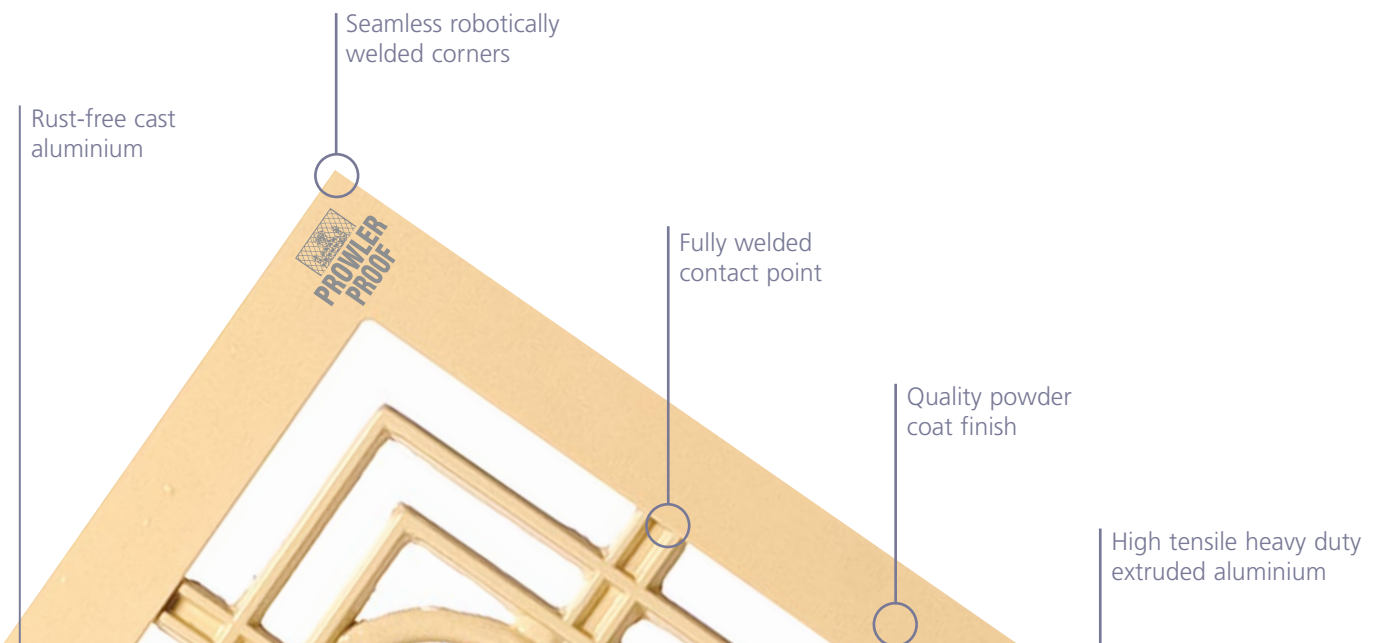
“Enhance the style of your home and add character with Heritage Designs.”

HERITAGE DESIGNS:

- SUITS THE STYLE OF YOUR HOME
- IDEAL FOR ENHANCING YOUR HOME'S FRONT ENTRANCE

heritage cast aluminium panels

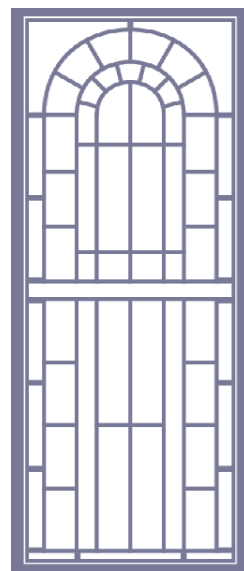
Heritage products are welded into a high tensile heavy duty frame that is fully welded. All designs are welded at every contact point.



HERITAGE DESIGNS

heritage cast aluminium panels

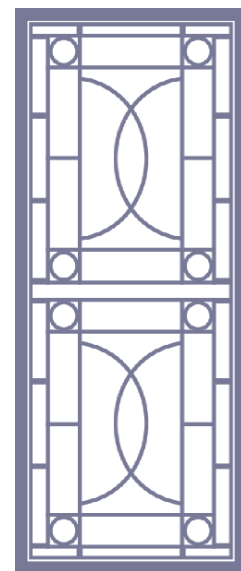
Choose a style from our range to enhance and add style to your home.



SP13AB



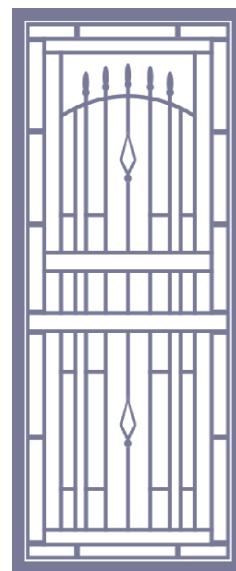
SP16AB



SP17



SP36



SP29AB



SP31AB



SP34AB



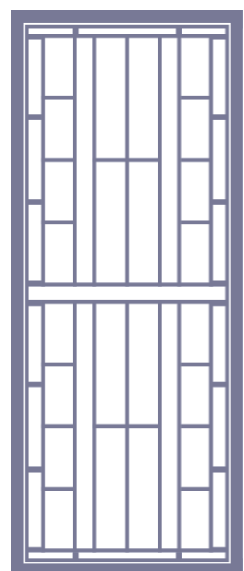
SP35AB



SP6



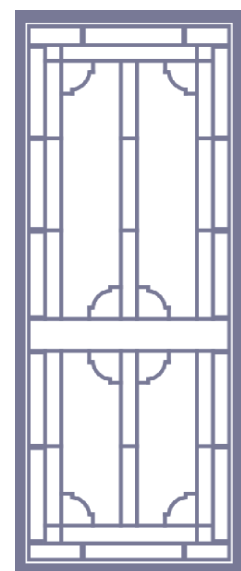
SP7



SP13BB




SP16BB



SP27AB



SP28AB



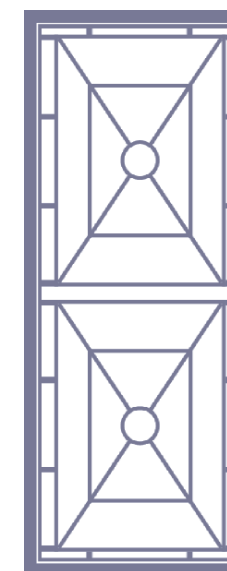
SP33AB




SP14AB



SP18AB



SP30




SP10

PRODUCT OPTIONS

sliding door options


	Insect Screens	Diamond Designs	ForceField	Heritage Designs
Lock Guard	<input type="checkbox"/>	<input type="checkbox"/>	-	<input type="checkbox"/>
Mid Rail	<input checked="" type="checkbox"/>	<input type="checkbox"/>	<input type="checkbox"/>	<input type="checkbox"/>
Pet Flap	<input type="checkbox"/>	<input type="checkbox"/>	<input type="checkbox"/>	-
Solid Half Panel	<input type="checkbox"/>	<input type="checkbox"/>	<input type="checkbox"/>	<input type="checkbox"/>
Paint Options				
Essential Colours	<input checked="" type="checkbox"/>	<input checked="" type="checkbox"/>	<input checked="" type="checkbox"/>	<input checked="" type="checkbox"/>
Premium Colours	<input type="checkbox"/>	<input type="checkbox"/>	<input type="checkbox"/>	<input type="checkbox"/>
Lock Options				
Latch Handle	<input checked="" type="checkbox"/>	-	-	-
Single Security Lock	<input type="checkbox"/>	<input checked="" type="checkbox"/>	<input checked="" type="checkbox"/>	<input checked="" type="checkbox"/>
Single Ultra Strength Security Lock	-	<input type="checkbox"/>	<input type="checkbox"/>	<input type="checkbox"/>
Triple Security Lock	-	<input type="checkbox"/>	<input type="checkbox"/>	<input type="checkbox"/>
Flush Bolts (for double doors)	<input type="checkbox"/>	<input type="checkbox"/>	<input type="checkbox"/>	<input type="checkbox"/>
Key Cylinder Options				
Five Disc	<input type="checkbox"/>	<input checked="" type="checkbox"/>	<input checked="" type="checkbox"/>	<input checked="" type="checkbox"/>
Five Pin	<input type="checkbox"/>	<input type="checkbox"/>	<input type="checkbox"/>	<input type="checkbox"/>
Roller Options				
Two Roller Door	<input checked="" type="checkbox"/>	<input type="checkbox"/>	<input type="checkbox"/>	<input type="checkbox"/>
Four Roller Door	<input type="checkbox"/>	<input checked="" type="checkbox"/>	<input checked="" type="checkbox"/>	<input checked="" type="checkbox"/>
Screen Options				
Fibre Glass Insect Gauze	<input checked="" type="checkbox"/>	<input checked="" type="checkbox"/>	-	<input checked="" type="checkbox"/>
Aluminium Insect Gauze	<input type="checkbox"/>	<input type="checkbox"/>	-	<input type="checkbox"/>
Stainless Steel Insect Gauze	<input type="checkbox"/>	<input type="checkbox"/>	-	<input type="checkbox"/>
One Way Vision Mesh	<input type="checkbox"/>	<input type="checkbox"/>	-	<input type="checkbox"/>
Micro Mesh	<input type="checkbox"/>	<input type="checkbox"/>	-	<input type="checkbox"/>
Pet Proof Mesh	<input type="checkbox"/>	<input type="checkbox"/>	-	<input type="checkbox"/>



Hinge Door & Triple Security Lock




Four Roller Sliding Door & Triple Security Lock




Port Hole

hinge door options


	Insect Screens	Diamond Designs	ForceField	Heritage Designs
Lock Guard	<input type="checkbox"/>	<input type="checkbox"/>	-	<input type="checkbox"/>
Mid Rail	<input checked="" type="checkbox"/>	<input type="checkbox"/>	<input type="checkbox"/>	<input type="checkbox"/>
Pet Flap	<input type="checkbox"/>	<input type="checkbox"/>	<input type="checkbox"/>	-
Solid Half Panel	<input type="checkbox"/>	<input type="checkbox"/>	<input type="checkbox"/>	<input type="checkbox"/>
Paint Options				
Essential Colours	<input checked="" type="checkbox"/>	<input checked="" type="checkbox"/>	<input checked="" type="checkbox"/>	<input checked="" type="checkbox"/>
Premium Colours	<input type="checkbox"/>	<input type="checkbox"/>	<input type="checkbox"/>	<input type="checkbox"/>
Locks Options				
Latch Handle	<input checked="" type="checkbox"/>	-	-	-
Single Security Lock	<input type="checkbox"/>	<input checked="" type="checkbox"/>	<input checked="" type="checkbox"/>	<input checked="" type="checkbox"/>
Triple Security Lock	-	<input type="checkbox"/>	<input type="checkbox"/>	<input type="checkbox"/>
Flush Bolts (for French Doors)	-	<input type="checkbox"/>	<input type="checkbox"/>	<input type="checkbox"/>
Key Cylinder Options				
Five Disc	<input type="checkbox"/>	<input checked="" type="checkbox"/>	<input checked="" type="checkbox"/>	<input checked="" type="checkbox"/>
Five Pin	<input type="checkbox"/>	<input type="checkbox"/>	<input type="checkbox"/>	<input type="checkbox"/>
Hinge Options				
Security Hinges	<input checked="" type="checkbox"/>	<input checked="" type="checkbox"/>	<input checked="" type="checkbox"/>	<input checked="" type="checkbox"/>
Pronged Hinges	-	<input type="checkbox"/>	<input type="checkbox"/>	<input type="checkbox"/>
Step Over Hinges	-	<input type="checkbox"/>	<input type="checkbox"/>	<input type="checkbox"/>
Striker Options				
Basic Strikers	<input type="checkbox"/>	<input checked="" type="checkbox"/>	<input checked="" type="checkbox"/>	<input checked="" type="checkbox"/>
Step Over Strikers	-	<input type="checkbox"/>	<input type="checkbox"/>	<input type="checkbox"/>
Anti-Jemmy Striker	-	<input type="checkbox"/>	<input type="checkbox"/>	<input type="checkbox"/>
Screen Options				
Fibre Glass Insect Gauze	<input checked="" type="checkbox"/>	<input checked="" type="checkbox"/>	-	<input checked="" type="checkbox"/>
Aluminium Insect Gauze	<input type="checkbox"/>	<input type="checkbox"/>	-	<input type="checkbox"/>
Stainless Steel Insect Gauze	<input type="checkbox"/>	<input type="checkbox"/>	-	<input type="checkbox"/>
One Way Vision Mesh	<input type="checkbox"/>	<input type="checkbox"/>	-	<input type="checkbox"/>
Micro Mesh	<input type="checkbox"/>	<input type="checkbox"/>	-	<input type="checkbox"/>
Pet Proof Mesh	<input type="checkbox"/>	<input type="checkbox"/>	-	<input type="checkbox"/>



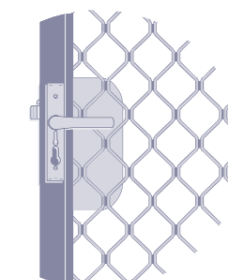
Mid Rail




Solid Half Panel



Window Mullion



Lock Guard



Pet Flap

window screen options

	Insect Screens	Diamond Designs	ForceField	Heritage Designs
Port Hole	<input type="checkbox"/>	<input type="checkbox"/>	-	-
Window Mullion	<input type="checkbox"/>	<input type="checkbox"/>	<input type="checkbox"/>	-
X Braces / Mid Rail	<input type="checkbox"/>	<input type="checkbox"/>	<input type="checkbox"/>	<input type="checkbox"/>
Pet Flap	<input type="checkbox"/>	<input type="checkbox"/>	<input type="checkbox"/>	-
Paint Options				
Essential Colours	<input checked="" type="checkbox"/>	<input checked="" type="checkbox"/>	<input checked="" type="checkbox"/>	<input checked="" type="checkbox"/>
Premium Colours	<input type="checkbox"/>	<input type="checkbox"/>	<input type="checkbox"/>	<input type="checkbox"/>
Screen Options				
Fibre Glass Insect Gauze	<input checked="" type="checkbox"/>	<input checked="" type="checkbox"/>	-	<input checked="" type="checkbox"/>
Aluminium Insect Gauze	<input type="checkbox"/>	<input type="checkbox"/>	-	<input type="checkbox"/>
Stainless Steel Insect Gauze	<input type="checkbox"/>	<input type="checkbox"/>	-	<input type="checkbox"/>
One Way Vision Mesh	<input type="checkbox"/>	<input type="checkbox"/>	-	<input type="checkbox"/>
Micro Mesh	<input type="checkbox"/>	<input type="checkbox"/>	-	<input type="checkbox"/>
Pet Proof Mesh	<input type="checkbox"/>	<input type="checkbox"/>	-	<input type="checkbox"/>

WHAT MAKES PROWLER PROOF PRODUCTS THE BEST?

Over the last ten years Prowler Proof has invested heavily in technology and quality practices to ensure that all Prowler Proof products offer you the best in Quality, Strength, Reliability, Finish and Value.

quality

When we refer to quality at Prowler Proof, we refer to everything we do. Prowler Proof is the only manufacturer of security products who control the entire manufacturing process from a state of the art production line in Queensland. Prowler Proof controls everything from the selection of raw materials, manufacturing techniques and robotic welding to in-house powder coating and distribution, in order to maintain our consistently high standard.

strength

All of Prowler Proof's products are designed with strength as the critical component. The Prowler Proof product is at least 10 times stronger than the industry standard. This has been achieved through Prowler Proof's diligent research and development into advanced manufacturing processes such as robotic welding and production automation.

reliability

The Prowler Proof product range is the only range of security products that are manufactured 100% in-house. This is to your advantage as you can purchase any of the Prowler Proof product range knowing that it is reliable and consistently manufactured to the same level of quality, no matter which of our distributors you choose to buy from.

finish

The finish of a Prowler Proof door or window screen is second to none as the seven-stage automatic powder coat line is continuously tested to ensure a superior, quality finish. As well, the frames of all Prowler Proof products have been designed to blend in with your existing doors and windows so as not to overpower them and our fully welded, seamless corners mean that you will never know where joins occur.

value

When it comes down to the bottom line, Prowler Proof uses advanced manufacturing processes to produce security products that are of a consistently higher quality than any other similar products in the industry. These efficient manufacturing techniques are passed on to you, the consumer, in the form of excellent value and product choice.



Your peace of mind, guaranteed. Every Prowler Proof product comes with a 7 year Warranty. This factory backed warranty ensures that all Prowler Proof doors and window screens are free from defects in workmanship and material under conditions of normal residential use from date of manufacture.

Excluded from this warranty are accessory items fitted to the door or window screen; such as locks, handles, hinges, rollers, door closers etc. These accessory items are independently covered by warranties supplied by the relevant manufacturer.

A4 pages fit into the pocket as shown.

australian standard

Australian Standard	Insect Screens	Diamond Designs					ForceField	Heritage Designs
		HD10	HD20	HD40	SD30	DD40		
AS 5039 - 2003 Security screen doors and security window grilles	-	☐	■	☐	■	☐	■	-
AS 5040 - 2003 Installation of security screen doors and windows	-	☐	■	☐	■	☐	■	-
AS 5041 - 2003 Methods of tests - security screen doors and windows	-	☐	■	☐	■	☐	■	-
ASTM B117 Natural salt spray 1000 hours	■	■	■	■	■	■	■	■
AS 4483.2 - 1999 Knife shear test	-	-	-	-	-	-	■	-
AS 4420 Air permeability	■	■	■	■	■	■	■	■
ASTM.E 275 - 1993 Restriction of ultra-violet	-	-	-	-	-	-	■	-
AS 3959 - 1999 Construction of buildings in bush-fire prone areas	+	+	+	+	+	+	■	+

■ Tested & Passed + Requires Stainless Steel Insect Gauze to Comply ☐ Not Tested - Not Applicable

security solutions for your home



PROWLER PROOF