



Caprice Series[®]



The Louvreclad Caprice Series[®] is available in various widths and ellipsoid, bullet or panel configurations, which can obtain dramatic effects in contemporary architectural panels and seamless finishes to building exteriors. In contrast to traditional sunblades and fins, Caprice requires only a single-trade installation, ensuring genuine cost benefits.

Distinctive Features + Diverse Applications + Multitude of Benefits:

- Diverse range of widths and configurations
- Suitable for vertical or horizontal mounting
- Concealed mounting methods are possible in certain applications
- Delivered to site ready-made for single-trade installation.

Attention to Detail:

- 45mm depth
- Maximum span up to 3600mm depending on size of batten, location of building and local wind pressures.
- Designed, engineered and certified for incidental live load.



SUPERIOR SUNSCREEN SYSTEM



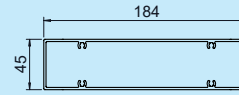
Thinking outside for inside performance



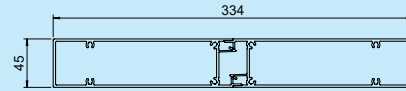
PROFILES		
Render	Code	Description
	CAP-PANEL	150mm Mid Panel
	CAP-BULLET	150mm Bullet
	CAP-167EP	167mm End Panel
	CAP-92EP	92mm End Panel
	CAP-17EC	17mm Cap
	CAP-40DC	40mm Cap with drip
	CAP-150x17	150 x 17mm Cap
	CAP-75H	75mm H Cap
	CAP-63BULL	63mm Bull Nose
	CAP-110CH	110mm Chamfer
	CAP-H-60x145	H-60 x 145 Mounting Channel
	CAP-CHAN-50x60	50 x 60 Mounting Channel
	CAP-F-60x140	F-60 x 140 Mounting Channel

TYPICAL CONFIGURATIONS

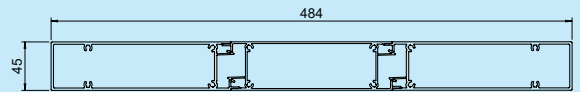
Panel:



code: Caprice 184 Panel

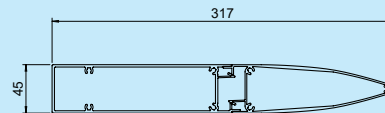


code: Caprice 334 Panel

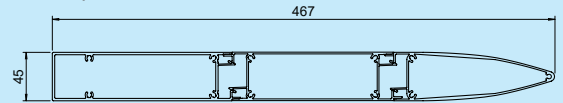


code: Caprice 484 Panel

Bullet:

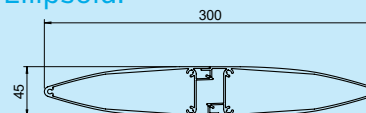


code: Caprice 317 Bullet

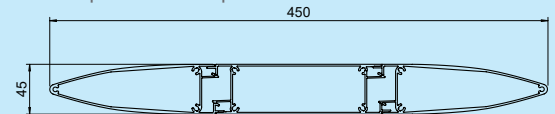


code: Caprice 467 Bullet

Ellipsoid:

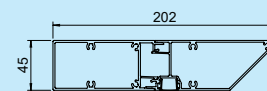


code: Caprice 300 Ellipsoid

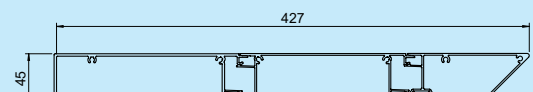


code: Caprice 450 Ellipsoid

Chamfer:



code: Caprice 202 Chamfer



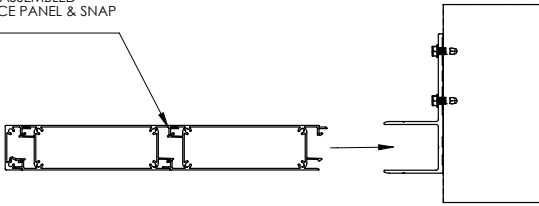
code: Caprice 427 Chamfer



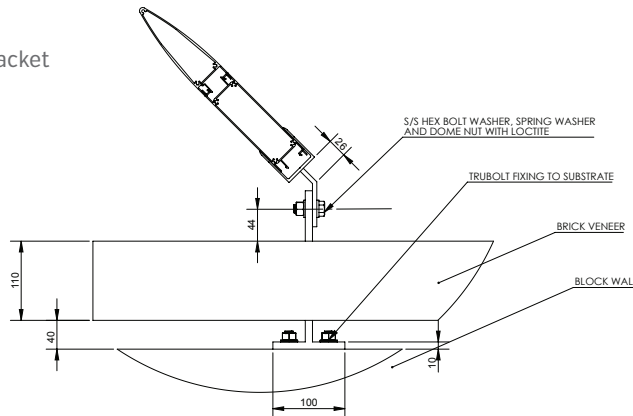
Typical Installation

1. Wall Mounting Channel

2. PRE-ASSEMBLED
CAPRICE PANEL & SNAP
CAP



2. Angle Bracket



DRAFT SPECIFICATION

Screens will be Louvreclad Caprice Series[®] base module plus 200mm increments [state width] [Bullet/Panel/Ellipsoid]. Blades will be _____ [Operable/Fixed] if fixed [state pitch] mm pitch at [state angle]° angle.

Base Material & Finish

Screens will be manufactured in [powder coated/anodised] aluminium finish in [state colour]

Operation Method [if applicable]

The operation method will be [Electric Motor/Manual winder/other - choose method]

Control System [if applicable]

Automated Control will be by [specify sensors and control system]

Accessories [if applicable]

Screens will be fitted with [nominate options/accessories from the selection].

Installation and Mounting

Installation and mounting details will be designed in accordance with proprietary systems and recommendations as designed and manufactured by Louvreclad Pty. Ltd. Phone: 1300 165 678 Email: sales@louvreclad.com

Base Material Options

- Extruded Aluminium

Finishes Available

Choose from the following range of finishes:

- complete powder coated range
- complete anodised range

Specialised coatings are also available on request.

PROFILES





i WOULD YOU LIKE TO KNOW MORE?

If you have any questions about this product, or if you would like to speak to a member of our expert team about how we can tailor a solution for you, call: **1300 165 678** or visit: **louvreclad.com**