




# LUNA3 COMFORT GAS WALL HUNG BOILERS



# Gas-fired wall hung boilers

# LUNA3 COMFORT



## FEATURES

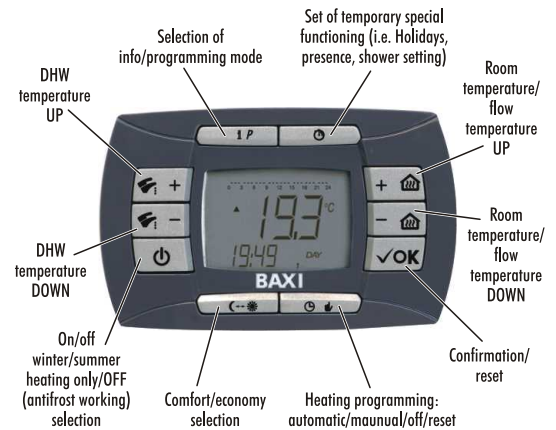
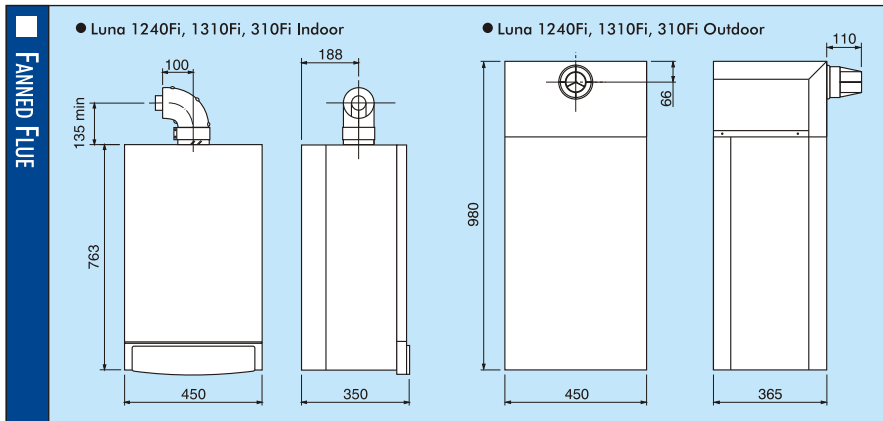
- Fully digital, removable control panel with LCD display allows easy adjustment of heating and domestic hot water
- Electronic flame modulation
- Electronic ignition
- Regulation of water temperature in heating circuit 30/85°C
- Pump run on timer
- Pressure gauge to check system pressure
- Flowmeter with turbines for a perfect modulation of domestic hot water temperature
- Pre-heat function on domestic hot water maintains desired temperatures automatically for 60 minutes after last demand
- Automatic by-pass
- Stainless steel burner
- Circulating pump with built in air vent
- Radio interference filtering system
- Anti-frost device on heating circuit
- Outdoor compensation option
- Stainless steel DHW heat exchanger 310Fi
- Electronic 3 way valve for Domestic hot water changeover
- Easy connection with solar boosted domestic hot water system
- Easy to clean-domestic water filter

## SAFETY DEVICES

- Electronic temperature control by NTC probes
- Self check automatic control system
- Overheat limit thermostat
- Gas control electronic panel
- Pressure relief valve on heating system operating at 300kPa
- Hydraulic pressure switch to prevent boiler operating in the event of low water
- Differential fan pressure switch to ensure safe discharge of flue products
- System to prevent 3 way valve and pump sticking operating every 24 hours

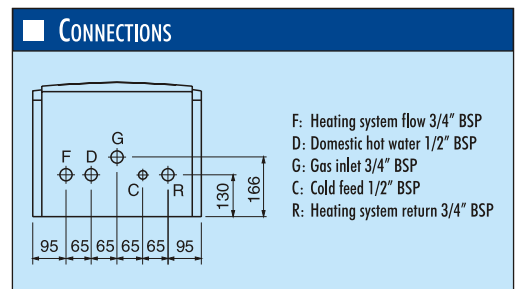
## Now comfort right at your fingertips!

Luna3, the new Baxi range of wall hung boilers, has been developed with an innovative removable control panel included with the boiler and enables programming of the heating system, domestic hot water adjustment and full boiler diagnostics.



### TECHNICAL DATA

	HEATING ONLY		DOMESTIC HOT WATER
	1240Fi Indoor/Outdoor	1310Fi Indoor/Outdoor	310 Fi Indoor/Outdoor
Nominal Gas Consumption	MJ/h	103	141
Turn Down Gas Consumption	MJ/h	38	55
Rated heat output	kW	25	31
Reduced heat output	kW	9.3	10.4
Thermal efficiency	%	83	83
Central heating system max. pressure	kPa	300	300
Expansion vessel capacity	l	8.0	10
Co-axial flue diameter	mm	60/100	60/100
Two pipe flue and air duct	mm	80/80	80/80
Type of gas used	-	NG / Propane	NG / Propane
Natural Gas input pressure	kPa	1.13	1.13
Propane Gas input pressure	kPa	2.75	2.75
Power supply voltage	V	230-240	230-240
Power supply frequency	Hz	50	50
Rated power consumption	W	135	165
Net weight	kg	37.0	43.0
Domestic Hot Water Production $\Delta T$ 25°C	l/min	-	18
Minimum Capacity DHW flow rate	l/min	-	2.5
Minimum Pressure on DHW system	kPa	-	20
Maximum Pressure on DHW system	kPa	-	800



Due to our constant endeavour for improvement, we reserve the right to change product specification without notice.

Distributed by:



**HYDROHEAT SUPPLIES PTY LTD**  
 P.O. BOX 1045  
 58-62 Malcolm Road  
 BRAESIDE, VICTORIA, 3195  
 Ph 03 9588 1299 Fax 03 9588 2199  
<http://www.hydroheat.com.au>