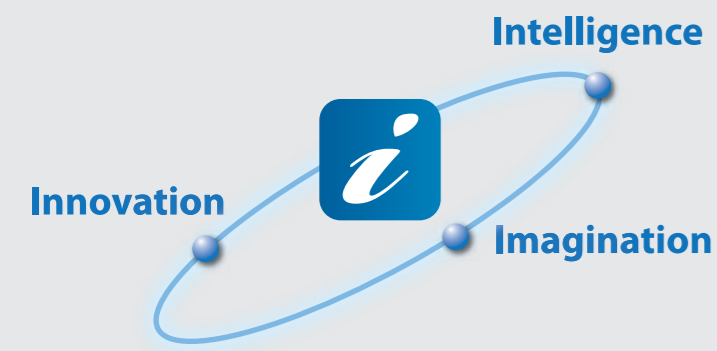


Introducing SHRM-i

Introducing SHRM-i, Super Heat Recovery Multi-i, Toshiba's all-new super-efficient solution for mixed heating and cooling requirements. Building upon the proven technologies of the SMMS-i, the SHRM-i delivers even greater comfort, energy efficiency and utmost reliability. Advanced 3-pipe technology enables heat recovery between indoor units, for unprecedented economy and performance.



SMMS-i
(High Efficiency & Reliability)

+








Simultaneous Operation
with Heat Recovery









Infinite possibilities
with SHRM-i

SHRM 
SUPER HEAT RECOVERY MULTI



Indoor Units

	4-way air discharge cassette type	Compact 4-way cassette (600 x 600) type	2-way air discharge cassette type	1-way air discharge cassette type	Concealed duct type	Concealed duct high static pressure type	Slim duct type
Cooling Capacity (HP equivalent)							
2.2 kW (0.8HP)	●	●	●	●	●	●	●
2.8 kW (1HP)	●	●	●	●	●	●	●
3.6 kW (1.25HP)	●	●	●	●	●	●	●
4.5 kW (1.7HP)	●	●	●	●	●	●	●
5.6 kW (2HP)	●	●	●	●	●	●	●
7.1 kW (2.5HP)	●	●	●	●	●	●	●
8.0 kW (3HP)	●	●	●	●	●	●	●
9.0 kW (3.2HP)	●	●	●	●	●	●	●
11.2 kW (4HP)	●	●	●	●	●	●	●
14.0 kW (5HP)	●	●	●	●	●	●	●
16.0 kW (6HP)	●	●	●	●	●	●	●
22.4 kW (8HP)	●	●	●	●	●	●	●
28.0 kW (10HP)	●	●	●	●	●	●	●

	Ceiling type	High wall type 2 series	High wall type 3 series	Floor standing concealed type	Floor standing cabinet type	Console type	Floor standing type	Air to air heat exchanger with DX-coil type
Cooling Capacity (HP equivalent)								
2.2 kW (0.8HP)	●	●	●	●	●	●	●	●
2.8 kW (1HP)	●	●	●	●	●	●	●	●
3.6 kW (1.25HP)	●	●	●	●	●	●	●	●
4.5 kW (1.7HP)	●	●	●	●	●	●	●	●
5.6 kW (2HP)	●	●	●	●	●	●	●	●
7.1 kW (2.5HP)	●	●	●	●	●	●	●	●
8.0 kW (3HP)	●	●	●	●	●	●	●	●
9.0 kW (3.2HP)	●	●	●	●	●	●	●	●
11.2 kW (4HP)	●	●	●	●	●	●	●	●
14.0 kW (5HP)	●	●	●	●	●	●	●	●
16.0 kW (6HP)	●	●	●	●	●	●	●	●
22.4 kW (8HP)	●	●	●	●	●	●	●	●
28.0 kW (10HP)	●	●	●	●	●	●	●	●

TOSHIBA AIR CONDITIONING

Notice: Toshiba is committed to continuously improving its product to ensure the highest quality and reliability standards, and to meet local regulations and market requirements. All features and specifications are subject to change without prior notice. Note: All images provided in this catalogue are used for illustration purposes only. Date: September 2012

VIC/SA 03 9556 0133
NSW 02 9202 4400
QLD 07 3723 5155
WA 08 9205 3300
AHI Carrier (Australia) Pty Ltd
Level 1, 195 Chesterville Road Moorabbin Vic 3189
ABN 47136426214
AU22499
toshiba-aircon.com.au

1018 - 092012

TOSHIBA AIR CONDITIONING



OFFICE SPACE
WARM



BOARD ROOM
COOL

Simultaneous
Heating and Cooling Solution
for Large Buildings

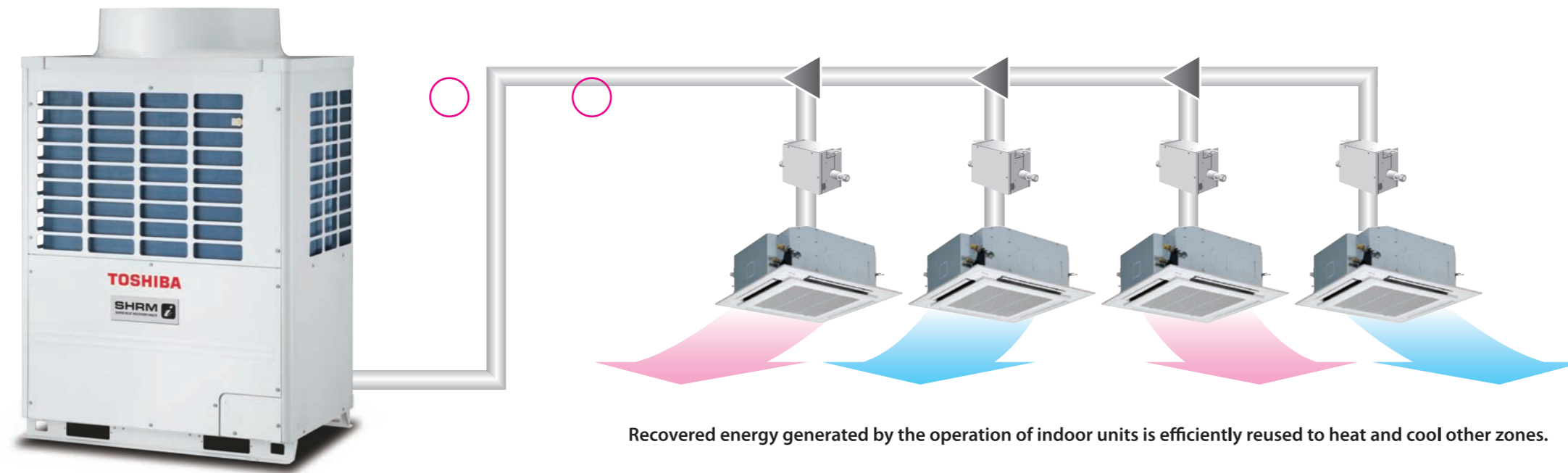
SHRM 
SUPER HEAT RECOVERY MULTI



SHRM *i*

SUPER HEAT RECOVERY MULTI

The ultimate solution for simultaneous heating and cooling.

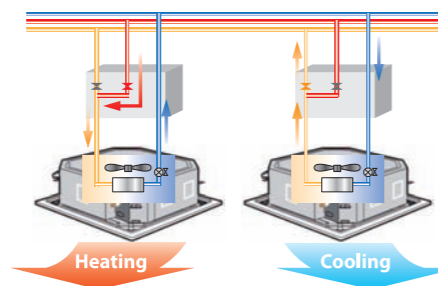


i Simultaneous heating and cooling

The SHRM-i allows freely selectable heating and cooling from each indoor unit on a single refrigerant piping system.

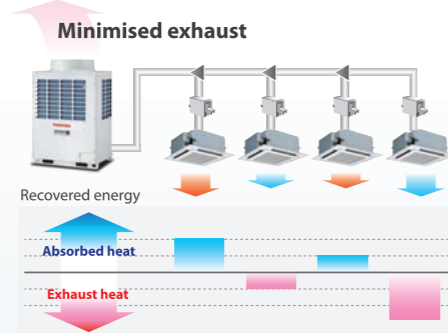
Flexible refrigerant flow

The flow selector unit can automatically shift the flow of refrigerant carried to the indoor unit, thereby switching between heating and cooling modes. Recovered energy from one unit can be used to supply another unit on the same system.



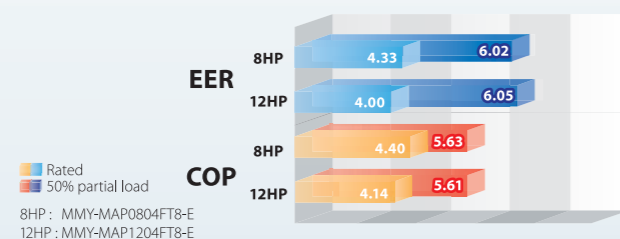
More efficient heat recovery operation than individual heating and cooling only

SHRM-i achieves its highest energy efficiency when both heating and cooling are provided simultaneously, as recovered energy from one zone is recycled for use in another. Highest efficiencies are achieved when heating and cooling capacities are nearly equal.



World-class EER and COP at partial load

Adopting the new super-efficient DC twin-rotary compressors and advanced vector-controlled inverters realizes a partial load COP of 5.63 and EER of 6.02 on the 8HP model.

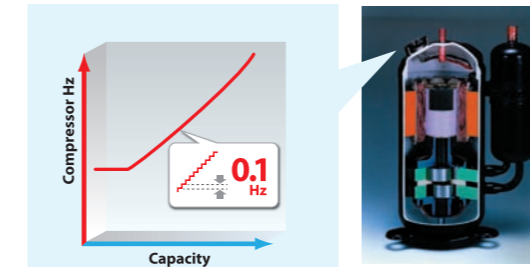


i Smart innovations enable ultra-efficient operation

Intelligent systems work collaboratively to provide optimum operational efficiency.

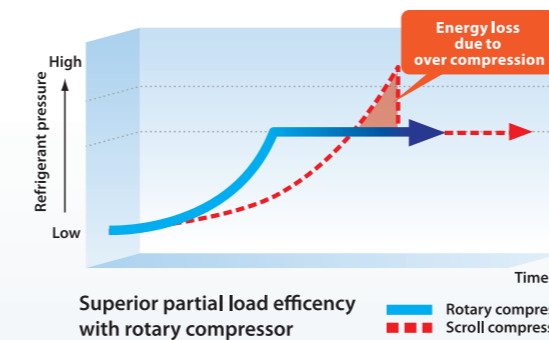
Infinite variable control

Ultra-precise inverter controls the compressor rotation speed in 0.1Hz increments, allowing for fine control over operational loads.



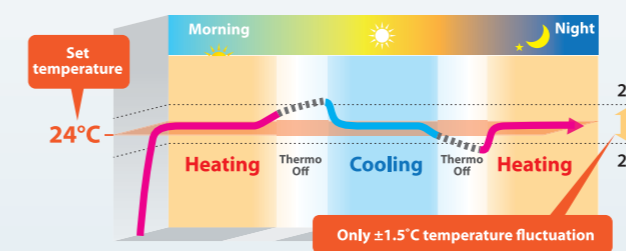
Rotary compressor

Unlike scroll compressors that have to initially exceed capacity in order to achieve target partial load, the rotary compressors can efficiently achieve the same target load with little energy loss.



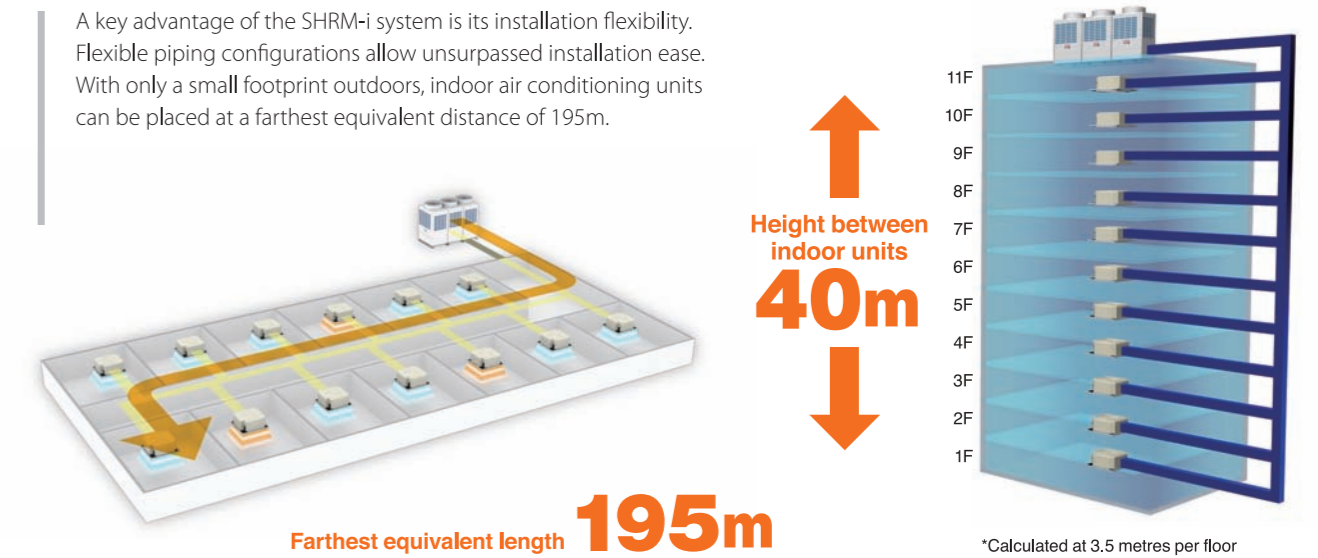
Precision comfort

What truly makes the SHRM-i one of the most flexible solutions available is its ability to provide simultaneous heating and cooling. Temperatures can be controlled and maintained precisely throughout the day. Room temperature is monitored and the air conditioning mode is switched to maintain the ideal temperature. As a result, temperature fluctuations are maintained within just $\pm 1.5^{\circ}\text{C}$.

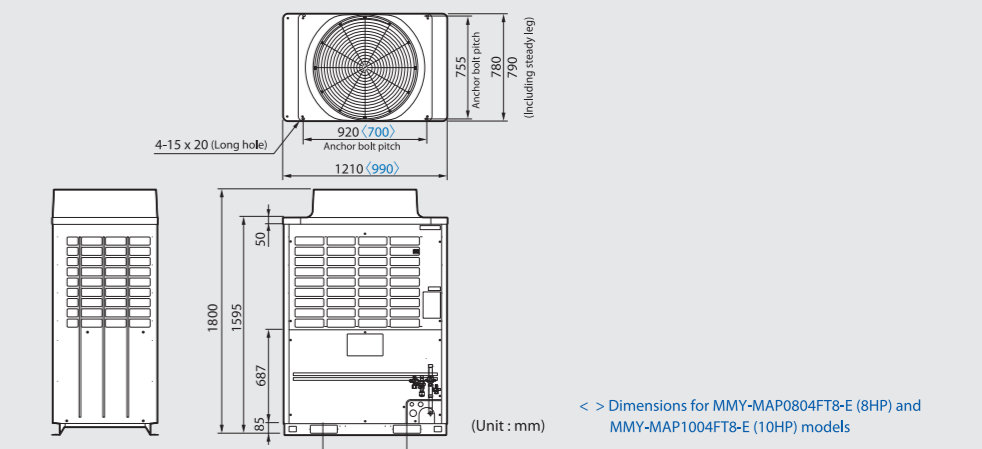


i Flexible piping configurations mean ease of installation and flexible design

A key advantage of the SHRM-i system is its installation flexibility. Flexible piping configurations allow unsurpassed installation ease. With only a small footprint outdoors, indoor air conditioning units can be placed at a farthest equivalent distance of 195m.



Dimensions



Outdoor Units

	8HP	10HP	12HP	14HP	16HP	18HP	20HP	22HP	24HP
Capacity	8HP	10HP	12HP	14HP	16HP	18HP	20HP	22HP	24HP
Model Name (MMY-)	MAP0804FT8-E	MAP1004FT8-E	MAP1204FT8-E	MAP1404FT8-E	AP1614FT8-E	AP1814FT8-E	AP2014FT8-E	AP2214FT8-E	AP2414FT8-E
Cooling Capacity (kW)	22.4	28.0	33.5	40.0	45.0	50.4	56.0	61.5	68.0
Heating Capacity (kW)	25.0	31.5	37.5	45.0	50.0	56.5	63.0	69.0	76.5

	26HP	28HP	30HP	32HP	34HP	36HP	38HP	40HP	42HP
Capacity	26HP	28HP	30HP	32HP	34HP	36HP	38HP	40HP	42HP
Model Name (MMY-)	AP2614FT8-E	AP2814FT8-E	AP3014FT8-E	AP3214FT8-E	AP3414FT8-E	AP3614FT8-E	AP3814FT8-E	AP4014FT8-E	AP4214FT8-E
Cooling Capacity (kW)	73.0	78.5	85.0	90.0	96.0	101.0	106.5	112.0	118.0
Heating Capacity (kW)	81.5	88.0	95.0	100.0	108.0	113.0	119.5	127.0	132.0

* Power: 3-phase 50 Hz 400V (380 - 415V)
 * The source voltage must not fluctuate more than $\pm 10\%$.
 * Rated conditions
 Cooling: Indoor air temperature 27°C DB/19°C WB, outdoor air temperature 35°C DB
 Heating: Indoor air temperature 20°C DB, outdoor air temperature 7°C DB/6°C WB