

2024



MEDICAL STORAGE

IntraMed

Your Complete Medical Storage Solution



A

B

UNDERBENCH STORAGE

CATHLAB

CSSD

SMART CABINETS

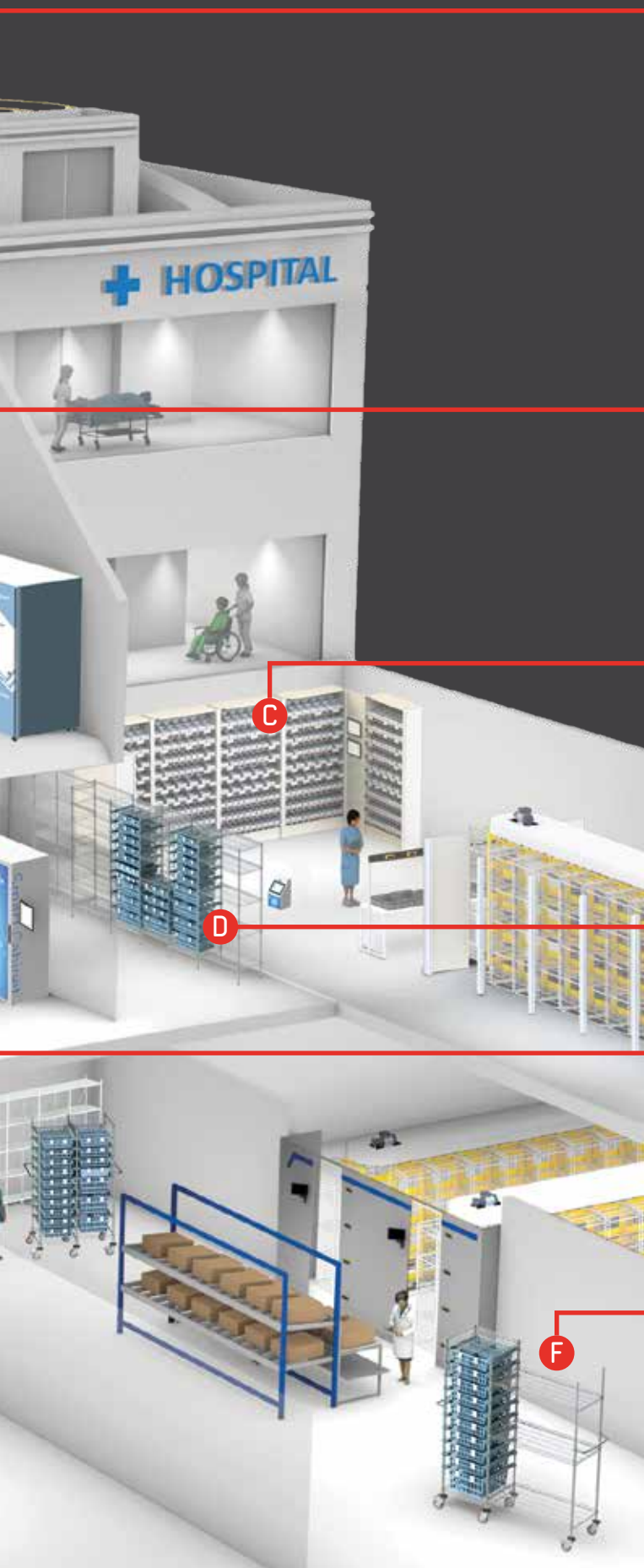
TROLLEYS

E

WIRE SHELVING

GARMENT DISPENSER

LOCKERS



A. MODULAR STORAGE

- CLINICAL ISO 600 X 400 RACKS
- ISO BASKETS
- MOBILE OR STATIC
- UNDERBENCH STORAGE OPTIONS

B. INVENTORY SYSTEMS

- GARMENT DISPENSERS
- RFID KANBAN SYSTEM
- SMART CABINETS
(HIGH VALUE STOCK CONTROL)

C. PHARMACY STORAGE

- AUTOMATED MEDICATION ROBOTS
- DRUG SAFES
- GRAVITY FEED SHELVES

D. WIRE SHELVING

- CATHLAB FITOUTS
- CLINICAL WIRE BASKETS
- CSSD FITOUTS
- EPOXY SHELVING
- HOOK POSTS
- INTRAMED COMBO SYSTEM
(COMBINES WIRE AND BASKET SHELVING)
- OVERHEAD TRACK SYSTEM

E. BULK STORAGE

- EQUIPMENT STORES
- NON-CLINICAL STORAGE
- PALLET RACKING
- SUPPLY DEPARTMENT

F. TROLLEYS

- ANAESTHETIC
- BASKET
- CLINICAL
- EMERGENCY
- STAINLESS STEEL

Maximum Efficiency can only be obtained when storage is seriously considered as an integral part of the planning process... IntraSpace has the answers!



INTRAMED 60/40 BASKET STORAGE



INTRAMED BASKET TROLLEYS



OVERHEAD TRACK WIRE SHELVING



STAINLESS STEEL CUSTOMISED STORAGE



FILESTOR STAFF LOCKERS - DIGILOCKS



FILESTOR PATIENT LOCKERS



MEDICAL RECORDS MOBILE SHELVING



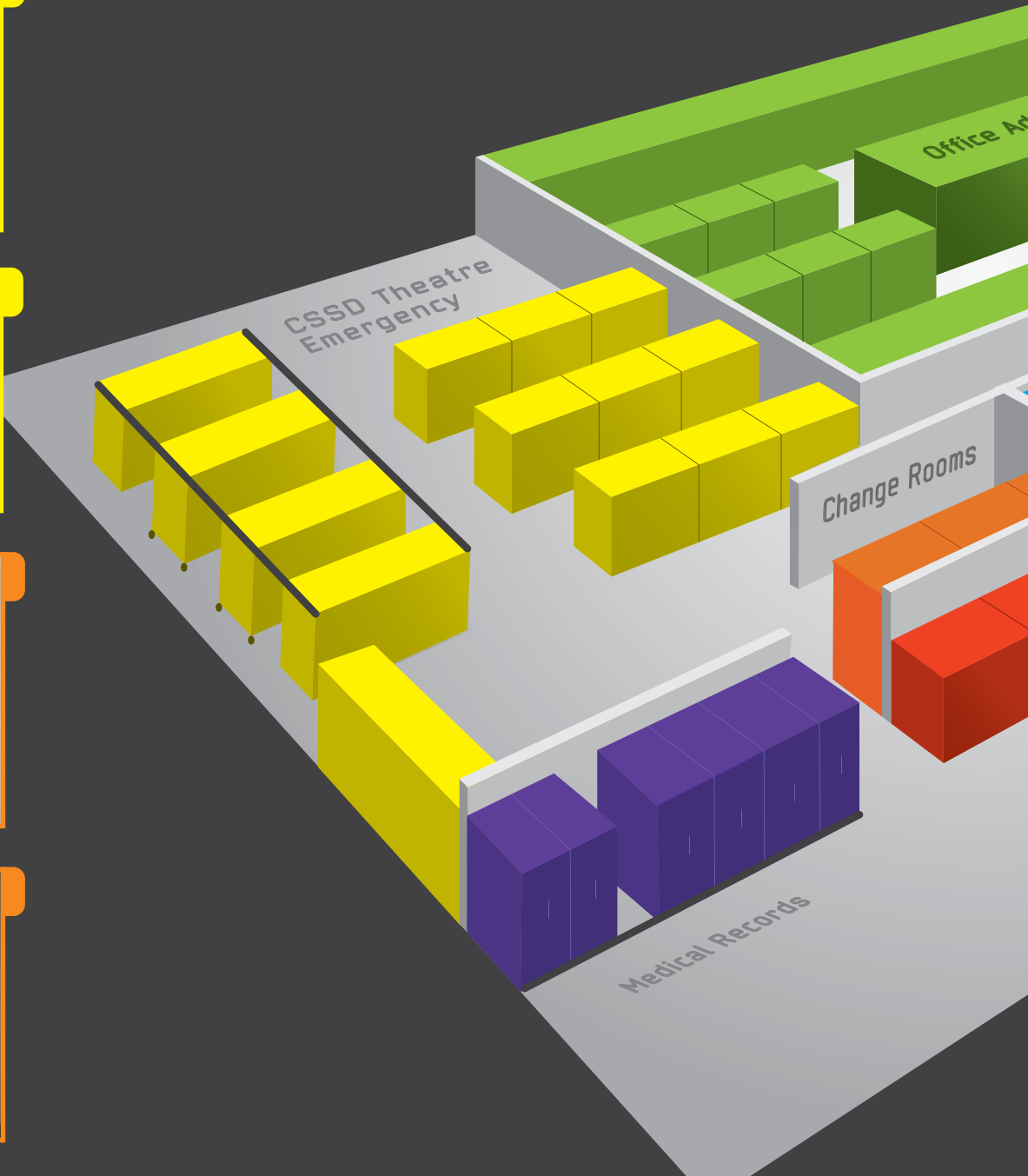
FILESTOR SHELVING WITH DIVIDERS



LONGSPAN SHELVING



EPOXY COATED WIRE SHELVING





COMPLETE OFFICE FITOUTS



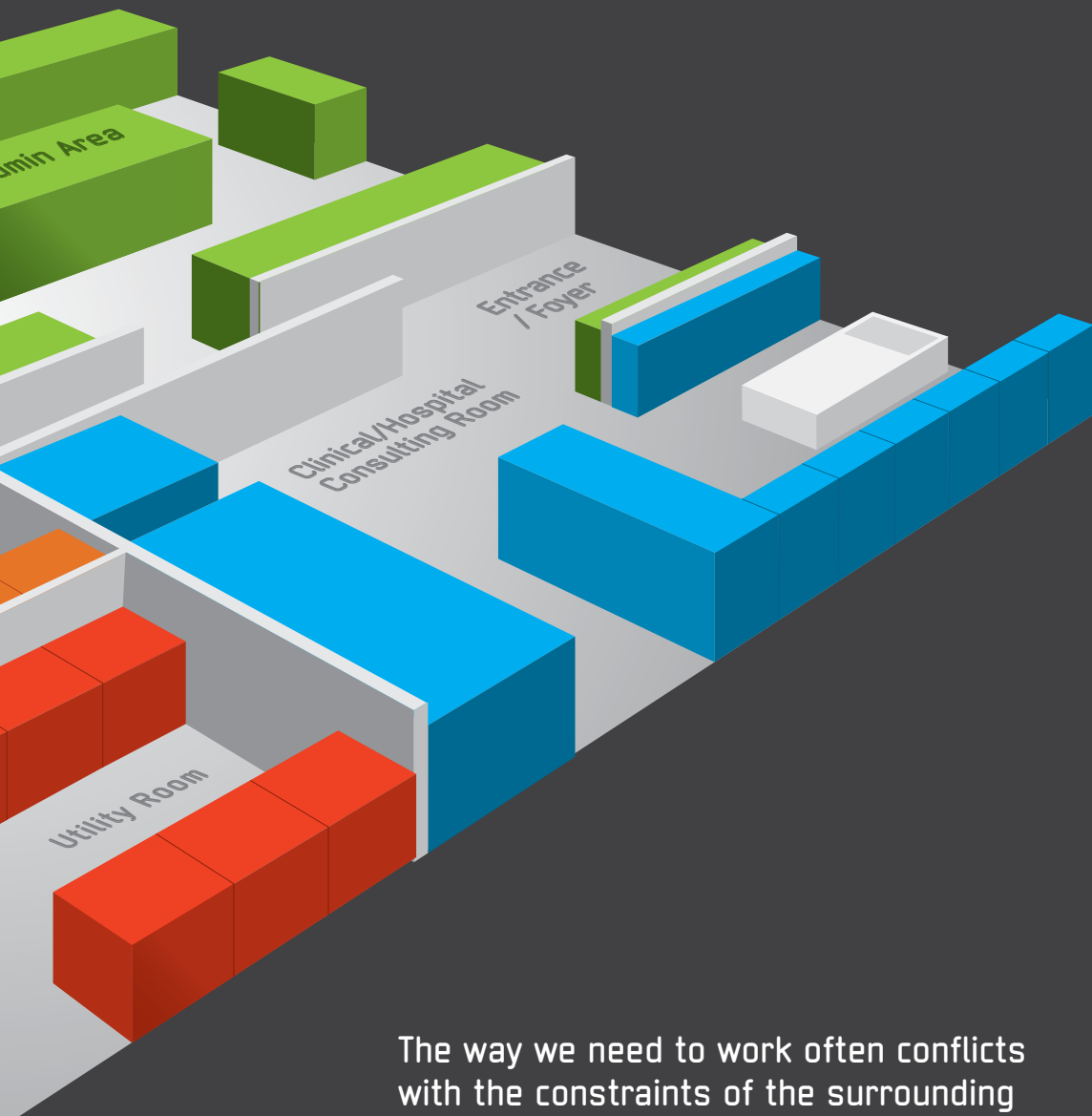
FILESTOR UNIVERSAL SHELVING



STORAGE WALL



INTRASPACE CUSTOM DESKS & JOINERY



TAMBOUR DOOR/SHELVING



BREAKOUT AREAS



INTRAMED BASKET STORAGE



INTRAMED TOWERS WITH DOORS

The way we need to work often conflicts with the constraints of the surrounding interior and space available... IntraSpace works to provide an efficient working solution to the varied demands of today's workplace...experience the benefits!



WIRE BASKETS & PANELS



UTILITY & INTRAMED TROLLEYS



INTRAMED WIRE SHELVING



BENDIGO HOSPITAL



ALBURY HOSPITAL - ICU DEPARTMENT





ROYAL VIC EYE & EAR HOSPITAL



ATHERTON HOSPITAL (QUEENSLAND)



MONA VALE AMBULANCE STATION



- \ Louvre Panels and Plastic Bins
- \ Solid surfaces that require constant cleaning
- \ Disorganised layout and difficult access



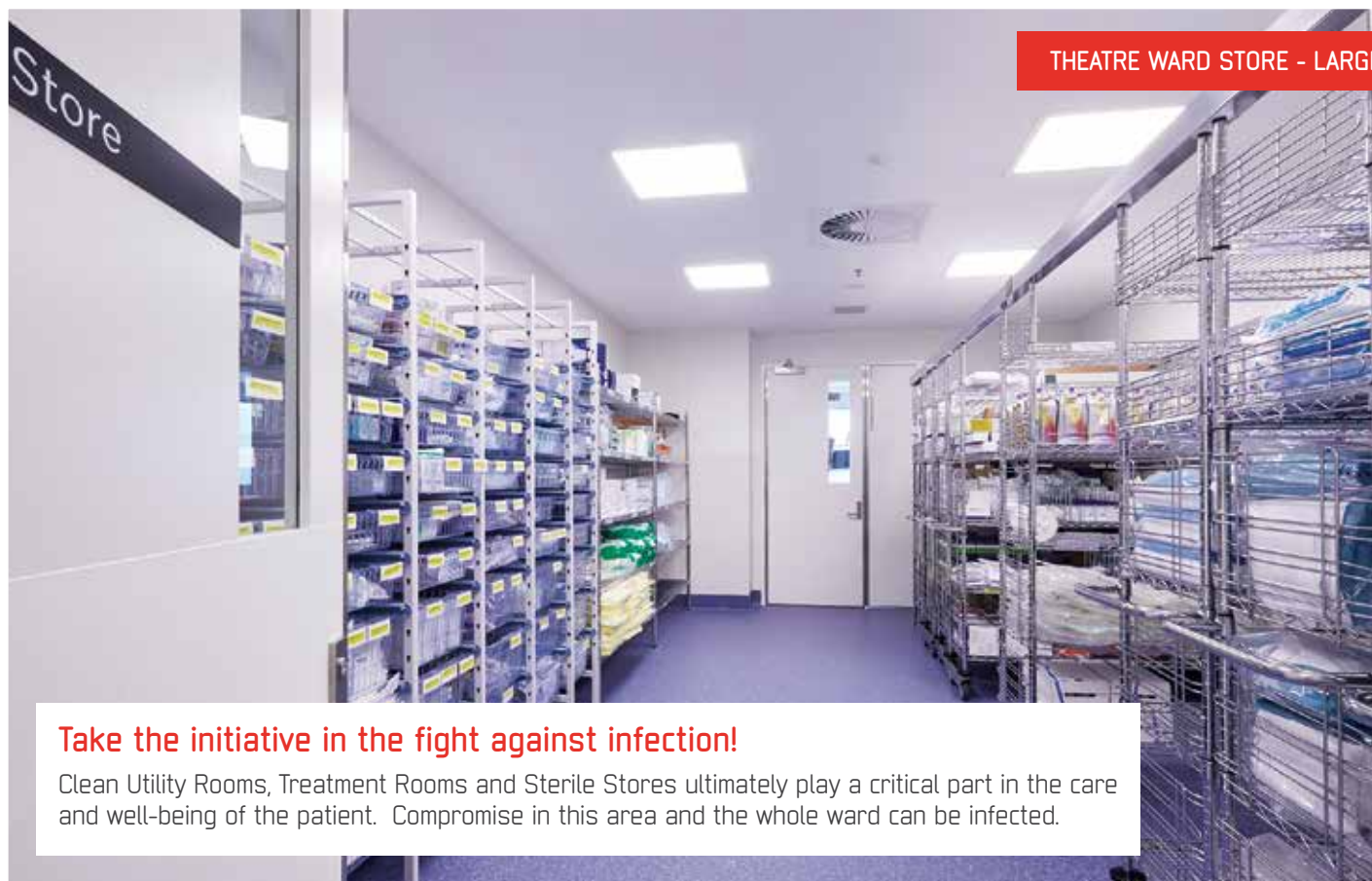
- \ IntraMed Modular Racks - Clinical Storage
- \ Maximise your storage with ISO 60x40 baskets (no solid surfaces)
- \ Not built in - ideal for future proofing
- \ Easy stock rotation



- \ Built in joinery and traditional storage fitouts
- \ Solid surfaces and solid containers are not approved
- \ Inadequate airflow and potential for edging to be damaged



- \ IntraMed Wire Shelving - Chrome or Stainless Steel Finish
- \ Modular, free standing and provides airflow
- \ 250mm H clearance from floor for sterile standards and 1800mm H top shelf for OH&S
- \ All cardboard removed from room using product containment such as Baskets and Ledges

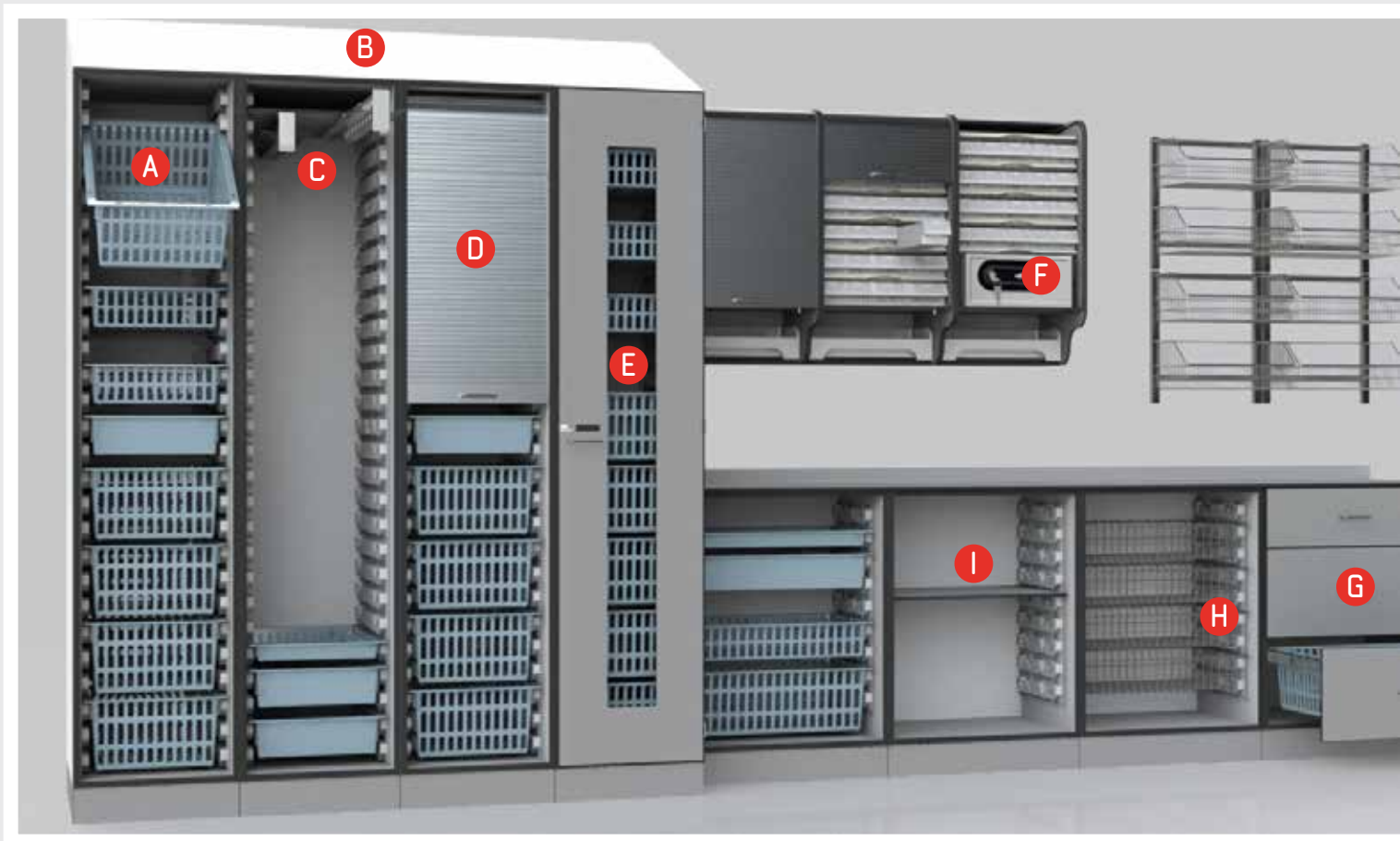


THEATRE WARD STORE - LARGE

Take the initiative in the fight against infection!

Clean Utility Rooms, Treatment Rooms and Sterile Stores ultimately play a critical part in the care and well-being of the patient. Compromise in this area and the whole ward can be infected.





- A.** Support Wall System with tilt feature to assist stock identification and retrieval of stock stored above eye level.
- B.** Sloping tops help to fulfil infection prevention targets.
- C.** Telescopic Catheter Holders
- D.** Lockable Tambour Door
- E.** Lockable Glass Inset Door
- F.** Controlled Drug Safe
- G.** Drawer Units - with or without baskets
- H.** Telescopic Runners for such as IV fluid bags.
- I.** Stainless Steel Shelf and heavy items.

Stockrooms with fixed shelving tend to accumulate stock on the front of the shelf, blocking the view and the accessibility of the stock in the back.

Insufficient Stock Visibility

Overstocking and stock wastage due to expired stock hidden
Under ordering leads to stockouts and time consuming emergency orders

Inefficient Use of Space

Due to not being able to adjust shelving to suit product size

Static Storage


Difficulties adapting to changing work flows

Cleaning Issue

Due to solid base containers and solid shelves having to have a rigorous cleaning schedule

Poor Accessibility

Reaching and bending equals poor ergonomics and job satisfaction



Clean Utility Rooms, Treatment Rooms and Prep Rooms ultimately play a critical part in the care and wellbeing of the patient ...let us help you get your storage right first time.

FEATURES & BENEFITS

- \ **Space Saving** – Correct use of the IntraMed Modular Basket system can provide up to 50% more storage capacity.
- \ **Time Saving** – stock retrieval is quicker as stock is more clearly marked and stock is more logically located and accessible – allowing staff to spend more time with the patients.
- \ **Less Wastage** – as every item has a set storage location, excessive and aging stock can be kept to a minimum.
- \ **Improved Handling of Stock** – pullout Drawer/Baskets means easier access to retrieve and re-load stock, including sloping upper baskets and limited bending to low deep shelves.
- \ **Improved Cleanability** – Baskets have a series of holes in the base and sides to allow foreign objects, dust and packaging to fall through. Assists departments to comply with the Aust Standard AS4187 for Infection Control.
- \ All **IntraMed Storage Towers** are designed to hold the International 600*400 Baskets and Trays.
- \ The **Style A Cabinets (455mm wide)** are more **space efficient** for maximum wall capacity, but do project a further 200mm into the room. This needs to be considered when designing your room layouts to optimise capacity. The wider 655mm Cabinets are best used in narrow passageways or under shallow benchtops.
- \ **Sloping top Canopies or Bulkheads** should be considered to meet the Infection control standards and to eliminate clutter above cabinetry.

or heavy items
for large boxes

Stockrooms fitted with IntraMed Storage Towers and the slide baskets allows you to access all stock easily

Consistent Stock-rotation

Reduces risk of overstocking which minimises stock wastage and time spent on emergency orders

Increased Capacity

Up to 50% more stock volume per m² compared to fixed shelving

Dynamic Storage

Easy adaptation to changing conditions

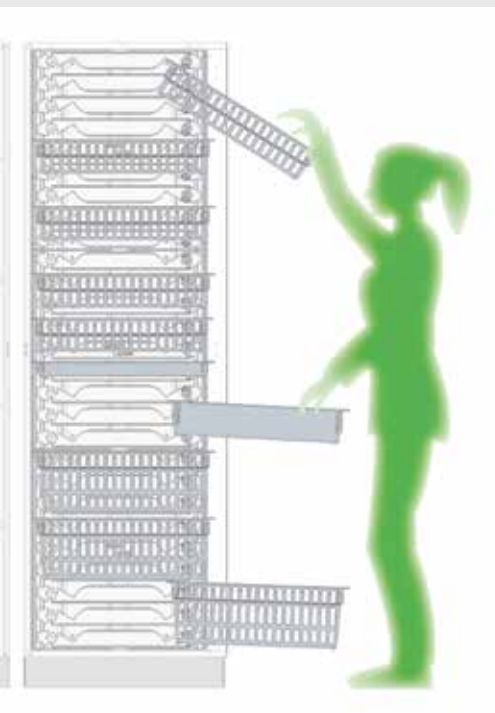
Move baskets and dividers around to suit stock use and size

Self-Cleaning System

The baskets have holes in the bottom to allow foreign objects to fall through

Easy Accessibility

Improves ergonomics and job satisfaction



In Short: Organised and logically placed supplies connected to treatments and work-flows has a huge impact on Efficiency, Supplies Budget and Job Satisfaction.



STORAGE OF SMALL/MEDIUM CONSUMABLES

IMTM 4/600 - 1

Complete with 3 x 50mm Trays, 5 x 100mm D Baskets, 2 x 100mm D Trays and 2 x 200mm D Baskets – Dividers and Label holders to suit based on approx. 25 products per Tower Module.



STORAGE OF MEDIUM/LARGE CONSUMABLES

IMTM 4/600 - 2

Complete with 6 x 100mm D Baskets and 4 x 200mm D Baskets – Dividers and Label holders to suit based on approx. 25 products per Tower Module.



STORAGE OF LARGE/ BULK CONSUMABLES

IMTM 4/600 - 3

Complete with 8 x 200mm D Baskets – Dividers and Label holders to suit based on approx. 15 products per Tower Module.



UNDER BENCH STORAGE OF SMALL/ MEDIUM/LARGE CONSUMABLES

IMUB 4/600 - 4

Complete with 4 x 100mm D Baskets, or 3 x 100mm D Baskets and 1 x 100mm D Trays and 1 x 200mm D Baskets – Dividers and Label holders to suit based on approx. 15 products per UnderBench Cabinet.



UNDER BENCH STORAGE OF IV FLUID BAGS

IMUB 4/600 - 5

Complete with a combination of 2 x 100mm and 2 x 180mm D Wire Baskets on full-extension Runners. Capacity for approx. 40-50 bags – 35kg weight loading per basket.

Baskets available in Chrome, Stainless Steel or White (rilsan coated)









WALL MEDICATION CABINET

IMMWC 455 - 6

Has capacity for 25/30 Sliding Medication Boxes/Trays. Each shelf to hold 5 x Smaller trays – 87 x 300 x 78mm H or 2 smalls and 2 Large Trays – 131 x 300 x 78mm H. The lower shelf has a swing down box – 435 x 150 x 120mm H. Lockable roller door is made of Grey Polymer slats with an aluminium handle.

STORAGE TIPS

- Store the most frequently used products at eye level down to waist height.
- Store heavier large stock items down in the lower baskets. Larger lightweight items (eg. Face Masks, and Airway Breathing tube) can be stored in a 200mm Basket up the top.
- The IMTM 400 Tower Units, are the best cubic utilisation of space & it allows the Baskets to pullout further for easier Stock accessibility.

STYLE	STYLE A - NARROW	STYLE B - WIDE	DIMENSIONS	OPTIONS
IMTM 400			2100mm H (incl. 100mm plinth) x 455mm (419 int) W x 650mm D	Open/Solid Door/Glass Panel Door/Vertical Roller Door Use only Hafele hinge - 344.26.001
IMTM 600			2100mm H (incl. 100mm plinth) x 655mm (619 int) W x 455mm D	Open/Solid Door/Glass Panel Door/Vertical Roller Door Use only Hafele hinge - 344.26.001
IMUB 400			875mm H (incl. 100mm plinth) x 455mm (419 int) W x 650mm D	Open/Solid Door/Glass Panel Door Use only Hafele hinge - 344.26.001
IMUB 600			875mm H (incl. 100mm plinth) x 655mm (619 int) W x 455mm D	Open/Solid Door/Glass Panel Door Use only Hafele hinge - 344.26.001
IMMWC 455			800mm H	Open/Solid Door/Glass Panel Door Use only Hafele hinge - 344.26.001
Materials	18mm MR Laminate Board in colours of your Choice. Standard Colours - Light Grey, White or Parchment			
Suitable for	Clinical Storage Areas, Clean Utility, Equipment Stores, Theatre & Supply Storerooms			
Accessories available	The full range of IntraMed 600 x 400 Baskets, Trays, Dividers and Labelling all fit this range. - see pages 16-17			



PREMIUM PANEL - 9 ROULETTES

IM42365 - 400
IM62565 - 600

378/578 W x 652 H x 10mm D
Top Panel inverted in Tower Units to allow baskets to tilt down for easy access.



PREMIUM PANEL - TILT ADVANTAGE FOR EASY ACCESS.



ECONO PANELS

IM66501-400
IM66501-600

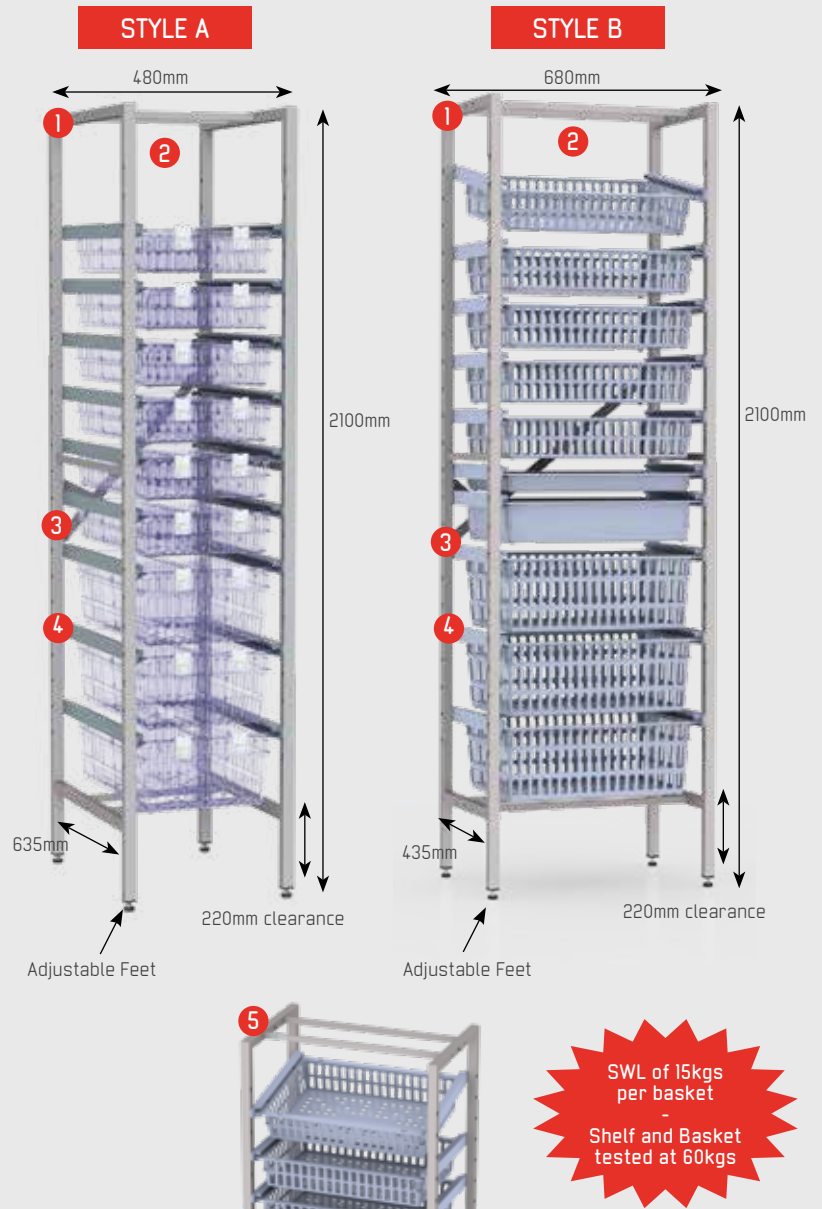
378/578W x 652H x 10mmD
Used under bench or at base of full height Tower Units.



IntraMed Modular Racks complete the solution of Storage products that, as a whole, provide Healthcare personnel with ideal logistics management of products that are needed to support patient care.

- \ The Modular Racks are designed to hold the international 600 x 400 Basket system.
- \ The Racks are based on a starter bay and add-on bays, in the 400 or 600 width, dependant on room space constraints. The 400W modules give the best wall space utilization & also allow the baskets to pullout further for stock accessibility
- \ Modules are raised from the floor to allow easy floor cleaning.

1. The **UPRIGHT** is the vertical/side frame – the structural element. Each Module Section includes 1 or 2 uprights depending on whether it is an initial section (Starter) or an adjoining section (Add-on Bay). Constructed of epoxy painted 30 x 30 x 2mm steel profiles/tubes. The vertical profile of the upright has 22 positions for the sliding guides - every 75mm. The bottom ends of the upright are fitted with a pair of height-adjustable (from 0 - 30mm) levelling feet that can be easily adjusted using a spanner, even when Racks are fully loaded.
2. The **CONNECTORS** are the structural elements used to connect the uprights. They are easy to install and the connector is secured to the upright using 1 x stainless steel nut and bolt. The connector is made of 3mm thick bent steel plate and is epoxy-painted.
3. The **BRACE/STABILISER** is the rear stabilising element that is secured to the upright using 3 x stainless steel nuts and bolts.
4. The **SLIDING RAIL GUIDES** are clipped into the inside of the uprights. The standard size 600 x 400 basket/tray is supported on and slides along it and the unit allows for convenient access to the medical product stored in the basket/tray. Each shelving section is fitted with 10 pairs of horizontal or diagonal (top part) sliding guides that can be easily exchanged and height adjusted at intervals of 75mm. Runner Clips are fitted with a retaining or braking system that prevents the Baskets from falling when the basket/tray is pulled out.
5. The **TOP RAIL GUIDES** can be angled for ease of access to product.




STYLE A	Initial Bay- 2100mm H x 480mm W x 635mm D	IMMS210486510
	Add on Bay- 2100mm H x 450mm W x 635mm D	IMMS210456510
STYLE B	Initial Bay- 2100mm H x 680mm W x 435mm D	IMMS210684510
	Add on Bay- 2100mm H x 650mm W x 435mm D	IMMS210654510
SUITABLE FOR:	Clinical Storage Areas, Clean Utility, Equipment & Supply Stores, Sterile Stock Rooms, Theatres, etc.	
MATERIALS:	Frame - Epoxy Coated Runners - ABS	
ACCESSORIES:	The complete range of IntraMed 600 x 400mm Baskets, Dividers and Label Holders fit these Racks	

BASKETS



BASKET - TRANSPARENT
 IMCM202604010
 600 W x 400 D x 100mm H



BASKET - TRANSPARENT
 IMCM202604020
 600 W x 400 D x 200mm H



WIRE BASKETS
 IMWB641CH Chrome- 400mmW x 600mmD x 100mmH
 IMWB641SST Stainless Steel- 400mmW x 600mmD x 100mmH



WIRE BASKETS
 IMWB6418CH Chrome- 400mmW x 600mmD x 180mmH
 IMWB6418SST Stainless Steel- 400mmW x 600mmD x 180mmH




BASKET / TRAY STOP
 IMCM104000001 - STOP - (FOR ABS BASKETS)
 IM33905 - IG BASKET (FOR WIRE BASKETS)



T-CONNECTOR
 IMCM104000002T-CONN
 Provides the perpendicular joint of a split divider with the flat part of another divider.

DIVIDERS



SHORT BASKET DIVIDER 400 W X 100MM H
IMCM203401002

LONG BASKET DIVIDER 600W X 100MMH
IMCM203601002




SHORT BASKET DIVIDER 400 W X 200MM H
IMCM203402002

LONG BASKET DIVIDER 600 W X 200MM H
IMCM203602002

POSITIVE CLIP IN BASKET DIVIDERS



TRAYS (No Holes)



TRAY-TRANSPARENT (600 W x 400 D x 50mm H)
IMCM201604005

TRAY-TRANSPARENT (600 W x 400 D x 100mm H)
IMCM201604010

SHORT TRAY DIVIDER (400 W X 50MM H)
IMCM203400501

LONG TRAY DIVIDER (600 W X 50MM H)
IMCM203600501

SHORT TRAY DIVIDER (400W X 100MM H)
IMCM203401001

LONG TRAY DIVIDER (600 W X 100MM H)
IMCM203601001



LABELS



BASKET LABEL/RFID TAG HOLDER
60 X 40 (MM)

IMCM104000000

PVC Label Card can be fitted with RFID Tag. Clips onto Basket Front Lip or Sides



LABEL SHEET TO SUIT BASKET TAG
HOLDER

IMCM-1040-4

Sheet of 25, printable through copier/printer
Self Adhesive Sticker to print and label PVC
Card Inserts



CLIP OVER LABEL HOLDER/BASKET
PULL HANDLE

IM500010

POLY CARD INSERT FOR HANDLE 100 X
40 (MM)

IM500010-CARD

Clips onto Divider or Label Compartments



STANDARD BASKET CONFIGURATION




- \ 2 x Angled 100mm Baskets
- \ 4 x 100mm Baskets
- \ 3 x 200mm Baskets

FLAT WIRE SHELVES & PULLOUT RUNNERS



PULLOUT CATHETER HOLDERS



STAINLESS STEEL WIRE SHELF - ISO SIZE
IM7960-207

- \ Can be used as an option in place of ABS Baskets In Joinery or Modular Racks
- \ 600 L x 400 W x 8mm H
- \ Available with 2 x Stops



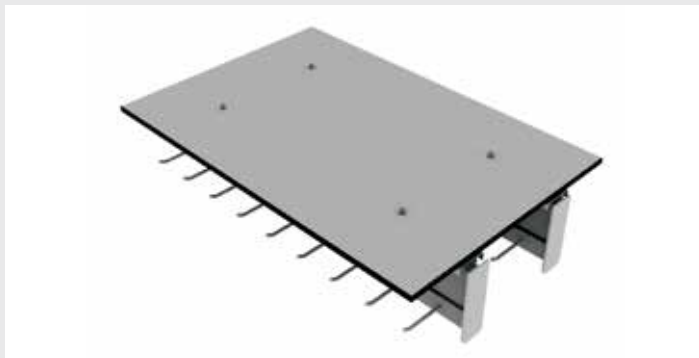
MODULAR RACK SIGNAGE
IMMRLH413/126

Speak to us today to discuss your options.



PULL OUT RUNNERS FOR MODULAR RACKS

- IMMS034845600 - FOR STYLE A RACKS
- IMMS036865400 - FOR STYLE B RACKS



CATHETER RACK 400MM W X 600 MM D X 135MM H
IMCM400-2

2 pull out runners with 9 side facing hooks per side



CATHETER RACK 600MM W X 400MM D X 135MM H
IMCM600-3

3 pull out runners with 6 side facing hooks per side
Removable hooks model also available



Fully Welded Frame



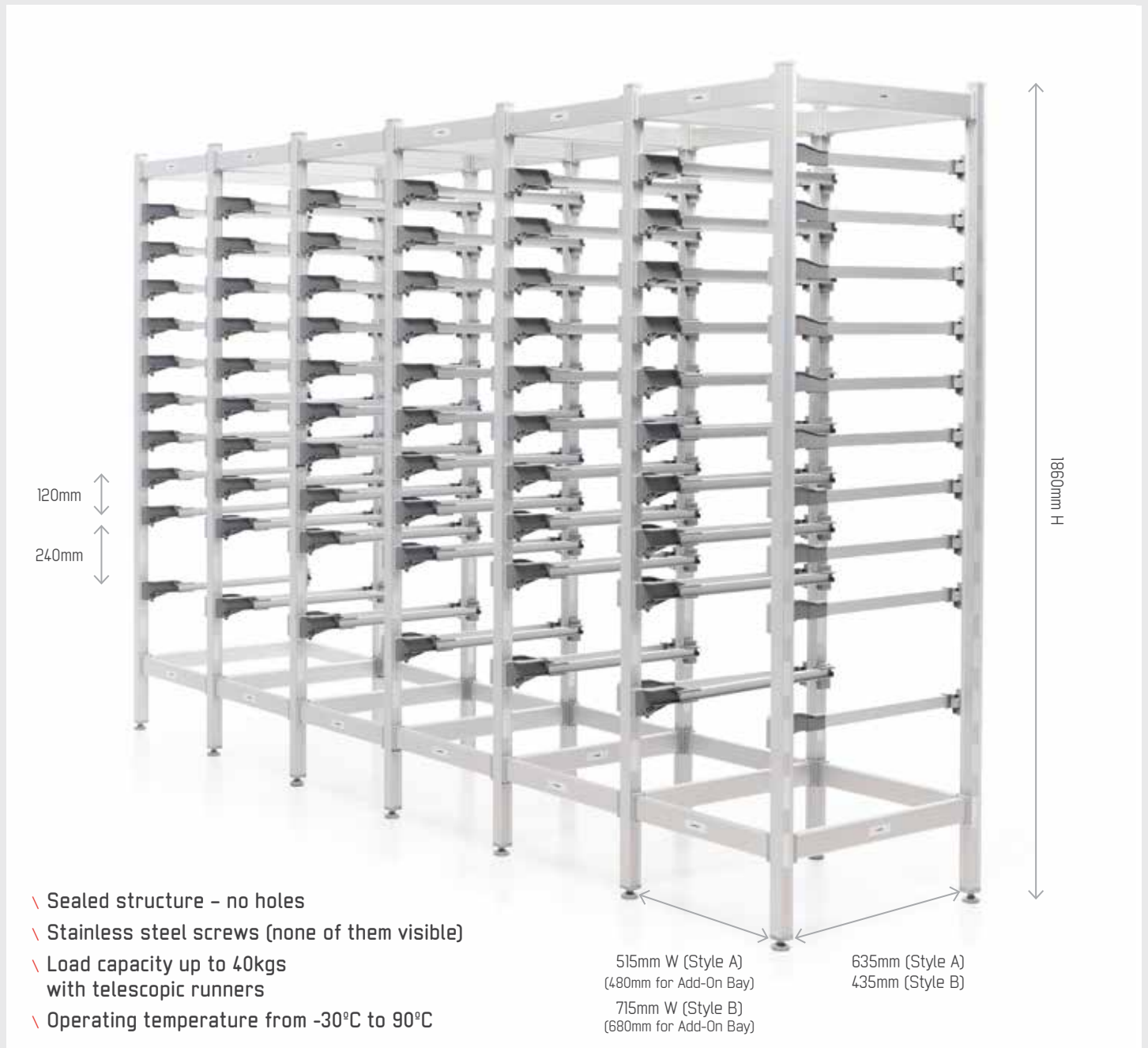
ABS Baskets



Wire Baskets - Stainless Steel/Chrome



Wire Shelves - Instrument Trays






STAINLESS STEEL TOP

Can be added for low height workbenches for unwrapping goods, or simply placing products on them.



TILTING ABS GUIDES

The design of the rail allows the basket to be pulled out and then tilted slightly at the end to get better access to the product.



ABS BASKETS, WIRE BASKETS, OR WIRE SHELVES AND FLAT INSTRUMENT SHELVES

Complete customizability of the storage units to suit user needs and comfortability.



■ PULL-OUT TRAY ELIMINATES HUMAN TOUCH DURING HANDLING/ TRANSPORT OF THE INSTRUMENT TRAY



LABELLING OPTIONS

Labels and card holders are available to suit the baskets or racks as required. Also coloured stick on strips are available to differentiate the items stored.



ABS GUIDES

Each shelving section is fitted with 10 pairs of horizontal that can be easily height adjusted at intervals of 120mm. Runner Clips are fitted with a retaining or braking system that prevents the baskets from falling when the basket/tray is pulled out.



TELESCOPIC HEAVY DUTY RUNNERS

Telescopic runners can be added to give you additional weight load capacity. These are set up on a steel plate that has 2 pairs of runners on them. Load capacity up to 40kgs.



CASTORS OR ADJUSTABLE FEET

Maximum flexibility to the unit is achieved on these racks by giving the users the option to use castors instead of feet.

STYLE A	1860H x 515W x 715Dmm 1860H x 485W x 715Dmm
STYLE B	1860H x 715W x 435Dmm 860H x 685W x 435Dmm
Suitable	Clinical Storage Areas, Clean Utility, Equipment & Supply Stores, Sterile Stock Rooms, Theatres, etc.
Material	Frame - 20 micron Anodized Aluminium; see page 39 Runners - ABS
Accessories	The complete range of IntraMed 600 x 400mm Baskets, Dividers and Label Holders fit these Racks



STERILE TRAY STORAGE
-FULL S/STEEL CONSTRUCTION
GERMAN MANUFACTURED



3/4 PULL OUT SHELF



L RUNNERS



RANGE OF BASKETS





STERILE TRAY STORAGE RACKS - EPOXY



NEW STAINLESS STEEL FRAME



PULLOUT STAINLESS STEEL SHELVES
- ALLOWS FOR 1 TRAY PER SHELF



CONSUMABLE STORAGE

HEIGHT ADJUSTABLE TABLES



HEIGHT ADJUSTABLE SINKS





ROYAL ADELAIDE HOSPITAL



SUNSHINE COAST UNIVERSITY HOSPITAL



PERTH KIDS HOSPITAL



ST VINCENT'S HOSPITAL



GEELONG HOSPITAL



CATHETER STORAGE RUNNERS

IMK0101241-400

\ 4 hooks - 400mm D x 175mm

IMK0101241-600

\ 6 hooks - 600mm D x 175



IM60CAT

\ 5 forward facing hooks on runner - 400mm Long



IM7930-241

\ 5 Forward facing hooks on Full Extension Runner

\ With Card Holder

\ 500 L x ** W x *mm H



HPL SHELF - ISO SIZE

IM7960-101

\ Can be used as an option in place of ABS Baskets

\ In Joinery or Modular Racks


\ 600 L x 400 W x 10mm H



See Trolley Book for more information



SWL of 30kgs per basket



WIRE BASKETS	
IMWB315CH*	Chrome- 385mmW x 500mmD x 150mmH
IMWB315SST	Stainless Steel- 385mmW x 500mmD x 150mmH
IMWB641CH	Chrome- 400mmW x 600mmD x 100mmH
IMWB641SST	Stainless Steel- 400mmW x 600mmD x 100mmH
IMWB6418CH	Chrome- 400mmW x 600mmD x 180mmH
IMWB6418SST	Stainless Steel- 400mmW x 600mmD x 180mmH

*Available in 100mm and 200mm H on request.

DIVIDERS	
IMWB315SDCH	Chrome- 385mm L x 150mm H
IMWB315SDSST	Stainless Steel- 385mm L x 150mm H
IMWB641SDCH	Chrome- 400mm L x 100mm H
IMWB641SDSST	Stainless Steel- 400mm L x 100mm H
IMWB6418SDCH	Chrome- 400mm L x 180mm H
IMWB6418SDSST	Stainless Steel- 400mm L x 180mm H
IMWB641LDCH	Chrome- 600mm L x 100mm H
IMWB641LDSST	Stainless Steel- 600mm L x 100mm H
IMWB6418LDCH	Chrome- 600mm L x 180mm H
IMWB6418LDSST	Stainless Steel- 600mm L x 180mm H



BLACK / SILVER RUNNERS	
IMRUN400	400mm long
IMRUN600	550mm long



DISPENSARY PULLOUT TRAYSHELF

The Dispensary PullOut TrayShelf is a special flat shelf attached to a bracket frame by drawer runners. The bracket frame attaches the Dispensary PullOut TrayShelf to a gondola or wall stripping. PullOut Bracket Locks lock the bracket frame to the gondola to prevent it being dislodged when the Dispensary PullOut TrayShelf is opened. The TrayShelf and the top of the Shelf Front have a series of slots or seats to attach FastFit Dividers.

Benefits

- \ Full product visibility
- \ Easy to open
- \ Easy to set up
- \ Stores more drugs

Finish

Pearl white powder coated. Other colours to order.

Approximate Drugs Per Shelf

595mm- 9 910mm- 14

Patent Pending Design Registrations

The Dispensary PullOut TrayShelf can be used in any of the following ways:

- \ Gondola Wall Unit
- \ Double Sided Gondola
- \ Gondola Bench
- \ Wall Stripping
- \ Cabinet Shell
- \ Cupboard

SYSTEM	SHELF WIDTH	SHELF DEPTH	OVERALL DEPTH
305	595 or 910 mm	305 mm	407 mm
405	595 or 910 mm	405 mm	507 mm
505	595 or 910 mm	505 mm	607 mm



NEW DESIGN – Full perforated base to meet infection control standards





CONVERTING YOUR FLAT SHELVES INTO PHARMACY SHELVING



INTRAMED SHELF FRONT

IMH210000-AAB9


- \ To suit standard flat Laminate or Metal shelves
- \ 1 required per front edge
- \ Cut to suit internal width of cabinet
- \ Dimensions: 1000 W x 60 H mm



INTRAMED SLIDING DIVIDER

IMH240103

- \ To suit Angle Shelf Front
- \ Can be cut to suit varying shelf depths
- \ Dimensions: 300 W x 55 H mm



INTRAMED BARCODE / LABEL HOLDER

IM100047

- \ To suit Angle Shelf Front
- \ Dimensions: 30 W x 56 H mm

Simple Design

Stainless Steel Finish

Helps you meet AS-4187 Standards

SWL of up to 40kgs



IntraSpace Brand

Easily clip baskets on and off

No dust collecting parts

STAINLESS STEEL HOOK POSTS

ISSHP450
420W X 450H MM

ISSHP900
420W X 900H MM

900H MM
SINGLE POST,
PER SET OF 2



We help YOU meet YOUR accreditation!

IntraSpace Brand
High Quality

HANGING RAILS
Sits directly onto most styles of Louvre Panels.

DIVIDERS
Internal Dividers to increase number of products per basket.

SMALL MESH
8mm x 8mm

CHROME FINISH STAINLESS STEEL FINISH

HANGING LABEL

6 SIZES AVAILABLE

MOUNTING OPTIONS



LOUVRE PANEL


Powder Coated Steel Grey.

ISLP4X4
457H X 455W MM

ISLP4X6
610H X 455W MM

ISLP4X9
914H X 455W MM

ISLP4X18
1829H X 455W MM



WIRE WALL PANEL

IMWP-CH
460W X 460H MM
Chrome finish.

IMWP-SST
460W X 460H MM
Stainless Steel finish.



STACKING FRAME

IM/CSF-MM
Medium to Medium Frame

IM/CSF-LM
Large to Medium Frame

IM/CSF-XLL
X-Large to Large Frame



SINGLE RAIL MOUNT

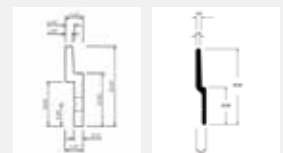
IMBB-SPLIT BATTEN RAIL
200mm

- to suit Small Basket

400mm

- to suit Medium Basket

Any length available.



**BULK DISCOUNTS
CAN BE ARRANGED**



EXTRA SMALL WIRE BASKET

IM/EXTRA SMALL BASKET

- \ 105W x 190D x 85H mm
- \ Chrome plated wire basket

IM/EXTRASMALL BASKET-SST

- \ Stainless Steel wire basket



SMALL WIRE BASKET

IM/SMALL BASKET

- \ 205W x 235D x 160H mm
- \ Chrome plated wire basket

IM/SMALL BASKET-SST

- \ Stainless Steel wire basket



MEDIUM WIRE BASKET

IM/MEDIUM BASKET

- \ 415W x 240D x 160H mm
- \ Chrome plated wire basket

IM/MEDIUM BASKET-SST

- \ Stainless Steel wire basket



LARGE WIRE BASKET

IM/LARGE BASKET

- \ 415W x 327D x 200H mm
- \ Chrome plated wire basket

IM/LARGE BASKET-SST

- \ Stainless Steel wire basket



X-LARGE NARROW WIRE BASKET

IM/XLARGE NARROW BASKET-CH

- \ 205W x 440D x 200H mm
- \ Chrome plated wire basket

IM/XLARGE NARROW BASKET-SST

- \ Stainless Steel wire basket



X-LARGE WIRE BASKET

IM/XLARGE BASKET

- \ 415W x 440D x 200H mm
- \ Chrome plated wire basket

IM/XLARGE BASKET-SST

- \ Stainless Steel wire basket

CLIP ON LABEL HOLDER



ISDDA000105-80 80 W X 26MM H (CARD AND 2 CLIPS INCLUDED)
ISDDA000105-80/CARD WHITE CARD ONLY
ISDDA000105-100 100 W X 26MM H (CARD AND 2 CLIPS INCLUDED)
ISDDA000105-100/CARD WHITE CARD ONLY
ISDDA000105-1200 CLIP ON LABEL HOLDER (CLIPS INCLUDED - NO CARDS)
IMDDA00055-914 SELF ADHESIVE LABEL HOLDER - 914MM LONG
IMDDA00055 - 1200 SELF ADHESIVE LABEL HOLDER - 1200MM LONG
ISDSA0001200 SELF ADHESIVE - ANGLED 1200MM LONG



STERILE STOREROOM




LINEN STORAGE



CONSUMABLE STORAGE



GENERAL STORAGE



FLUID STORAGE

INTRAMED WIRE SHELVING



INTRAMED EPOXY SHELVING



IntraMed Wire Shelving systems are ideally suited to the Medical, Linen and Hospitality markets- Round Posts

- \ Ideal to meet infection control standards
- \ Maximum ventilation
- \ Static, Mobile and Hang-on corner bays
- \ Quality castors and wheels
- \ Large range of accessories available
- \ 2 year corrosion warranty- chrome
- \ 10 year corrosion warranty- s/steel

IntraMed Epoxy Shelving systems are ideally suited to the Medical, Linen and Hospitality markets- Round Posts

- \ Ideal to meet infection control standards
- \ Maximum ventilation
- \ Static, Mobile and Hang-on corner bays
- \ Quality castors and wheels
- \ Large range of accessories available
- \ 10 year corrosion warranty

SHELF LENGTHS: STANDARD SIZES

- 760, 915, 1070, 1220, 1370, 1525, 1830 mm

UNIT HEIGHTS: STANDARD SIZES

- Static: 1880, 2000, 2200 mm; Mobile: 1750 mm

SHELF DEPTHS: STANDARD SIZES

- Stocked sizes - 457, 610mm. Sizes available on request - 355, 525mm

MATERIALS:

- Chrome, Stainless Steel

SUITABLE FOR:

- Coolroom, Sterile Store, Theatre Storage, General Storage, CSSD, Clean Utilities

ACCESSORIES:

- Rear & Side Ledges, Dividers, Labelling, Bridging Clips, Castors, Buffers & Adjustable Feet.

CHROME FINISH, BASED ON 915W X 457D X 1800H, 4 SHELVES PER BAY **\$280.00**

SHELF LENGTHS: STANDARD SIZES

- 760, 915, 1070, 1220, 1370, 1525, 1830 mm

UNIT HEIGHTS: STANDARD SIZES

- Static: 1880, 2000, 2200 mm; Mobile: 1750 mm

SHELF DEPTHS: STANDARD SIZES

- Stocked sizes - 457, 610mm. Sizes available on request - 355, 525mm

MATERIALS:

- Epoxy coated

SUITABLE FOR:

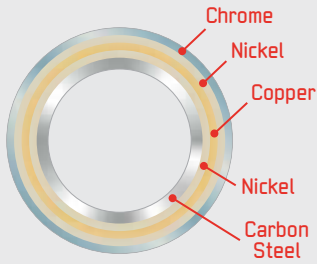
- Coolroom, Sterile Store, Theatre Storage, General Storage, CSSD, Clean Utilities

ACCESSORIES:

- Rear & Side Ledges, Dividers, Labelling, Bridging Clips, Castors, Buffers & Adjustable Feet.

EPOXY COATED, BASED ON 915W X 457D X 1800H, 4 SHELVES PER BAY **\$272.00**

IntraMed Chrome

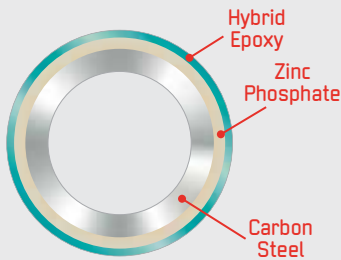


Chrome is a plating process which deposits hard chrome over a copper, nickel surface. This process is very durable and is used in storage or material handling applications in any dry storage environment.

Colour: Silver
Structural Warranty: 5 Years
Corrosion Warranty: 2 Years



IntraMed Epoxy - Antibacterial Green

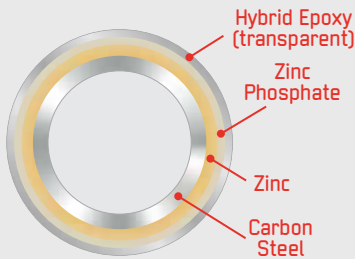


Epoxy is an economical solution for high humidity or wet applications. The carbon steel is treated with a zinc phosphate base. A hybrid epoxy with an antibacterial agent is electrostatically applied over the treated surface.

Colour: Light Green
Structural Warranty: 5 Years
Corrosion Warranty: 10 Years

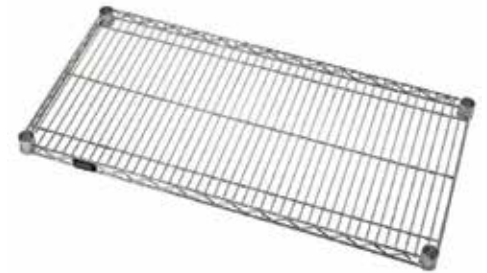


IntraMed Zinc - Epoxy




Zinc-coated with transparent resin powder, with anti-mildew and anti-bacterial ingredients. Smooth finish.

Colour: Silver
Structural Warranty: 5 Years
Corrosion Warranty: 10 Years

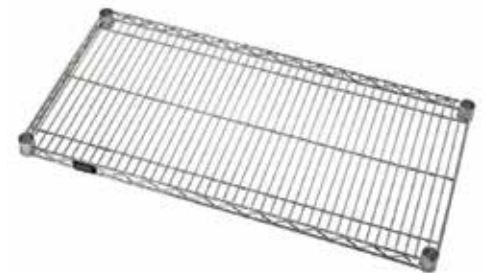


IntraMed Stainless Steel



304 Stainless with an electropolish finish represents the highest industry standard in the prevention of corrosion. The finish is highly effective for corrosive, high humidity or clean room environments.

Colour: Silver
Structural Warranty: 5 Years
Corrosion Warranty: 10 Years



IntraMed Aluminium Rack



IntraMed Aluminium rack is medium strength heat treated alloy. Very good corrosion resistance - rust free. European manufactured.

Frame - 20 micron Anodized Aluminium

Colour: Silver
Structural Warranty: 5 Years
Corrosion Warranty: 10 Years

See pages 20-21.





MEDICAL STORAGE



EQUIPMENT STORAGE






IntraMed Overhead Track Wire Shelving

- \ Provides clear uninterrupted floor space for cleaning and trolley access
- \ Ideal for wet areas
- \ No floor tracks to gather debris or trip over
- \ Mobile bays are fixed to bases with large diameter heavy duty castors to ensure ease of movement
- \ Available in Chrome, Stainless Steel, M-span, Epoxy or a combination of shelving


SHELF LENGTHS: STANDARD SIZES	915, 1065, 1220, 1525, 1825mm
UNIT HEIGHTS: STANDARD SIZES	2100mm
SHELF DEPTHS: STANDARD SIZES	455, 610mm
MATERIALS:	Chrome, Stainless Steel, Epoxy
SUITABLE FOR:	Sterile Storeroom, Laboratories, Theatre Storage, CSSD, Clean Utilities
ACCESSORIES:	See Page 44-47



Baskets on shelf for containment of stock



Stainless Steel Wheel Housing



New style 'U' Channel track with large rollers

 DISCUSS YOUR LAYOUT REQUIREMENTS WITH US. SEND US YOUR FLOORPLANS AND LET US ASSIST YOU!

METRO SEAL



The unique Metro epoxy powder coat is over twice as thick as many others. Finished in the international standard colour for food. Includes Microban protection which helps reduce stain and odour causing bacteria.

- \ Shelves are adjustable at 25mm increments along the entire length of the post
- \ Open wire construction minimises dust accumulation and allows a free circulation of air, greater visibility and light penetration
- \ 12 year warranty against corrosion

SHELF LENGTHS: STANDARD SIZES

- 760, 915, 1065, 1220, 1370 1525, 1830 mm

UNIT HEIGHTS: STANDARD SIZES

- 1890 mm

SHELF DEPTHS: STANDARD SIZES

- 355, 455, 535, 610 mm

MATERIALS:

- Epoxy Powdercoat

SUITABLE FOR:

- Dry Store, Cool Room, Freezer

ACCESSORIES:

Shelf Dividers, Product Stop, Post Clamps

BASED ON 915W X 455D X 1895H, 4 SHELVES

PER BAY **\$383.00**

METROMAX Q



Metromax Q Shelving comes standard with Microban, antimicrobial product protection built into the shelf mats to inhibit bacteria, mould mildew and fungi that causes odours, stains, and product degradation.

- \ Open-grid mats lift off for cleaning and fit easily into the dishwasher
- \ Patented corner lock release allows shelf adjustment in seconds, without tools
- \ Shelves adjust in 25mm increments
- \ Polymer shelf mats have a lifetime warranty. Posts have a fifteen year warranty against rust and corrosion

SHELF LENGTHS: STANDARD SIZES

- 610, 760, 915, 1065, 1220, 1370 1525, 1830 mm

UNIT HEIGHTS: STANDARD SIZES

- 1890 mm

SHELF DEPTHS: STANDARD SIZES

- 455, 535, 610 mm

MATERIALS:

Powder coated taupe coloured legs. Blue polymer mats on grey powder coated steel shelf.

SUITABLE FOR:

Dry Store, Cool Room, Freezer

ACCESSORIES:

'S' Hooks, Post Clamps, Shelf Ledges, Label Holders, Shelf Dividers, Tray Drying Racks

BASED ON 915W X 455D X 1890H, 4 SHELVES

PER BAY **\$823.00**

M-SPAN SYSTEM



The M-Span Shelf is designed to be easy to clean and last a lifetime for an affordable price. Made by over moulding a sub frame with Food Grade Polypropylene to produce a strong shelf in one process.

- \ Shelving is quick and easy to assemble requiring no tools
- \ Shelves have Life Materials Anti-Microbial Protection built in during the manufacturing process to help maintain hygienic food storage
- \ All shelf posts come standard with adjustable feet
- \ 20 Year Corrosion Warranty

SHELF LENGTHS: STANDARD SIZES

- 600, 750, 900, 1050, 1200, 1350, 1500 mm

UNIT HEIGHTS: STANDARD SIZES

- 1200, 1800, 2000 mm

SHELF DEPTHS: STANDARD SIZES

- 310, 460, 610 mm

MATERIALS:

- Stainless Steel, Galvanised Posts, Polypropylene Shelves

SUITABLE FOR:

Dry Store, Cool room, Freezer


ACCESSORIES:

Shelf Dividers, Product Stop, Post Clamps

BASED ON 900W X 460D X 1800H, 4 SHELVES

PER BAY **\$492.00**

REAL TUFF



Real Tuff removable shelves have been making life easier for thousands of Australian businesses for more than two decades. Removable shelves are easy to clean and are dishwasher proof. Save time by cleaning one shelf without having to dismantle the entire unit.

- \ Shelf frames are welded 32mm x 2.5mm roll formed section fitted with moulded Real Tuff Shelves.
- \ Posts are manufactured from 25mm x 25mm x 1.2mm tube fitted with a bullet foot allowing 32mm of adjustment.
- \ Weight Loading – Real Tuff shelves are rated to 200kgs evenly space per tier up to 1200mm Long. Sizes 1350mm to 1800mm are rated to 150kg evenly spaced.
- \ Shelf clips are rated to 150kg up to 1200mm and 100kg for 1350 to 1800mm long shelves.
- \ All components come with a 12 month Structural Warranty against manufacturing defects

SHELF LENGTHS: STANDARD SIZES

- 600, 750, 900, 1050, 1200, 1350, 1500, 1650, 1800 mm

UNIT HEIGHTS: STANDARD SIZES

- 1200, 1800, 2000 mm

SHELF DEPTHS: STANDARD SIZES

- 300, 450, 525, 600 mm

MATERIALS:


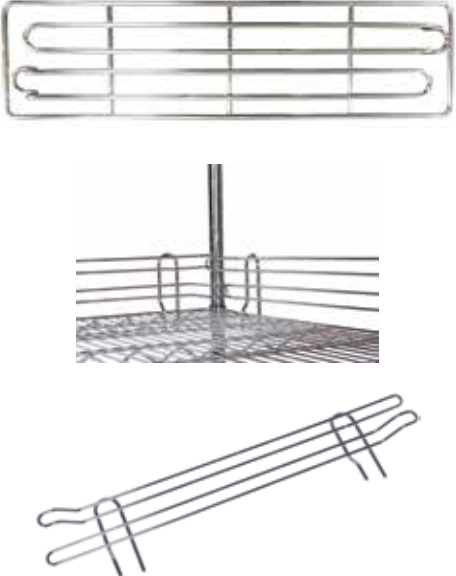


- Zinc with Clear Lacquer, Polished Stainless Steel









SUITABLE FOR:

Dry Store, Cool Room, Freezer

BASED ON 900W X 450D X 1800H, 4 SHELVES

PER BAY **\$664.00**

DESCRIPTION	SIZE - mm	CHROME CODE	STAINLESS STEEL CODE
<p>DIVIDER - ROUND POST</p> 	457 x 200	IM457CD	IM457SSD
	533 x 200	IM533CD	
	610 x 200	IM610CD	IM610SSD
<p>114MM H LEDGE</p> 	457 x 114	IM457-114CL	IM457-114SSL
	610 x 114	IM610-114CL	IM610-114SSL
	760 x 100	IM760-100CL	
	915 x 100	IM915-100CL	IM915-100SSL
	1070 x 100	IM1070-100CL	IM1070-100SSL
	1220 x 100	IM1220-100CL	IM1220-100SSL
	1370 x 100	IM1370-100CL	IM1370-100SSL
	1525 x 100	IM1525-100CL	IM1525-100SSL
	1830 x 100	IM1830-100CL	IM1830-100SSL
<p>300MM HIGH REAR & SIDE LEDGES - ROUND POST</p> 	457 x 300	IM457-300CL	IM457-300SSL
	610 x 300	IM610-300CL	IM610-300SSL
	915 x 300	IM915-300CL	IM915-300SSL
	1220 x 300	IM1220-300CL	IM1220-300SSL
	1525 x 300	IM1525-300CL	IM1525-300SS
	1830 x 300	IM1830-300CL	IM1830-300SS
<p>LABELS - CLEAR CLIPS ONTO WIRE SHELVES TOP FRONT OPENING</p> 	100 W mm		IM100CL
	150 W mm		IM150CL
	200 W mm		IM200CL






DESCRIPTION	SIZE - mm	CHROME CODE	STAINLESS STEEL CODE
POST CLAMP (TO SECURE POSTS TOGETHER) 		IM94Z2-CH	IM94Z2-SS
S HOOK (FOR CORNER HANG ON BAYS) 		IMSHK	
RUBBER BUFFER 	88mm	IMRBUF	
PLASTIC CLIPS FOR POST & WIRE SHELVING 	Set of 4	IMPLASTIC CLIPS	
DIRECTIONAL HANDLE FOR MOBILE BAYS, TROLLEYS - ROUND 		IMDH457CH	IMDH457SS
		IMDH610CH	IMDH610SS
SUPPORT BARS 	355mm	IMHR355CH	IMHR355SS
	457mm	IMHR457CH	IMHR457SS
	533mm	IMHR533CH	IMHR533SS
	610mm	IMHR610CH	IMHR610SS
	760mm	IMHR760CH	IMHR760SS
	915mm	IMHR915CH	IMHR915SS
	1070mm	IMHR1070CH	IMHR1070SS
	1220mm	IMHR1220CH	IMHR1220SS
	1525mm	IMHR1525CH	IMHR1525SS
SLOPING SHELVES 	457 x 915	IMSLSH1CH	IMSLSH1SS
	457 x 1220	IMSLSH2CH	IMSLSH2SS
	610 x 915	IMSLSH3CH	IMSLSH3SS
	610 x 1220	IMSLSH4CH	IMSLSH4SS
BASKET SHELVES WITH DIVIDERS 	457 X 610	IMWBSH1CH	IMWBSH1SS
	457 x 760	IMWBSH2CH	IMWBSH2SS
	457 x 915	IMWBSH3CH	IMWBSH3SS
	457 x 1220	IMWBSH4CH	IMWBSH4SS
	610 x 610	IMWBSH5CH	IMWBSH5SS
	610 x 760	IMWBSH6CH	IMWBSH6SS
	610 x 915	IMWBSH7CH	IMWBSH7SS
	610 x 1220	IMWBSH8CH	IMWBSH8SS

NOTE: To specify choice of finish, please add "CH" for Chrome OR "SS" for Stainless Steel at the end of code in place of the asterisks (**).



DESCRIPTION	CODE	SIZE
DIVIDER - ROUND POST EPOXY	IM457ED	457W x 200H mm
	IM533ED	533W x 200H mm
	IM610ED	610W x 200H mm
114MM H LEDGE - EPOXY	IM457-114EL	457W x 114H mm
	IM610-114EL	610W x 114H mm
	IM760-100EL	760W x 100H mm
	IM915-100EL	915W x 100H mm
	IM1070-100EL	1070W x 100H mm
	IM1220-100EL	1220W x 100H mm
	IM1370-100EL	1370W x 100H mm
	IM1525-100EL	1525W x 100H mm
	IM1830-100EL	1830W x 100H mm
300MM HIGH REAR & SIDE LEDGES - ROUND POST EPOXY	IM457-300EL	457W x 300H mm
	IM610-300EL	610W x 300H mm
	IM915-300EL	915W x 300H mm
	IM1220-300EL	1220W x 300H mm
	IM1525-300EL	1525W x 300H mm
	IM1830-300EL	1830W x 300H mm

DESCRIPTION	CODE	SIZE
DIRECTIONAL HANDLE FOR MOBILE BAYS,TROLLEYS - ROUND EPOXY	IMDH457E	457mm
	IMDH610E	610mm
SUPPORT BARS EPOXY	IMHR355E	355mm
	IMHR457E	457mm
	IMHR533E	533mm
	IMHR610E	610mm
	IMHR760E	760mm
	IMHR915E	915mm
	IMHR1070E	1070mm
	IMHR1220E	1220mm
	IMHR1525E	1525mm
	IMHR1830E	1830mm

DESCRIPTION	PICTURE	CODE	SIZE
WIRE SHELVING ACCESSORIES - SQUARE POST STYLE			
REAR & SIDE LEDGES M-SPAN		MSBL310	310W x 80H mm
		MSBL460	460W x 80H mm
		MSBL600	600W x 80H mm
		MSBL750	750W x 80H mm
		MSBL900	900W x 80H mm
		MSBL1050	1050W x 80H mm
		MSLB1200	1200W x 80H mm
		MSBL1350	1350W x 80H mm
		MSBL1500	1500W x 80H mm
ACCESSORIES FOR METRO SHELVING			
DIVIDER - METRO SEAL		ME.DD14K3	355W x 203H mm
		ME.DD18K3	457W x 203H mm
		ME.DD21K3	530W x 203H mm
		ME.DD24K3	610W x 203H mm
DIVIDER - METRO MAXQ		ME.MQD18.8	457W x 203H mm
		ME.MQD24.8	610W x 203H mm
REAR & SIDE LEDGES METRO SEAL		MEL14N.4K3	355W x 100H mm
		MEL18N.4K3	457W x 100H mm
		MEL21N.4K3	530W x 100H mm
		MEL24N.4K3	610W x 100H mm
		MEL30N.4K3	760W x 100H mm
		MEL36N.4K3	914W x 100H mm
		MEL42N.4K3	1066W x 100H mm
		MEL48N.4K3	1219W x 100H mm
		MEL54N.4K3	1370W x 100H mm
		MEL60N.4K3	1524W x 100H mm
		MEL72N.4K3	1828W x 100H mm
		CASTORS - PER SET OF 4 WHEELS (2 WITH BRAKES)	
CHROME- ROUND POST		IM125C/B	125mm
STAINLESS STEEL- ROUND POST		IM125SS/B	125mm
M-SPAN AND REAL TUFF		IM1539/40	125mm
METRO GREEN AND METRO MAXQ		IMme.5M/B	127mm

WIRE GRID - ZINC (with S/Steel door components)



Size (mm)		450 D	600 D
Height	Width	Code	Code
1830 (with bullet feet) or 1970 (with castors)*	900	IMZSC9045	IMZSC9060
	1050	IMZSC10545	IMZSC10560
	1200	IMZSC12045	IMZSC12060
	1350	IMZSC13545	IMZSC13560

WIRE GRID - STAINLESS STEEL (Shelves and Doors)

Size (mm)		450 D	600 D
Height	Width	Code	Code
1830 (with bullet feet) or 1970 (with castors)*	900	IMSSC9045	IMSSC9060
	1050	IMSSC10545	IMSSC10560
	1200	IMSSC12045	IMSSC12060
	1350	IMSSC13545	IMSSC13560

M-SPAN - ZINC (fitted with Galvanised Posts and Zinc Mesh, Stainless doors)



Size (mm)		460 D	610 D
Height	Width	Code	Code
1830 (with bullet feet) or 1970 (with castors)*	900	IMMSSC9046G	IMMSSC9061G
	1050	IMMSSC10546G	IMMSSC10561G
	1200	IMMSSC12046G	IMMSSC12061G
	1350	IMMSSC13546G	IMMSSC13561G

M-SPAN - S/STEEL (fitted with S/Steel Posts and Stainless Mesh)

Size (mm)		460 D	610 D
Height	Width	Code	Code
1830 (with bullet feet) or 1970 (with castors)*	900	IMMSSC9046S	IMMSSC9061S
	1050	IMMSSC10546S	IMMSSC10561S
	1200	IMMSSC12046S	IMMSSC12061S
	1350	IMMSSC13546S	IMMSSC13561S

*Security cages are non-stocked and non-returnable. Please allow manufacturing time. Price includes bullet feet only, castors available separately.



Suture Trolley

STAINLESS STEEL WORK BENCH

- \ Flat Top Work Bench
- \ Available in 600mm or 700mm depth
- \ 1.2mm Thick Stainless Steel top No. 4 finish
- \ 3mm Zinc Aluminium Coated Steel Reinforced Backing to Work Top
- \ 38mm Diameter round Stainless Steel Tube Legs, Satin polish, 1.2mm thick
- \ Adjustable Stainless Steel Disk Feet Supplied as Standard
- \ 1mm Thick Stainless Steel Under-shelf, No. 4 Finish, with Top Hat Stiffening




Code	L	D	H
IMSSB6060	600	600	900
IMSSB6070	700	600	900
IMSSB6090	900	600	900
IMSSB60120	1200	600	900
IMSSB60150	1500	600	900
IMSSB60180	1800	600	900
IMSSB60210	2100	600	900
IMSSB60240	2400	600	900
IMSSB7045	450	700	900
IMSSB7070	700	700	900
IMSSB7090	900	700	900
IMSSB70120	1200	700	900
IMSSB70150	1500	700	900
IMSSB70180	1800	700	900
IMSSB70210	2100	700	900
IMSSB70240	2400	700	900
IMSSB9090	900	900	900
IMSSB90120	1200	900	900
IMSSB90150	1500	900	900
IMSSB90180	1800	900	900
IMWBSB6040	400	600	900/1050
IMWBSB6060	600	600	900/1050
IMWBSB6080	800	600	900/1050
IMWBSB6090	900	600	900/1050
IMWBSB60100	1000	600	900/1050
IMWBSB60120	1200	600	900/1050
IMWBSB60140	1400	600	900/1050
IMWBSB60150	1500	600	900/1050
IMWBSB60160	1600	600	900/1050
IMWBSB60180	1800	600	900/1050
IMWBSB60210	2100	600	900/1050
IMWBSB60240	2400	600	900/1050

450mm and 750mm Deep also available - Not all sizes available in 450mm range.

STAINLESS STEEL WORK BENCH WITH SPLASHBACK


- \ Work Bench with Rear Splashback
- \ Available in 600mm or 700mm depth
- \ 1.2mm Thick Stainless Steel top No. 4 finish
- \ 3mm Zinc Aluminium Coated Steel Reinforced Backing to Work Top
- \ 38mm Diameter round Stainless Steel Tube Legs, Satin polish, 1.2mm thick
- \ Adjustable Stainless Steel Disk Feet Supplied as Standard
- \ 1mm Thick Stainless Steel Under-shelf, No. 4 Finish, with Top Hat Stiffening
- \ 100mm Splashback (600 Series) or 150mm Splashback with Beveled Edge (700 Series)
- \ 1800mm & 2400mm Length Units Supplied with 6 Legs





POST & WIRE WALL SHELVES


Standard Shelf Lengths	914, 1065, 1219, 1370, 1524, 1820mm
Shelf Depths	Stocked sizes - 457, 610mm. Sizes available on request - 355, 525mm
Materials	Chrome, Stainless Steel
Suitable for	Coolroom, Sterile Store, Theatre Storage, General Storage, CSSD



PIPE WALL SHELF

- \ 25mm diameter round stainless steel pipes, satin polished
- \ Supplied flat packed

ISPWS63	600 W x 300 D x 225mm H
ISPWS93	900 W x 300 D x 225mm H
ISPWS123	1200 W x 300 D x 225mm H
ISPWS183	1800 W x 300 D x 225mm H





STAINLESS STEEL WALL SHELF

- \ 1.2 thick stainless steel
- \ Supplied flat packed

ISSWS63	600 W x 300 D x 225mm H
ISSWS93	900 W x 300 D x 225mm H
ISSWS123	1200 W x 300 D x 225mm H
ISSWS183	1800 W x 300 D x 225mm H

FAST TRACK HANGING RAILS



ISFTHR	Fast Track Rail - 1400mm Long
--------	-------------------------------

ISFTMPH	Multipurpose Hook	110 W x 203 H x 326mm L
---------	-------------------	-------------------------



BEDSIDE CABINET- STANDARD ISBTTF

- \ 456mmW x 495mmD x 740mmH
- \ Steel Drawer Carcase with over-extension ball bearing runners
- \ 4 Drawers - 2 small (1x lockable standard), 1 medium & 1 large
- \ Optional locks and master key
- \ Free Standing
- \ Available on castors or glides
- \ Standard Melamine colour range
- \ Australian Made



BEDSIDE TABLE - MOBILE IS303H

- \ 450mmW x 500mmD x 820mmH
- \ Moisture resistant 18mm board
- \ 2mm impact resistance edges
- \ Ball bearing drawer runners
- \ Stainless Steel handles
- \ Top lockable drawer
- \ 50mm easy roll castors, two lockable
- \ Colour - Beech.
- \ Size and colour can be customized - POA
- \ Total Weight - 30kg
- \ 3 Year warranty



BEDSIDE CABINET - PREMIUM ISE5

- \ 2 Aluminium and High Pressure Laminate (HPL)
- \ 4x 100mm, Nylon Twin Castors, 2 x Lockable
- \ Strong and durable with HPL panels and aluminium corners
- \ Indent Product - Minium order quantity apply

DIMENSIONS
480W x 480H x 750D mm



RECOVERY BEDSIDE STORAGE Pull out Wire Basket Drawers



OVERBED/CHAIR TABLE IMOBT-1

- \ Metal Frame & Laminate Table Top
- \ Spring adjustable height
- \ Australian Made
- \ 3 Year Warranty

DIMENSIONS
800mm x 400mm

HEIGHT
740-1090mm H



D/L OVERBED/CHAIR TABLE IMOBT-2

- \ Top dimensions - 800mmW x 400mmD
- \ Height range - 785mm to 1050mm
- \ One hand ergonomic height adjustment
- \ Extremely strong powder coated C-base
- \ The top is smooth, non-absorbent and free from gaps
- \ Stocked Colour - Beech and Pearl Grey
- \ 4 Castors, 2x locking
- \ Safe working load - 20kg evenly distributed
- \ 3 year warranty



OVERBED TABLE - TILTING TOP IMOBT-3

- \ MTop dimensions - Tilt area 560mmW x 400mmD. Fixed Area 250mmL x 400mmD
- \ Height range - 785mm to 1050mm
- \ One hand ergonomic height adjustment
- \ Extremely strong powder coated C-base
- \ The top is smooth, non-absorbent and free from gaps
- \ Stocked Colour - Beech and Pearl Grey
- \ 4 Castors, 2x locking
- \ Safe working load - 20kg evenly distributed
- \ 3 year warranty



ONE TOUCH OVERBED TABLE IMOBT-4

- \ Exclusive patented design
- \ Finger touch lift
- \ Available in Grey, White, Wood Décor
- \ Nylon castors - 2 locking
- \ Optional Wire Basket

DIMENSIONS
700mm x 400mm



IV STAND MOBILE WITH NYLON BASE - 2 HOOK

IMSS-241701

- \ 2 Hook design
- \ Adjustable height 1420mm-2380mm
- \ Non removable top pole
- \ No Pinch / Crush points
- \ Heavy duty 600mm Nylon base with 50mm twin wheel castors
- \ Stainless steel pole construction



IV STAND MOBILE WITH ALLOY BASE - 2 HOOK

IMSS-241803

- \ 2 Hook design
- \ Adjustable height 1420mm-2380mm
- \ Non removable top pole
- \ No Pinch / Crush points
- \ Heavy duty 600mm Alloy base with 50mm twin wheel castors
- \ Stainless steel pole construction



IV STAND MOBILE WITH NYLON BASE - 4 HOOK

IMSS-241853

- \ 4 Hook design
- \ Adjustable height 1420mm-2380mm
- \ Non removable top pole
- \ No Pinch / Crush points
- \ Heavy duty 600mm Nylon base with 50mm twin wheel castors
- \ Stainless steel pole construction



IV STAND MOBILE WITH ALLOY BASE - 4 HOOK

IMSS-241903

- \ 4 Hook design
- \ Adjustable height 1420mm-2380mm
- \ Non removable top pole
- \ No Pinch / Crush points
- \ Heavy duty 600mm Alloy base with 50mm twin wheel castors
- \ Stainless steel pole construction



IV HANDLE AND CLAMP



VERTICAL OXY HOLDER AND CLAMP



STORAGE BASKET AND CLAMP



INTERLOCKING TILT BIN NEXT GEN

Bins can be used on desk or tabletop, or hung using the IS22773 wall mounting bar (sold separately)



IS21103CR
Single tilt bin, White
120mm X 137mm X 132mm



IS421103CR
Set of four tilt bins, White
120mm X 137mm X 132mm (each)



IS22773CR
Mounts easily to the wall
Screws and anchors included
560mmW x 45mmH x 9mmD

DOCUMENT HOLDERS

Document Holders offer a variety of configurations for the effective storage of files, binders and documents. The range offers the following options:

- \ Landscape Positioning, Clear or Dark Tinted Option
- \ Portrait Positioning
- \ Unbreakable Polycarbonate
- \ Multiple Document Holders
- \ Options for some Models
- \ Magnetic Mounting Option



IS63001
Clear or Smoke
260 x 254 x 102mm



IS63601 - SET OF 3
Clear or Smoke
368 x 165 x 76mm



IS64301
Clear or Smoke
445 x 165 x 76mm



IS63101
Clear or Smoke
375 x 178 x 102mm



BED BASKET
IM/BEDBASKETCH
\ Chrome finish
\ 350mm W x 150mm D x 200mm H

IM/BEDBASKETSST
\ Stainless Steel finish
\ 350mm W x 150mm D x 200mm H



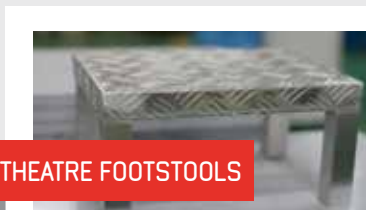
CATHETER HOLDERS
IMCWCBB
\ Chrome Finish
\ 600mm H x 150mm W x 150mm D
IMCWSSB
\ Stainless Steel Finish
\ 600mm H x 150mm W x 150mm D



TRIPLE GLOVE DISPENSER
IMGZ1800
\ Plastic coated wire
\ Open design allows for easy glove identification
\ Mounting hardware is included
\ Universal size fits most glove boxes



X-RAY HOLDERS
IMCXRH
\ 320mmW x 250mmH x 70mmD
\ 4.5mm thick clear acrylic
\ 2 holes for mounting
\ Custom made sizes available



THEATRE FOOTSTOOLS



ACRYLIC BED BOARD/WHITEBOARD

- \ 3mm Aluminium composite panel – White
- \ 3mm Clear acrylic front panel with optional integrated pen holder
- \ 4 Chrome poster mounts – allow for the customised poster to be changed if required
- \ Can also be made in landscape orientation



A4 BED BOARD

IMBBDA4

DIMENSIONS
253MM X 340MM



A3 BED BOARD

IMBBDA3

DIMENSIONS
340MM X 463MM



A2 BED BOARD

IMBBDA2

DIMENSIONS
460MM X 635MM



PATIENT JOURNEY BOARD



CHART HOLDER

ASK US ABOUT OUR BULK PRICING
CUSTOMISABLE INSERT AVAILABLE AT ADDITIONAL COST



HIGH COST PRODUCT TRACEABILITY, UNDER CONTROL

The MMSlog® Smart Cabinet System is the definitive solution for on-line and objective management of stock and the traceability of high-cost healthcare products (prostheses, implants, catheters, etc.). Through the use of radiofrequency (RFID), automatic inventories are made with precision and speed, and the management software registers and provides all the logistics information for the product (stocks/consumption/orders/etc.) and the system (access/breakdowns/alerts).




THE GARMENT 24/7 IN POINT OF CONSUMPTION

The MMStex® Garment Management System is an integral solution for the logistical management of work clothes (textiles and non-textiles) and/or bedding at the point of consumption, which guarantees a 24/7 service. For the storage and delivery of the clean garment, there are disposable garment dispensing modules with RFID technology for managing the traceability of the garment, and/or smart locker modules with access control and RFID technology for management of inventory/consumption after closing the door. For the return of dirty garments (washable), hopper-type equipment with RFID technology is available to manage traceability of returned garments.



The Meditech-shelf robot is an example of top technology. Developed to the highest standards within the pharmacy automation. With the minimal width of the robot, we guarantee the highest possible capacity in minimum floor space. Our latest technology surpasses the needs of the pharmacy automation and offers a wide range of standard features.




ALBURY HOSPITAL




GEELONG HOSPITAL





GUM BOOT RACK




LEAD APRON RACK



NOW AVAILABLE WITH CASTORS





FREECALL 1800 800 573



 intraspace.com.au

 [linkedin.com/company/intraspace-pty-ltd](https://www.linkedin.com/company/intraspace-pty-ltd)

 [facebook.com/intraspaceaustralia](https://www.facebook.com/intraspaceaustralia)

 IntraMed®

 IntraFurn®

FILE STOR
SYSTEMS®



Disclaimer: IntraSpace does not accept liability for incorrect spelling, printing errors, incorrect manufacturer's specifications or changes, or grammatical inaccuracies on any product included in this catalogue. © All material, artwork and copy in this catalogue is produced under copyright laws. No part of the catalogue may be duplicated or reproduced in any form whatsoever without the prior written permission of IntraSpace. ®The logos IntraSpace, IntraMed, Tidy Files, Tidy Files and Cabinets and FileStor are registered trademarks wholly owned by IntraSpace.

We reserve the right to change pricing and/or product specifications without notice.