


Sentinel CW Tyre Spikes


High security, high volume, fast acting barriers



The Sentinel CW tyre spikes are available in four different configurations.

These are divided into flush mount or surface mount models.

For added safety and security the Sentinel CW tyre spikes can be used together with a boom gate. This provides additional visibility and ensures vehicles stop before reaching the spikes.



The Flush Mount models are ideal for installations that require seamless traffic control for smooth flowing traffic, whereas the Surface Mount models are mounted above the general surface of the roadway and create a traffic calming bump, slowing traffic for a safer access control point.

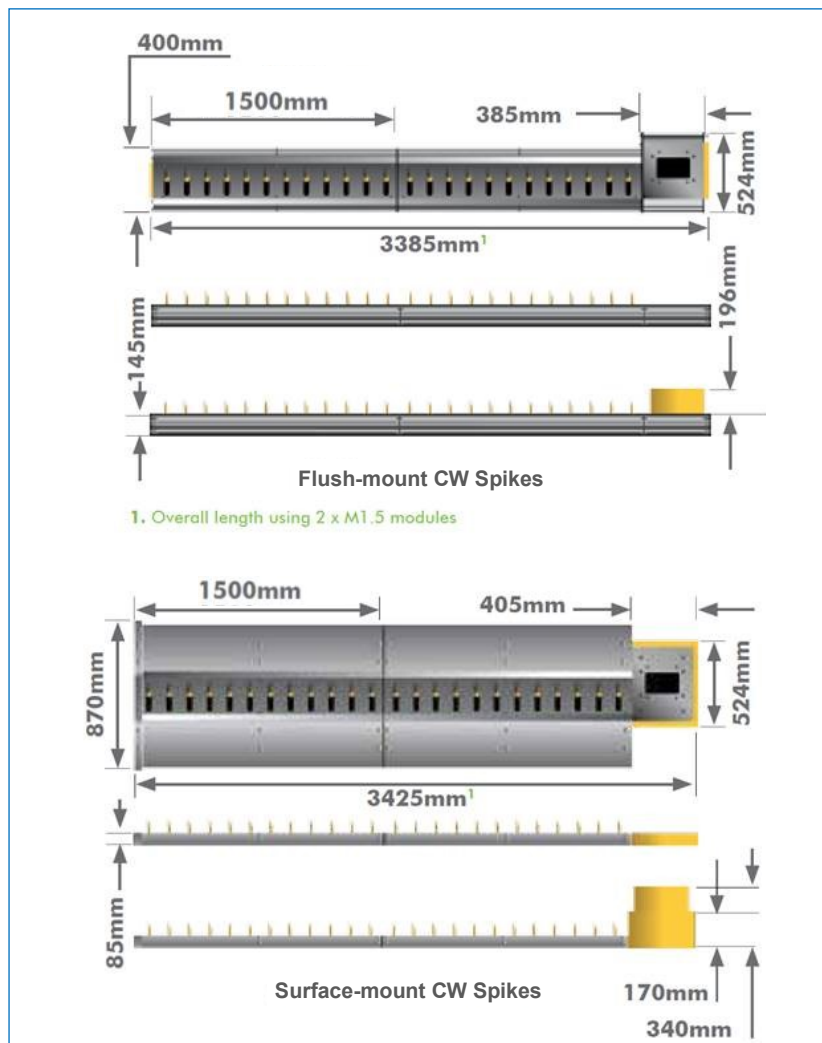
Sentinel CW Tyre Spikes feature:

- **Modular construction:** allowing components to be easily transported and installed
- **High security:** provides extra security to traffic barrier access controlled entrances and exits
- **Robust construction:** all-weather construction and built to withstand impacts from vehicles
- **High visibility:** the traffic yellow coloured spikes are highly visible increasing safety
- **Easy to maintain:** all moving parts are removable for easy maintenance saving time and money
- **Reliable and efficient:** high-torque DC motor for greater reliability and responsive operation - external limit switches provide a failsafe operation
- **Battery backup:** ensures continued service even when the power outage
- **Highly configurable:** to suit the requirements of just about any installation including:
 - Selective security and safety modes
 - Adjustable speed of operation
 - Ability to operate independently of traffic barrier units
 - Can be mounted in any position, even away from the traffic barrier
 - Easy to change orientation depending on traffic flow requirements
 - Supports output for traffic lights interface

Technical Specifications

Specifications	Drive System
Motor Voltage	12V DC
Input Voltage	240 VAC
Spikes Modules - Available Lengths	1 metre and 1.5 metre
Spikes Raise and Lower Time	1.2 sec
Daily Operations - Max	2000
Anti-corrosion Specification - Main Chassis	Hot dip galvanised mild steel
Spike Material Specification	85mm mild steel, electroplated and powder coated
Trench Cover Load Bearing Capacity	Two tons per wheel

Dimensions



Rotech supply all forms of door and gate automation

Vehicle Access Control

- Booms Gates
- Sliding Gates
- Swing Gates
- Industrial Door Openers
- Solar Powered Gate Openers

Pedestrian Access Control

- Full Height Turnstiles
- Waist Height Turnstiles
- Supermarket Gates/Turnstiles
- Wheelchair Access Gates
- Rapid Access Gates

Fast | Safe | Secure