



Easily operated with the turn of the handle: tilt inwards at the top for child proof ventilation; turn and fully open for easy cleaning. Energy efficient and draft proof, with high sound protection, and secure locking.



## Specifications

- IV 78mm timber frame, triple glazed with 2x 12-16mm argon filled gap
- IV 68mm timber frame, double glazed with 1x 14-20mm argon filled gap
- Choice of glass combinations
- Custom made
- Low VOC spray-painted or stained in the colour of your choice
- German tilt & turn hardware, multi-point locking
- Seals
- Childproof available
- Suited for low bushfire areas

## Size:

- Minimum 600mm height x 420mm width
- Width up to 1400mm at min height of 1500mm, max 2100mm
- Height up to 2700mm at max width of 1000mm

WERS energy rating: from a very low 1.0





Fixed panes enable you to enjoy a clear view without obstruction, acting as a picture frame for the scenery outside of the window. Often used in combination with openable windows or doors.





## Specifications

- IV 78mm timber frame, triple glazed with 2x 12-16mm argon filled gap
- IV 68mm timber frame, double glazed with 1x 14-20mm argon filled gap
- Choice of glass combinations
- Custom made
- Low VOC spray-painted or stained in the colour of your choice
- Suited for low bushfire areas and Passive House

## Size:

- Width up to 4000mm
- Height up to 4000mm
- Maximum overall 11m<sup>2</sup>

WERS energy rating: from a very low 0.8





For special spaces where only a sliding window is suitable. Parallel-slide-tilt or lift-slide options are available. Highly energy efficient and draft proof with high sound protection. Custom made to size and finish.



## Specifications

- IV 78mm timber frame, triple glazed with 2x 12-16mm argon filled gap
- IV 68mm timber frame, double glazed with 1x 14-20mm argon filled gap
- Choice of glass combinations
- Custom made
- Low VOC spray-painted or stained in the colour of your choice
- German sliding hardware fittings (parallel-slide-tilt or lift-slide)
- Seals and multi-point locks
- Suited for low bushfire areas and Passive House

## Size:

- Minimum height 750mm

WERS energy rating: from a very low 1.0





Perfect for opening up a large space. High energy efficiency and operated with a handle on every second window. No rattling and no need for shoot bolts. Inside folding, also with tilt function, or outside folding.



## Specifications

- IV 78mm timber frame, triple glazed with 2x 12-16mm argon filled gap
- IV 68mm timber frame, double glazed with 1x 14-20mm argon filled gap
- Choice of glass combinations
- Custom made
- Low VOC spray-painted or stained in the colour of your choice
- German bi-fold hardware, operated with a handle on every second leaf, no shoot bolts
- Seals and multi-point locking
- Internal stacking with possible tilt function or external stacking
- Retractable fly-screens available
- Suited for bushfire areas up to and including BAL-29, and for Passive House

## Size:

- Width up to 6000mm
- Height up to 2400mm

WERS energy rating: U-value from a very low 1.1



Tilting inwards at the top for ventilation, windows can be horizontal or vertical. The handle controls the mechanics and multi-point locking within the frame. Can be automated for hard to reach areas.




## Specifications

- IV 78mm timber frame, triple glazed with 2x 12-16mm argon filled gap
- IV 68mm timber frame, double glazed with 1x 14-20mm argon filled gap
- Choice of glass combinations
- Custom made
- Low VOC spray-painted or stained in the colour of your choice
- German tilt hardware fittings
- Seals and multi-point locking
- Can be automated with concealed chain drive
- Suited for low bushfire areas and Passive House

## Size:

- Maximum width 3000mm at maximum height of 700mm
- Height up to 2700mm at maximum width of 1500mm
- Height minimum 450mm

WERS energy rating: from a very low 1.0





All the advantages of modern technology with the look of yesteryear. Suitable for inner city terraces where street appearances cannot change. High energy savings and high noise reduction.



## Specifications

- IV 68mm timber frame
- Double glazed with 1x 14-20mm argon filled gap
- Choice of glass combinations
- Custom made
- Low VOC spray-painted or stained in colour of your choice
- German tilt & turn hardware, multi-point locking
- Seals to eliminate drafts
- Childproof available

## Size:

- Minimum 600mm height x 420mm width

WERS energy rating: from a very low 1.4





Custom made to size and shape to suit any building. Angled, round, oval or curved, these windows can be made in a fixed pane or can be openable, and are highly energy efficient.



## Specifications

- IV 78mm timber frame, triple glazed with 2x 12-16mm argon filled gap
- IV 68mm timber frame, double glazed with 1x 14-20mm argon filled gap
- Choice of glass combinations
- Custom made
- Low VOC spray-painted or stained in the colour of your choice
- German tilt & turn hardware fittings, multipoint-locking
- Seals to eliminate drafts
- Childproof available
- Also fixed shapes/picture windows available
- Suited for low bushfire areas and Passive House

## Size:

- Minimum 600mm height x 600mm width
- Width up to 1400mm at min height of 1500mm, max 2100mm
- Height up to 2700mm at max width of 1000mm
- Variety of shapes available, openable or fixed

WERS energy rating: from a very low 1.0

