RENSON®
Creating healthy spaces

English I **SUN PROTECTION 2022**

TABLE OF CONTENTS

INTRO 5
Why RENSON® sun protection? 7
3 ways to keep out the sun 9
Advantages of external sun protection 11
Comfort 12
Design 16
Durability 19
Which external sun protection to choose? 22

SUN PROTECTION SCREENS 25
Inspiration 25
Vertical sun protection screens 67
Fixscreen® Minimal 71
Fixscreen® 73
Fixscreen® 100 Solar 75
Fixscreen® Mono AK*EVO* & Fixvent® Mono AK*EVO* 77
Panovista® & Panovista® MAX 79
Slidefix® 81
Overview of the range of vertical sun protection screens 83
Horizontal sun protection screens 85
Topfix® & Topfix® VMS 87
Topfix® Max 89
Overview of horizontal sun protection screens 91

STRUCTURAL SUN PROTECTION 93
Inspiration 93
Products
Sunclips® 111
Loggia® 113

GENERAL 115
Operation 117
Sun protection screens 121
Choice of colours for fabric boxes and guiding channels 123
Maintenance 126
Warranty 127
FAQ 128
Where can I find Renson® products? 131

COMFORT IN ALL SEASONS

Everyone likes a vast amount of daylight in their home during the day. It, of course, improves your well-being and mood but also reduces your home's energy consumption. You not only save on lighting, but in the winter months the low sun continues to provide you with pleasant heating – free of cost, which means you have a lower energy bill.

This unfortunately comes with a downside. For example, on hot days, the inside becomes unbearably hot since the sun shines directly on the large windows which heats the house. This comes with consequences such as annoying reflections on screens and discolouration of furniture and interior accessories.

Efficient and dynamic external sun protection in the form of windproof sun protection screens (screens) can allow you to enjoy the best of both worlds. Pleasant and fresh in the summer and then comfortably warm in the winter; all without ever losing the view of your garden.

WHY **RENSON®** SUN PROTECTION?

TOP QUALITY AND DURABILITY

Renson® is the European trendsetter in natural ventilation, external sun protection and outdoor living. All our high-quality products are made in Belgium and are tested under the most stringent conditions.

This enables us to guarantee optimum quality. Our network of well-trained Ambassadors ensures flawless service, installation and after-sales service. Our professional approach extends to every aspect of our business.

MINIMALIST DESIGN

The look and product design of our products are highly innovative. Seamless integration, concealed mounting parts, durable materials and smart solutions ensure a perfectly finished product that can merge into any type of home.

ENDLESS CUSTOMISATION POSSIBILITIES

Thanks to our product design and numerous options, we can offer you tailor-made solutions: for renovations as well as new buildings: from sun protection screens – invisibly integrated into your home – to structural sun protection with stunningly beautiful accents.

ULTIMATE EASE OF USE AND MAINTENANCE

Our products are not only designed to be easy to use, but also to retain their characteristics for many years, day in and day out, under all weather conditions.

That is why the products are also made from the most qualitative and durable materials so you can enjoy them for many years after purchase – with minimum maintenance.

Loggiawood®

3 WAYS TO KEEP OUT THE SUN

EXTERNAL SUN PROTECTION

This is the **most efficient way** of preventing the rays of the sun from penetrating the glass. The amount of incoming natural light and heat can be controlled according to the situation. Dynamic sun protection also provides you with the benefit of killing two birds with one stone. In winter, you can enjoy the full benefit of the solar gain, while in the summer, overheating inside is prevented.

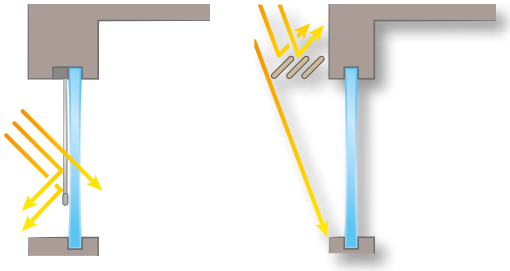

INDOOR SUN PROTECTION

Curtains, sun screens, or fabric screens are an excellent and relatively inexpensive way of blocking sunlight. However, they cannot offer an ultimate solution because indoor sun protection only starts blocking heat after it enters your home. This renders indoor sun protection less effective at preventing overheating, though it can offer a solution in terms of acoustics or decoration, for example.

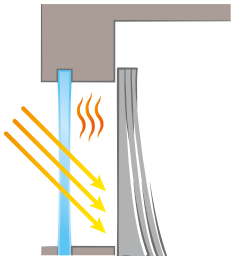

SOLAR CONTROL GLASS

It is true that this does prevent the interior of the house from overheating. Unfortunately, it also limits the amount of sunlight during the winter period, thereby allowing less heat to enter. Another drawback is the discolouration caused by the light, since solar control glass is not clear glass.

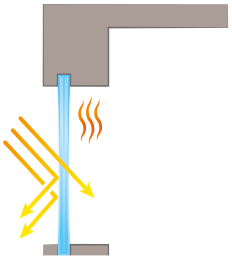

> 30%

of Europeans suffer overheating in homes

Did you know that a combination of external sun protection and night cooling can keep the indoor temperature under control throughout the year? This can be achieved without having to install an energy-guzzling air conditioner.

ADVANTAGES OF EXTERNAL SUN PROTECTION

COMFORT

We spend as much as **90%** of our time indoors, on average. So, it's logical that we want a lot of daylight and pleasant temperatures in order to be able to feel good.

Dynamic sun protection offers a lot more than **36%** the cost of cooling.

With a view of the outside and optimal daylight, you will experience **25%** better mental performance.

Adequate natural daylight increases **18%** your productivity and improves your mood and biorhythms, and prevents stress.

Fixscreen®

Regulate solar heat and avoid overheating

Did you know that external sun protection in Western European homes can achieve a temperature difference of up to -10 ° C?

Fixscreen® Minimal

DESIGN

Supreme versatility

Choose the right solution, depending on your taste and architecture.

Stylish finish

All parts are made of extruded aluminium with clean, minimal lines.

Look and feel that harmonises fully with your home

Renson ® sun protection screens can perfectly match the architecture of your home.

A solution for everything

Thanks to the many possible installation situations, every building can be fitted with sun protection.

Fixscreen®

Loggiawood®
Fixscreen®

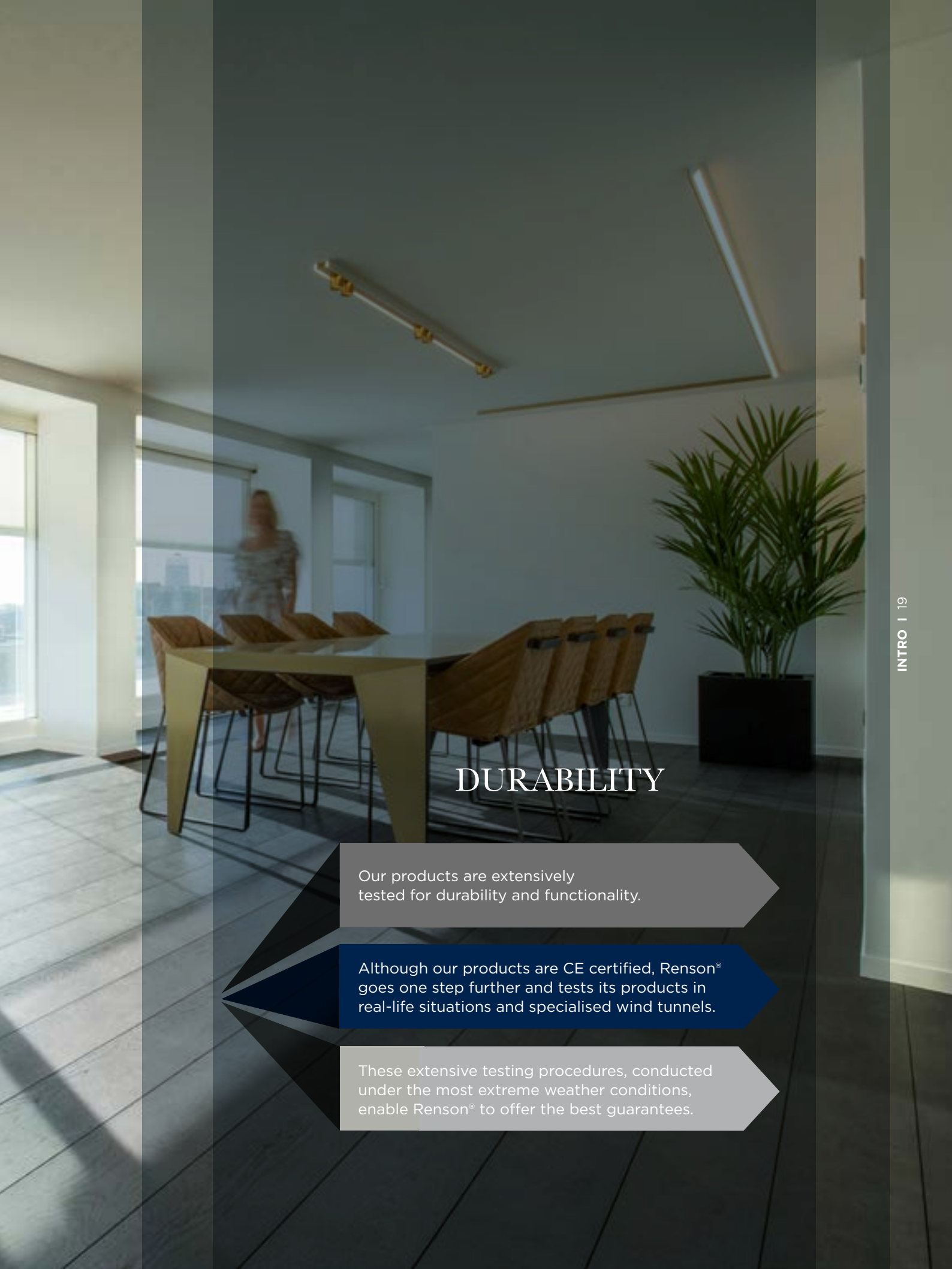

DURABILITY

Our products are extensively tested for durability and functionality.

Although our products are CE certified, Renson® goes one step further and tests its products in real-life situations and specialised wind tunnels.

These extensive testing procedures, conducted under the most extreme weather conditions, enable Renson® to offer the best guarantees.

OUTDOOR SUN PROTECTION

‘ A room is not a room
without natural light’

architect Louis Kahn once said.

Natural daylight is essential for human beings and their wellbeing. Enjoy natural daylight thanks to outdoor sun protection.

WHICH EXTERNAL SUN PROTECTION TO CHOOSE?

SUN PROTECTION SCREENS (PAGE 25)
Do you want invisible external sun protection? Then sun protection screens are highly recommended. These days the head boxes and the side guiding channels can be aesthetically integrated into the façade so they are hardly visible.

STRUCTURAL SUN PROTECTION (PAGE 93)
Aluminium canopies above the windows – just like blades and sliding panels in front of the windows – add an extra admirability to a building. They can also specifically emphasise certain lines, shapes and eye-catching elements.

DISCOVER THIS RENSON CONCEPT HOUSE!
Every first Saturday of the month from 9h00 to 12h00 – only by appointment.
Request an appointment and more information: www.renson.eu

Nightcooling
Sun protection screens Fixscreen®
Structural sun protection Sunclips®
Sun protection screens Slidefix®

SUN PROTECTION SCREENS

The sun is a natural source of heat and sufficient sunlight which provides us with a general feeling of well-being.

Unfortunately, however excessive bright sunlight can cause discomfort; this is when a change needs to happen. A transparent sun protection screen on the outside of the windows of your home will mean you can enjoy the advantages of the sun all year round without compromising your view of the outside.

Fixscreen®

ENJOY NATURAL, CLEAR DAYLIGHT

We all require natural daylight. The combination of dynamic external sun protection and clear glass enables you to enjoy the maximum amount of natural daylight through the windows, from the inside.

PLEASANT
INDOOR TEMPERATURE

Regulate indoor temperatures and prevent overheating. Thanks to dynamic sun protection screens, the inside temperature can be up to 10° degrees lower than the outside temperature.

PRIVACY

Enjoy privacy throughout the day. While you will have a perfect view from **the inside to the outside**, no one from the outside will be able to see anything of the interior of the house.

Fixscreen®
Fixscreen®
Fixscreen®

Fixscreen®

Cosy, comfortable evenings, 100% privacy throughout the day, with a perfect view of the outside.

TOTAL COMFORT

Panovista® Max

Fixscreen®

IN PERFECT HARMONY



Vertical or horizontal windows, fixed sliding or corner windows: Renson® can offer you the perfect sun protection screen for all windows in new or renovated homes.

Topfix®

INVISIBLE INTEGRATION

Are you building a new home? Then your external sun protection screens can be installed to be almost invisible. In addition, you can easily adjust the colour and coating of the head box and guiding channel to match your windows. Even the bottom bar disappears seamlessly into the head box. In short, maximum natural daylight and a view of the outside, with minimal impact on the design of your façade.

STYLISH FINISH

Design and minimalism are at the heart of the Fixscreen Minimal range.

PROTECT YOUR HOME AGAINST INTRUDERS

When you are not in, you can program the movements of your automated sun protection to create the impression that someone is at home.

CLASSIC IS ALWAYS TIMELESS

Even after that, you can still perfectly fit surface-mounted screens in your home. You choose them in the same colour as the coating on the windows so that they are hardly noticeable. Choose from 2 head box shapes (Square or Softline design), in perfect harmony with your home. These also run on solar energy, so that no electricity work needs to be done.

ENJOY
YOUR VERANDA

Too hot in the summer, annoying light and reflections? Fit sun protection screens on your veranda and enjoy this extra living space even more.

NO INSECT NUISANCE

Did you know that a screen can also keep out insects? There are no openings for insects to pass through, which means that you can leave your windows open at all times and enjoy fresh air without any worries.

BLACKOUT YOUR BEDROOM PERFECTLY

Thanks to our Fixscreen technology and its sleek, minimalist design, our Fixscreen Minimal is the perfect solution for blocking out as much light as possible in your bedroom. On top of that, it can be neatly concealed if included in the design in good time.

UNIQUE DUE TO PATENTED TECHNOLOGIES

Tightly tensioned screens, windproof up to 130 km/h: unique properties made possible by **Fixscreen technology** and **Smooth technology** (see page 68).

BEST GUARANTEE BASED ON EXTENSIVE TESTING

Far in excess of what is required under applicable standards, the Renson® sun protection screens are tested in wind tunnels and field-tested under actual-use conditions. This is why you will find Renson® listed under the best guaranteed products in the market.

Fixscreen®

UNIQUE SOLUTIONS

A side-sliding screen ensures that you can continue to use the passage through the sliding window to the patio.

Panovista® Max

ENJOY NOT JUST TODAY, BUT TOMORROW AS WELL

Investing in Renson® sun protection screens is choosing durable and quality products with perfect screen tension, not just for today but for the future.

A SOLUTION FOR EVERYTHING

Sun protection screens can even be integrated in a wooden carport.

Fixscreen®
Freestanding

Fixscreen®
Freestanding



MULTIFACETED SOLUTIONS

Wooden outbuildings and pool houses can also be perfectly equipped with screens. In order to preserve the maximum view of the garden, our screens can be fitted with a crystal window.

Fixscreen® Freestanding

PROTECTED OUTDOORS ENJOY

Integrate screens and enjoy your patio cover all year round, with protection from excessive sunlight, insects and wind. It also brings extra privacy into your home.

Fixscreen®
Freestanding

YOUR BALCONY, AN EXTRA OUTDOOR SPACE

Turn your balcony into an extra outdoor space you can enjoy day in, day out, according to your choice, sheltered from the sun, without the inconvenience of insects – with complete privacy.

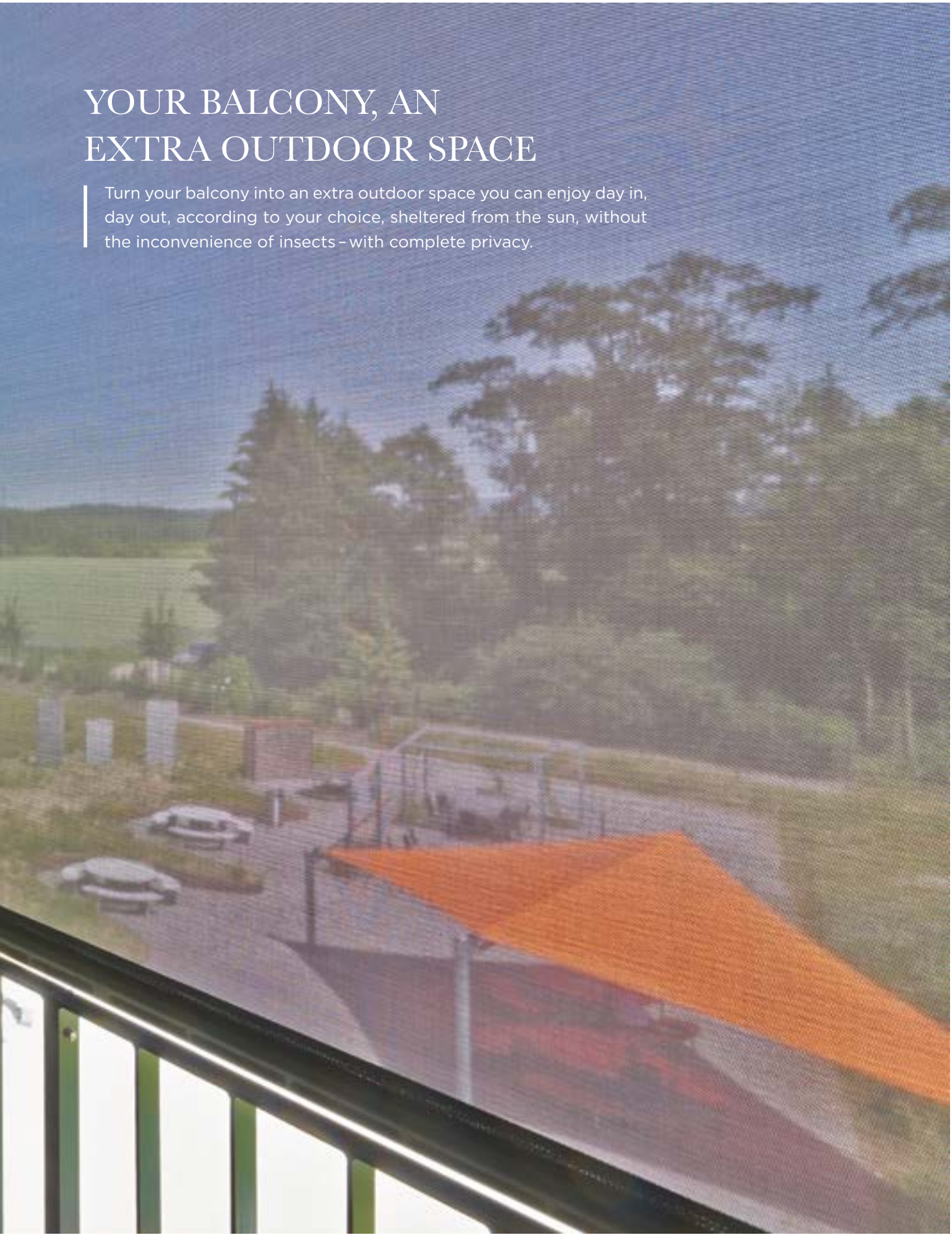

VERTICAL SUN PROTECTION SCREENS

Vertical screens are perfect for all your standard, corner, or sliding windows made of all types of materials, but are also a perfect free-standing solution for your balcony, existing patio cover, or carport.

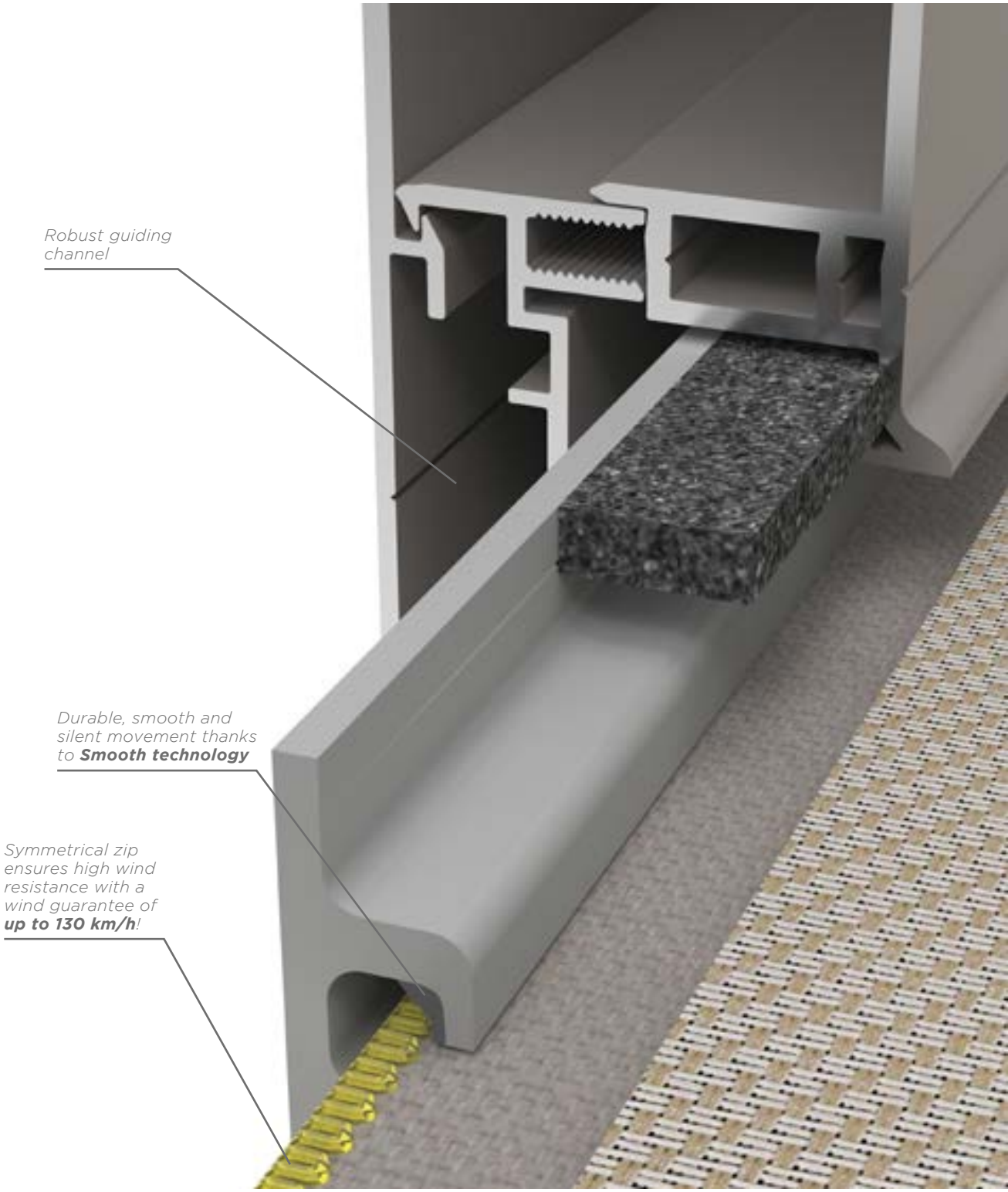
Robust guiding channel
Durable, smooth and silent movement thanks to **Smooth technology**
Symmetrical zip ensures high wind resistance with a wind guarantee of **up to 130 km/h**!

RANGE OF VERTICAL SUN PROTECTION SCREENS

Renson®, a leading pioneer in sun protection screens, developed the Fixscreen technology. This technology has now grown into an industry standard for vertical and horizontal sun protection screens. With its ingenious zip system, the screen is windproof in the side guiding channels in all positions, while in the closed position, the screen is insect-proof.

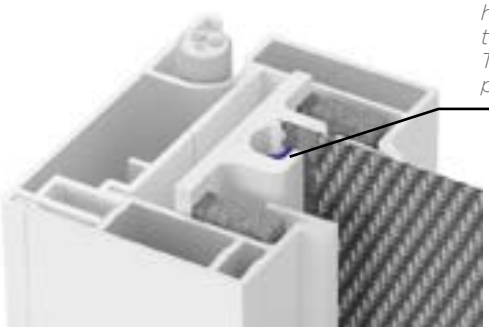

The intelligent windproof zip inner rail also has a patented, co-extruded wear-resistant layer – Smooth technology. This guarantees extremely smooth, windproof operation.



WIND GUARANTEE UP TO 130 KM/H

Tests monitored by an independent test laboratory have established that the Fixscreen is capable of withstanding extremely high wind speeds, meaning Renson® can offer a guarantee of up to 130 km/h (in closed position). This corresponds to a hurricane of Beaufort 12.

Wind tunnel test

Non-windproof sun protection at 30 km/h

Fixscreen technology

Fixscreen at 130 km/h

Watch the video of our wind tunnel tests here

Fixscreen®

FIXSCREEN®

THE RANGE OF VERTICAL SCREENS

	Existing windows	New windows	Freestanding
Surface-mounted	✔ ✔	✔	✔
Recessed	✘	✔ ✔	✔

Surface-mounted

- Aesthetically mounted in front of the windows
- Now also available in solar-powered version

Recessed

- Invisible solution
- Large surface areas possible

Freestanding

- Can also be used without a window behind or in front of it
- Can be integrated into a patio cover, carport, or balcony
- Also possible to integrate a crystal window

Fixscreen® Minimal

FIXSCREEN® MINIMAL

MINIMAL WINDOWS? MINIMAL SCREENS...

Of course, you would prefer to enjoy the maximum possible amount of daylight in your house during the day. This can be perfectly achieved today with large windows and 'minimal windows'. But what if indoor temperatures become unbearably high on hot days? This is where screens offer the most efficient solution, by preventing sunlight from even reaching your window glass. The best part is that with the **Fixscreen Minimal**, you will never have to compromise on the sleek appearance and modern look and feel of your home. With side guiding channels of just under 2 cm in width and slimmer screen fabric boxes, they are barely visible, while your windproof and dynamic sun protection screen allows you to enjoy pleasant indoor temperatures throughout the year. Combined with a silent motor and blackout fabric, this product is also the ideal solution for maximum darkening bedrooms from the inside.

THE RANGE OF VERTICAL SCREENS

	Existing windows	New windows	Freestanding application
Surface-mounted	✔ ✔	✔	✔ ✔
Recessed	✘	✔ ✔	✔ ✔

Surface-mounted
- Minimal impact on architecture
- Minimum head box size
- Minimum side guiding channel of only 20 mm view width
- Silent motor available for indoor use

Recessed
- Minimum head box size for aesthetic integration into the façade
- High-end design
- Unique solutions for minimalist windows, including a completely freestanding coupling side guiding channel
- Silent motor available for indoor use

Freestanding
- Can be used without a window behind it
- Can be integrated into a patio cover, carport, or balcony
- High wind guarantee up to 100 km/h

Fixscreen® Solar®
Fixscreen®

FIXSCREEN® 100 SOLAR

SUN PROTECTION WITHOUT BUILDING WORK

The Fixscreen 100 Solar is a windproof, **solar-powered**, surface-mounted screen. A solar cell mounted on the front of the head box powers the autonomous control of the screen, and therefore no separate electrical wiring is required. This windproof screen can therefore easily be mounted on your window without having to conduct building work to install electrical wiring. The Fixscreen 100 Solar is therefore the ideal solution for renovation projects, wherein it is possible to achieve a maximum surface area of up to 10.8 m².



The Fixscreen 100 Solar can also be ordered with a separate solar cell, incl. a battery for façade installation. This allows the solar cell to be installed in a different place on the façade where it can capture more sunlight.

Fixscreen® Mono AK^EVO
Fixvent® Mono AK^EVO

FIXSCREEN® MONO AK*EVO*

SUN PROTECTION AND ACOUSTICS

Thanks to the integrated acoustic foam, the Fixscreen Mono AK^{EVO} is perfect for façades subjected to excessive noise levels and the head box can be accessed from the inside. In terms of dimensions, it can be combined perfectly with the Fixvent Mono AK^{EVO}.

FIXVENT® MONO AK*EVO*

SUN PROTECTION, ACOUSTICS, AND VENTILATION

The Fixvent Mono AK^{EVO} not only provides sun protection but also ventilation with the windows closed and is draught-free thanks to a self-regulating valve that reacts to differences in pressure. Equipped with blackout fabric, this is also a perfect solution for bedrooms.

PANOVISTA® (MAX)

A RANGE OF SCREENS FOR GLASS-ON-GLASS CORNER WINDOWS

What could be worse than having to look at unsightly aluminium side guiding channels on your glass-on-glass corner or sliding windows that need sun protection screen? Or even the cable guiding system on the corners of the glass? Fortunately, you have the Panovista and Panovista Max, which also ensure you don't have to sacrifice your panoramic view either.

2 solutions:

Panovista® (open corner)

Panovista

The Panovista with a smaller head box size has detached corner screens.

Maximum width of 4000 mm on each side and maximum height of 2800 mm with a maximum total surface area of 22.4 m²

Panovista® Max
(with zip on the corner)

Panovista Max

With the Panovista Max, the 2 screens on the corner also zip into each other when lowering. This creates a fully secured corner and even greater wind resistance. It does require annual maintenance.

Maximum width of 6000 mm on each side and maximum height of 3400 mm with a maximum total surface area of 30 m²

Nightcooling
Slidefix®

SLIDEFIX®

THE FIRST SIDEWAYS SLIDING SUN PROTECTION

Wouldn't you like to use a large sliding window to access your patio? But what if you also need sun protection to prevent it from overheating in the summer?
In that case, the Slidefix goes into action – a screen that slides open sideways, so it follows the logical direction of the window. The result? Tailor-made sun protection, while still being able to go in and out easily. Here, too, fabric boxes and guiding channels can be optimally integrated into the façade, so that the sun protection is practically invisible.

You can use the Slidefix in various configurations:

- Single screen
- Double screen
- Double screen with inner or outer corners

RANGE

	Fixscreen® Minimal S	Fixscreen® Minimal M	Fixscreen® Minimal Large	Fixscreen® 100	Fixscreen® 100 Solar	Fixscreen® 100 Slim
(in mm)						
TYPE OF INSTALLATION (HEAD BOX DIMENSIONS HxD)						
Surface-mounted	100 x 90 (photo)	120 x 110	140 x 130	100 x 100	128 x 100 (incl. tube profile)	150 x 110
Recessed	140 x 90	160 x 110 (photo)	180 x 130		-	
Freestanding	Yes	Yes	Yes	No	No	Yes
DESIGN						
Screen surface area (W x H)	4000 x 2500 3200 x 3000 (10 m²)	5000 x 3500 4500 x 4000 (18 m²)	6000 x 3800 5600 x 4500 4800 x 5800 3600 x 6000 (27,8m²)	5000 x 2000 4000 x 4000 (16 m²)	4000 x 2700 3000 x 3500 (10.8 m²)	6000 x 2800 4000 x 4000 (16.8 m²)
Screen surface area (W x H) blackout fabric(1)	3200 x 2500 (8 m²)	4000 x 4000 (16 m²)	-	4000 x 2800 (11.2 m²)	2000 x 2700 (5.4 m²)	4000 x 2800 (11.2 m²)
Bottom bar	35 x 41 Hidden welded seam Fully retractable bottom bar in case of recessed installation	35 x 41 Hidden welded seam Fully retractable bottom bar in case of recessed installation	35 x 41 Hidden welded seam Fully retractable bottom bar in case of recessed installation	50 x 30 45 x 26	50 x 30	46 x 30 Fully retractable bottom bar
COMFORT						
User comfort	Motorised (Optional silent motor for indoor applications)	Motorised (Optional silent motor for indoor applications)	Motorised	Motorised	Motorised with solar cell	Motorised
Thermal comfort	Sun protection Reduction in energy rating	Sun protection Reduction in energy rating	Sun protection Reduction in energy rating	Sun protection Reduction in energy rating	Sun protection Reduction in energy rating	Sun protection Reduction in energy rating
Additional acoustic comfort	Light	Light	Light	Light	Light	Light
DURABILITY						
CE-certified	Yes					
Wind class EN13561:2004+A1:2008	WK3	WK3	WK3	WK3	WK3	WK3
Wind guarantee	Up to 130 km/h					
Smooth technology	Yes	Yes	Yes	Yes	Yes	Yes
MAINTENANCE-FRIENDLY						
Connect&Go®	Yes (3)	Yes (3)	Yes (3)	Yes	No	Yes
Click&Safe®	Yes	Yes	Yes	No	No	No

(1) Limitation of screen size combined with blackout fabric
(2) Bottom bar disappears into the head box up to a height of 2800 mm

	Fixscreen® 150	Fixscreen® Mono AK^{EVO}	Fixvent® Mono AK^{EVO}	Panovista®	Panovista® Max	Slidefix®
	150 x 155	N/A	N/A	150 x 110	N/A	N/A
		132 x (167-287)	132 x (167-287)		150 x 155	150 x 110
	Yes	No	No	No	No	No
	6000 x 3600 3200 x 6000 (22 m²)	4000 x 3500 (14 m²)	4000 x 3000 (12 m²)	4000 x 4000 x 2800 (22.4 m²)	6000 x 6000 x 3400 (30 m²)	4000 x 3000
	6000 x 4000 (16 m²)	2000 x 2700 (5.4 m²)	2000 x 2700 (5.4 m²)	N/A	N/A	3000 x 3000
	46 x 30 Fully retractable bottom bar(2)	30 x 57 Hidden welded seam	30 x 57 Hidden welded seam	46 x 30 Fully retractable	46 x 30 Partially retractable	48 x 32 Fully retractable
	Motorised	Motorised	Motorised	Motorised	Motorised	Motorised
	Sun protection Reduction in energy rating	Sun protection Reduction in energy rating	Sun protection + ventilation Reduction in energy rating	Sun protection Reduction in energy rating	Sun protection Reduction in energy rating	Sun protection Reduction in energy rating
	Light	Strong	Strong	Light	Light	Light
	WK3	WK3	WK3	N/A	N/A	WK3
	Up to 130 km/h			Up to 37 km/h	Up to 90 km/h	Up to 90 km/h
	Yes	Yes	Yes	Yes	Yes	Yes
	Yes	Yes	Yes	Yes	Yes	Yes
	No	Yes	Yes	No	No	No

HORIZONTAL SUN PROTECTION SCREENS

Horizontal window screens provide protection from bright sunlight on verandas, roof lights, and the patio.

Topfix®

TOPFIX®

Topfix is a sun protection screen with a revolutionary tensioning technique. This combination with the Fixscreen technology ensures unsurpassed screen tension at all times, even without supporting rollers. The compact head box makes the Topfix suitable for surface areas up to 12 m². Good to know: the fabric box can be installed on top, bottom or even on the side.

Head box at the top

Head box sideways , left or right

Head box at the bottom (for indoor applications)

TOPFIX® VMS

The Topfix VMS is the result of a collaboration between Renson® and Velux, and is a specific sun protection system for the Velux Modular Skylights roof lights. The Topfix VMS fits both
above the fixed and movable modules of the Velux Modular Skylights.

VELUX® Commercial

TOPFIX® MAX

With the Topfix Max, the fabric box may be fitted at the top or at the bottom, as per choice. Topfix Max can also be equipped with a blackout fabric, up to 5 m wide and up to 30 m^2 in total.

Head box at the top

Head box at the bottom

Topfix Max can also be used as freestanding sun protection on top of an existing veranda or patio cover.

Topfix®

RANGE HORIZONTAL SUN PROTECTION SCREENS

	Topfix®	Topfix® Max
		
(in mm)		
Type of installation (head box dimensions HxD)		
Surface-mounted	105 x 100	260 x 202
Recessed	N/A	N/A
Freestanding	N/A	Yes
Design		
Screen surface area (W x O)	4000 x 3000 (12 m²)	5000 x 6000 6000 x 5000 (30 m²)
Screen surface area (W x O) blackout fabric (1)		
Bottom bar	60 x 40 90 x 50	140 x 74
Comfort		
User comfort	Motorised	Motorised
Thermal comfort	Sun protection Reduction in energy rating	Sun protection Reduction in energy rating
Additional acoustic comfort	Light	Light
Durability		
CE-certified:	Yes	
Wind class EN13561:2004+A1:2008	WK3	WK3
Wind guarantee	Up to 120 km/h(2)	Up to 120 km/h
Smooth technology	Yes	Yes

(1) Limitation of screen size combined with blackout fabric (outdoor use)
(2) Wind resistance depends on W x H combination and the height of the mounting bases (see our guarantee certificate)

Loggia®

STRUCTURAL SUN PROTECTION

Would you rather have an eye-catcher instead of invisibly integrated screens for optimal sun protection? This can be achieved with **horizontal structural sun protection** above the window. These will provide the necessary shade from the intense sunlight during the summers, whilst in the winter you can continue to enjoy the warmth in low sun conditions. This can all be granted without ever losing your view of the outside. Are you looking for even greater flexibility? Then there are the different types of Renson® **sliding panels**. You can slide them in front of or away from the windows as you wish, in order to allow in or block as much sun as you wish.

Sunclips®

THE EYE-CATCHER OF YOUR HOME

Give your home added architectural cachet with structural sun protection.

Sunclips®

PERFECT VISIBILITY TO THE OUTSIDE

A canopy above the window provides exactly the necessary shade. This will restrict the high summer sun and you can prevent the house from overheating. Plus, you retain a perfect view to the outside.

Loggia®

CONTROL THE DESIRED AMOUNT OF DAYLIGHT IN YOUR HOME

Do you want to be able to decide for yourself how much light should come in? Then opt for our Loggia sliding panels.

Winter

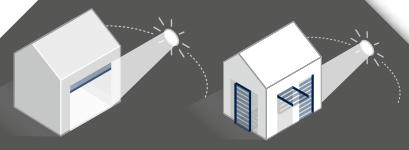

When the sun is low in the sky, it is important to maximise solar gains (heat & light) in order to increase the comfort and reduce energy consumption.

Summer

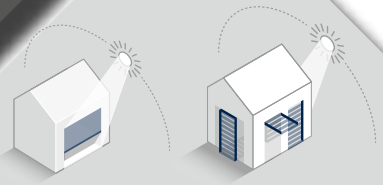

When the sun is high, it is important to limit the solar gains by using efficient external sun protection.

ENJOY THE WINTER SUN TO THE FULLEST

Nothing is more delightful than the low winter sun that provides a wonderful warmth in the house within your glass windows.

ABUNDANT RANGE OF CHOICES

No matter what look and feel your home has, there is always a suitable type of sliding panel available in the extensive Renson® range of sliding panels. Or... a suitable version for an eye-catching accent.

ENDLESS COMBINATIONS

An efficient sun protection screen, sun protection blades for the window, canopies above the window, or sliding panels – allow residents to control the sun at any time of day.

These systems block the sun's rays to keep the indoor temperature comfortable without losing the view of the garden.

Panovista® Max
Sunclips®
Loggia®

Loggiawood®

THE BALCONY, AS AN EXTRA OUTDOOR SPACE

Sliding panels for your balcony? A guarantee that you will be able to enjoy even more of that extra outdoor space, sheltered from bright sunshine and in complete privacy.

Loggiawood®

PRODUCT STRUCTURAL SUN PROTECTION

Sunclips®

SUNCLIPS®

STRUCTURAL SUN PROTECTION ABOVE THE WINDOWS

The ideal protection against intense summer sunshine – without restricting your view outside. During the winter, you will continue to enjoy the warmth of the low sun – free of cost, of course.

RECOMMENDED OVERHANG

For optimum results, it is important that the overhang is correctly adjusted according to the orientation of the façade and the height of the window.

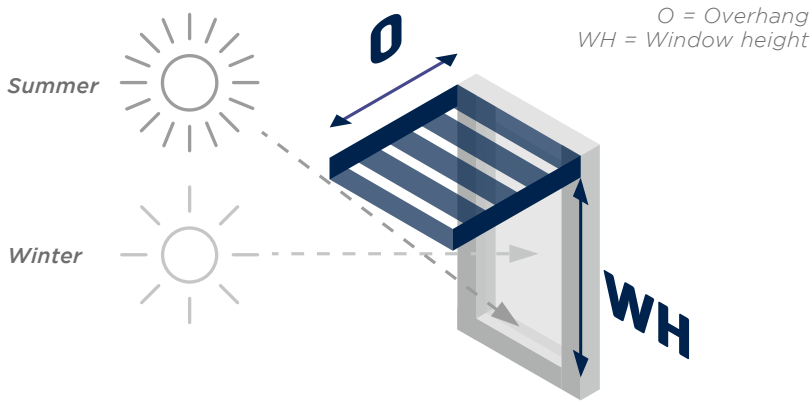

Orientation of the façade	E	SE	S	SW	W
Recommended overhang O	1.2 x WH	0.8 x WH	0.5 x WH	0.8 x WH	1.2 x WH

Loggia®

LOGGIA®

DECIDE HOW MUCH LIGHT AND SUN YOU WANT IN YOUR HOME

Loggia panels are made of aluminium frames, supplemented with (optional) screens, and aluminium or wood blades. The aluminium or wood blades are also available in a tiltable version (Privacy). You can open or close it depending on how much light, sunshine, or privacy you want.

PRIVACY

Inserts with rotating wooden or aluminium blades



Loggialu | *Loggialu Plano* | *Loggiawood* | *Loggialu Privacy (rotating blades)* | *Loggiawood Privacy (rotating blades)* | *Loggiascreen Canvas* | *Loggialu Wooddesign*

GENERAL

Fixscreen®

SUN PROTECTION SCREENS HOW TO OPERATE

Sun protection screens can be operated in various ways.

Where to operate?	Switch	Remote control	Smartphone or tablet
Locally, near the sun protection screen	✔	✔	✔
Indoors	✔	✔	✔
Anywhere, including at work or on holiday			✔
Your comfort	✔	✔ ✔	✔ ✔ ✔

Wired wall switch

Wireless wall switch

Wireless remote control

Nina design remote control

Somfy TaHoma Switch for operation with Renson Connect

TIP

Would you like to use a HOME AUTOMATION SYSTEM to operate your screens?
No problem! Ask your Renson® Ambassador to fit your screens with a Detecto Rensonmotor Safety First (motor with obstacle controls) or another mechanical Somfy motor to make perfect integration with your home automation system possible.

MacBook Air

RENSON CONNECT

GET MORE OUT OF YOUR SUN PROTECTION FABRIC

Make the most of your sun protection fabric with the Renson® Connect app: following a quick configuration process, you can group and control your screens intelligently at any time, wherever you are.

SMART SPEECH CONTROLS

Adjust your screens remotely? No problem. Check the current position of your sun protection fabric? Instantly possible. Create smart groups to control certain screens together? Takes no time at all. Thanks to the Renson Connect app, a personalised screen experience is now a reality. Integrating Renson Connect with Somfy TaHoma even makes it possible to operate your sun protection by voice. This applies to Google, Apple, and Amazon.

EXTRA TIPS & TRICKS

How can I maintain my sun protection fabric after a heavy rain shower? What is the best way to control my screens? In addition to providing a healthy indoor climate, Renson also seeks to guarantee the optimal lifespan and operation of its products. As a result, useful tips will also be shown in the app.

PRODUCT DETAILS INSTANTLY AVAILABLE

Various relevant sun protection fabric details are included in the Renson Connect app. That way, you've always got all the product information close at hand.

RENSON®

GET IT ON Google Play

Download on the App Store

TIP

GETTING STARTED WITH RENSON CONNECT?

The Renson Connect is all about quick installation and ease of use.
Somfy TaHoma combined with Somfy radio-controlled Renson screens is all you need
as a basic setup to use the Renson Connect app.
Ask your ambassador for more information.

Fixscreen® Minimal
100 INTERIORS AROUND THE WORLD
VOOR GOD

SUN PROTECTION FABRICS

First and foremost, sun protection screens must efficiently provide protection from the sun. It should also be aesthetically appealing. Plus, the colour of the fabric is imperative for the heat transmission, the light filtering, the UV radiation protection, and the colour of the incoming light.

Sergé confection 1



Sergé confection 2

FIBREGLASS FABRIC

These are the most suitable fabrics to block solar radiation, while allowing the light to pass through at the same time. This screen fabric is made of PVC coated fibreglass threads and is dimensionally stable, insensitive to moisture and heat, rot-free, and colourfast. The fibreglass fabric has two sides: 'confection 1' and 'confection 2'. Both can be used as the visible, outer part of the screen fabric. There are various types of fibreglass fabrics, including the Privacy Screen.

Soltis



POLYESTER FABRIC

This type of fabric consists of a fine mesh fabric with a fire-resistant PVC coating (fire classification M1). This results in an extremely stable fabric that will deform very little under stress. It is therefore ideal for sun protection systems with tensioned fabric such as the Topfix and Slidefix.

Satin 21154



Soltis B92

BLACKOUT FABRICS

Ideal for bedrooms. The blackout fibreglass and polyester fabrics look like a standard fibreglass (satin) or polyester (Soltis) fabric on the front. These fabrics have a blackout PVC coating on the back surface, that completely excludes light.

Tuffscreen
Polyester fabric Soltis Perform 92
Sergé fibreglass fabric
Privacy fibreglass fabric
Natté fibreglass fabric

A SCREEN FOR EVERYONE

You can choose between different types of fabric for sun protection screens: from **translucent** to **blackout**, **fibreglass**, or **polyester**. Each has its own specific characteristics, colour options, and applications.

PERSONALISE YOUR SUN PROTECTION SCREEN

Are you now convinced of the usefulness of external sun protection? Then you'd be right. But it would be a shame not to search for the most appropriate fabric type with the right screen. Which window is this suitable for, and in what direction should it be possible to open it? And also important, of course: what other criteria must your sun protection screen fulfil? Do you like your privacy? Would you still like a view of the garden even when the screens are down or would you like it completely dark? Are aesthetics important to you? These are all part of the selection criteria that the Ambassador will guide you through perfectly.

TIPS FOR CHOOSING YOUR SUN PROTECTION SCREEN

Tip 1: A dark fabric provides the best possible through-view to the outside.

Tip 2: A lighter fabric allows more daylight to penetrate, thereby reducing the need for artificial lighting.

Tip 3: A blackout fabric that completely darkens the room is the best choice for bedrooms.

COLOUR SELECTION ALUMINIUM

A wide choice of RAL colours for aluminium is available. This ensures that aluminium components always integrate seamlessly with the style of the building. The choice is yours: a glossy or matte version, or rather a trendy textured coating that is not only wear and scratch-resistant, but also easy to maintain.



MAINTENANCE

Sun protection screens require little maintenance. If used carefully, your sun protection's lifespan can be extended by many years.

Easy maintenance using the Renson Maintenance Set

Annual cleaning with the Renson® Maintenance Set will ensure that its colour intensity will remain for many years, and will also protect it against acid rain, sea air, and UV radiation. For coastal or wooded areas, we recommend maintenance of your installations at least twice a year.

This Set contains 2 products:

- **Renson 'Clean'** to clean the aluminium profiles and screen fabrics.
- **Renson 'Protect'** to protect the aluminium profiles after cleaning with Renson 'Clean'. This product applies a protective film that greatly facilitates later cleaning of the surface. It also protects the aluminium against acid rain, sea air and UV radiation.

GUARANTEE

At Renson®, we exclusively use high-quality materials. So you can enjoy a long warranty on all parts and rest assured about the durability of the sun protection screen.

	General product guarantee	Colour (gloss) of the coating	Fixscreen technology*	Fabrics	Motorisation & automation from Somfy	Renson Detecto Safety First motor
Sun protection screens						
Fixscreen Minimal	5 years	10 (5) years	7 years	5 years	5 years	7 years
Fixscreen Minimal Freestanding	5 years	10 (5) years	5 years	5 years	5 years	7 years
Fixscreen	5 years	10 (5) years	7 years	5 years	5 years	7 years
Fixscreen 100 Solar	5 years	10 (5) years	7 years	5 years	7 years***	-
Fixscreen Freestanding	5 years	10 (5) years	5 years	5 years & 2 years Crystal Window in the full width	5 years	7 years
Panovista Max**	5 years*	10 (5) years	7 years on Panovista Max technology*	5 years	5 years	-
Panovista	5 years	10 (5) years	7 years	5 years	5 years	7 years
Slidefix	5 years	10 (5) years	5 years	5 years	5 years	-
Topfix (VMS)	5 years	10 (5) years	7 years	5 years	5 years	-
Topfix Max	5 years	10 (5) years	7 years	5 years	5 years	-
Topfix Max Freestanding	5 years	10 (5) years	7 years	5 years	5 years	-
Structural sun protection						
Sunclips	5 years	10 (5) years	-		-	
Loggia	5 years	10 (5) years	-	5 years	-	

** zip stays in the side guiding channel & perfect adhesion of zip on the fabric*
*** subject to annual maintenance*
**** applies to the motor, battery, and solar cell*

THE MOST FREQUENTLY ASKED QUESTIONS

Why should I choose sun protection screens over roller shutters?
Vertical sun protection screens can be used on very large windows, even up to 27,8 m^2, or for sliding windows, corner windows, or curtain walls. Roller shutters can only be used for surfaces with smaller dimensions; they can only fit on standard windows and the head boxes are much larger in terms of dimensions.
Sun protection screens prevents your home from overheating, without you having to sit in the dark. You will also retain a view of the outside!
The look and feel of sun protection screens can be perfectly adapted to your home. An extensive range of fabrics and colours is available.

What are the best available options for outdoor or indoor sun protection?
As soon as the sun's rays reach the window glass, they will heat up the glass – and the house as well. It is therefore important to prevent the sun's rays from reaching the window and this can best be done with external sun protection. Although it is more expensive in comparison to internal sun protection, it is much more efficient and reduces your energy bill. By the way: once the heat penetrates your home, it cannot exit a well-insulated and airtight house, therefore making the interior of the house unbearably hot.

Can I save on my energy bill with sun protection?
You can definitely maximise your savings by automating your sun protection. Automated – dynamic – sun protection will automatically bring down the sun protection in the presence of bright sunlight. This prevents the interior of the home from overheating, and therefore eliminating the need for extra cooling.
Simultaneously, you can also continue to enjoy the sun's warmth in the winter, so that your home heats up free of cost, which lowers your energy bill.

I am hesitating between using air conditioning and external sun protection – which of these is the better choice?
Increasingly, the challenge of the future is no longer heating, but cooling, and particularly, preventing your home from overheating. This is best achieved by preventing heat from entering your home. The combination of external sun protection with intensive night cooling is therefore an environmentally and energy-conscious choise.

Can sun protection also prevent annoying reflections on my television and computer screen?
Certainly, the choice of fabric is very important in responding to your wishes and needs. It is important that you think about whether you want to prevent overheating, avoid annoying reflections on reflective surfaces, or to maintain a good view of the garden, or whether you just want to maintain your privacy. Depending on your needs, both indoor and outdoor applications of Renson sun protection can offer solace with the right fabric.

Can I use my sun protection screen when it rains?
If the screen gets wet during an unexpected shower, you can roll it up and then, in better weather, roll it down again to let it dry. However, to prevent the formation of mould and stains, make sure you never keep the screen rolled up for more than 3 days. For screens with Crystal Windows in the full width, it is recommended to only roll them up fully dry.

Can I use my sun protection screen when it is freezing or snowing or when there is a strong wind?
In strong winds, your screen can be operated perfectly. Renson® offers high wind guarantee up to 130 km/h. However, it is difficult to estimate exactly how hard the wind is blowing. You can also consider automating your sun protection screen with a wind sensor. In freezing weather, it's best not to operate your sun protection screen. Leave them in place and do not roll them up or down – until temperatures rise above freezing.

Can I also use sun protection screens to darken a room, e.g. for a sleeping area?
Equipped with a blackout fabric, sun protection screens are perfect for bedrooms. This is also possible afterwards, because with our Connect&Go technology, fabrics can be easily replaced. What's more, the Fixscreen Minimal also offers the option of a silent indoor motor on top of its minimalist design, making it extremely suitable for blocking light out of bedrooms as an indoor application.

Will the sun change the colour of my screen?
We use only best quality fabrics. They have a very long lifespan, as evidenced by the 5-year guarantee you get for them. If your screens get discoloured after a long period of time, you can simply call your Renson® Ambassador to replace them.

How do I make sure my sun protection screen lasts for a long time?
Thanks to our many years of experience, we can guarantee sustainable products that you can enjoy for a long time. Nevertheless, regular maintenance is crucially important in order to extend the lifespan of the product. And that is limited to cleaning the screen and the profiles – read about the maintenance products that Renson® recommends for this on page 118.

Can my sun protection screen be customised?
Yes, your Ambassador will help you in your search for the perfect product for your project. He will conduct measurements and will order all the sun protection screens according to your specific requirements.

Are your products CE-certified?
Yes, our products are tested and approved according to the standards that are common in the industry. Renson® goes much further and also carries out additional tests in order to offer the best guarantees.

BUILDING OR RENOVATIONS PLANS? VISIT OUR SHOWROOM IN BELGIUM

EXIT 5 is open
Monday to Friday: Monday to Friday: 8.30 a.m. – 12 p.m and 1.30 p.m – 6 p.m.
Saturday: 9 a.m. – 12 p.m.

Make an appointment by phone on 056 62 96 87 or online via www.exit5.be

Maalbeekstraat 10 - 8790 Waregem - Belgium
www.exit5.be

NEW YORK SHOWROOM - USA

Ernest NY • 255 5th Avenue • 6th Floor • NY 10016
+1 310 658 4878 • www.ernestny.com

ERNEST

SHANGAI SHOWROOM - CHINA

No 33, Lane 672, Changle Rd
Jingan District
Shanghai, China
Tel: +86 21 6418 2566

WHO DO I CONTACT FOR RENSON® PRODUCTS?

In order to guarantee that our high-quality and durable screens are also installed professionally, we have built up a network of well-trained Ambassadors and Installers.

RENSON® PREMIUM AMBASSADORS
These are ambassadors with years of experience selling and installing Renson® products. They stay updated on the whole range and guarantee the utmost professional assistance.

RENSON® AMBASSADORS demonstrate our products in their showrooms and ensure that everything is placed in a professional and sound manner. They also guarantee a professional after-sales service.

Also see www.renson.eu

RENSON® PREMIUM AMBASSADOR

RENSON® AMBASSADOR

ALSO DOWNLOAD OUR OTHER INSPIRATION BROCHURES FROM WWW.RENSON.EU

VENTILATION OUTDOOR FAÇADE CLADDING

All photos shown are solely for illustration purposes and are a snapshot of the usage situation. The actual product may vary due to adjustments to the product. Renson® reserves the right to make technical changes to the products shown.
The most recent brochures are available for download at **www.renson.eu**

DISCOVER ALL OUR SOLUTIONS ON WWW.RENSON.EU FOR:

SCHOOLS OFFICE BUILDINGS APARTMENTS CARE SECTOR

RENSON®
Creating healthy spaces

RENSON® Headquarters
Maalbeekstraat 10, IZ 2 Vijverdam B-8790 Waregem
Tel. +32 (0)56 30 30 00
info@renson.eu
www.renson-outdoor.com

FSC www.fsc.org MIX Papier van verantwoorde herkomst FSC® C008551

L0000348

RENSON 113 YEARS OF LEADERSHIP IN INNOVATION 1909 - 2022

L0000348 02/22 English