

# S09 Alumax

Our company is proud to introduce a new aluminium security trellis door designed to cater for the discerning homeowner and business owner.

The S09 combines strength, style and world class corrosion resistance, all delivered by a new age material, anodised aluminium.

This product is one of the world's finest security barrier systems ever launched on the market, a result of three years of research and development.



## Why should I choose the S09 for my home or business?

This aesthetically pleasing trellis door combines strength, beauty and anti-corrosive properties to suit any design interior.

- **Strength**

The S09 is heavy duty and fully-framed for extra security. It is manufactured from hardened aircraft-grade aluminium & stainless steel. This trellis uses stainless steel fixings and solid stainless concealed rivets.

- **Custom Made**

Measurement and fitting is carried out by our design team.

- **Unobtrusive**

The S09 will fold away to one-fifth of its size.

- **Locking**

The S09 has a three point locking system

- **Finish**

The S09 is available in an anodised or powdercoated finish.



# SO9 Alumax Expanding Security System

## Technical Specifications

### General Specifications

The expanding security system comprises an expanding trellis framed pattern with rigid top suspension track and bottom guide rail.

The door is constructed from heavy duty 20mm x 12.8mm profile hardened aluminium verticals and 15mm x 8mm solid aluminium hardened cross links.

The bottom guide rail is a low profile self cleaning T shaped hardened aluminium section.

The lock jamb consists of a heavy-duty aluminium box section and the lock style is so formed as to partially enclose the lock keep when the door is locked.

The trellis linkages maintain proportional spacing between the vertical channels.

### Rivets

The rivets are 6mm solid stainless steel, and rust proof ensuring there is no weakness unlike other expanding door systems.

The rivets are used in a non-pivoting function to maximize strength and life.

### Locks

The locks are a special high security grade 3 way lock in one lock, a single hook for strength locking side on and a bolt shooting both up into a top metal plate and down into a bottom metal plate, all at the turn of a key.

### Colour Range

The doors are available in either standard exterior high gloss resistant baked quality epoxy powder coatings (individual colour schemes can be matched to suit almost any environment) or clear anodised.

### Guarantee

Every door carries a 12-month guarantee against defective materials and workmanship.

### Fitting

The doors are custom made to exact measurements and they can be fitted in the reveal, the face on or freestanding position.

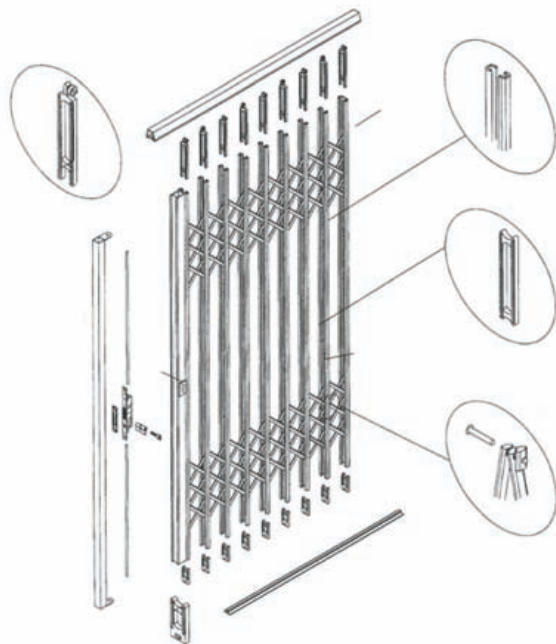
Any height up to 4500mm and any width can be manufactured.

The door is securely fastened on four sides for extra security

All fixing bolts are either placed in a position inaccessible to intruders or are special snap-off security bolts.

### Stacking Into Cupboard

Minimum internal width clearance is 100mm.



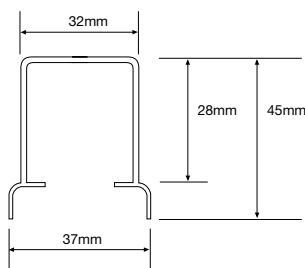
#### MATERIALS (ALUMINIUM 6061)

- A – ALUM TOP TRACK
- B – GLASS FILLED NYLON HANGERS WITH BRASS ROLLERS
- C – 65 X 40 ALUM LOCK STYLE
- D – 38 SQ X 2mm THICK ALUM LOCK KEEP
- E – 38 X 70 X 5 ESCUTCHEON PLATE
- F – 3 POINT LOCK (CISA)
- G – GLASS FILLED NYLON BOTTOM GUIDES
- H – S17 ALUM BOTTOM TRACK
- I – 6mm STAINLESS STEEL SOLID RIVET
- J – 15 X 8 ALUM FLIGHTS
- K – GLASS FILLED NYLON SUPPORT SPACER
- L – 52 X 22 ALUM PROFILE POST
- M – 20 X 15 ALUM VERTICAL PROFILES

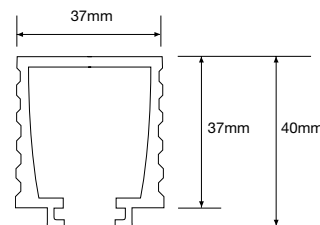
### STACK SIZES

SINGLE SASH		DOUBLE SASH	
DOOR WIDTH (incl. Stack)	STACK WIDTH	DOOR WIDTH (incl. Stack)	STACK WIDTH
1235	225	1275	142.5 + 142.5
1380	245	1440	152.5 + 152.5
1545	265	1585	162.5 + 162.5
1710	285	1730	172.5 + 172.5
1855	305	1875	182.5 + 182.5
2000	325	1970	192.5 + 192.5
2145	345	2165	202.5 + 202.5
2290	365	2330	212.5 + 212.5
2435	385	2475	222.5 + 222.5
2600	405	2620	232.5 + 232.5
2745	425	2765	242.5 + 242.5
2890	445	2970	252.5 + 252.5
3035	465	3055	262.5 + 262.5
3180	485	3220	272.5 + 272.5
3325	505	3365	282.5 + 282.5
3490	525	3510	292.5 + 292.5
3625	545	3655	302.5 + 302.5
3780	565	3800	312.5 + 312.5
3925	585	3945	322.5 + 322.5
4070	605	4110	332.5 + 332.5
4215	625	4255	342.5 + 342.5
4380	645	4400	352.5 + 352.5
4525	665	4545	362.5 + 362.5
4670	685	4690	372.5 + 372.5
4815	705	4835	382.5 + 382.5
4460	725	5000	392.5 + 392.5
5105	745	5145	402.5 + 402.5
5270	765	5290	412.5 + 412.5
5415	785	5435	422.5 + 422.5
5560	805	5580	432.5 + 432.5
5705	825	5725	442.5 + 442.5
5850	845	5890	452.5 + 452.5
5995	865	6035	462.5 + 462.5

### Top Track Profile

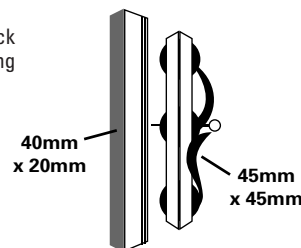


### Heavy Duty Top Track Profile



### Lock Keep Profile

Slamlock instant deadlock  
3 point locking



Ph: (02) 9519 0844