

ASKIN[™] | Doors



ASKIN'S world class door manufacturing facilities supply a great range of insulated doors. Through continual innovation, our doors utilize energy-saving building techniques to maximize efficiency within your built environment.

For 50 Years ASKIN has continually developed its range of hinged, horizontal and vertical sliding doors to suit a wide variety of application and building projects.

CONTENTS

FLUSH SWING INSULATED PANEL DOORS -	SINGLE LEAF DOUBLE LEAF DOUBLE ACTION	3
FACE SWING INSULATED PANEL DOORS -	COOLROOM FREEZER	4
SLIDING INSULATED PANEL DOORS -	HORIZONTAL BI-PART MULTI-PART VERTICAL	5 6
BI-PART INSULATED FLEXIBLE DOORS -	JAMISON VERSAFLEX	7
PVC STRIP DOORS -	MEDIUM TEMPERATURE LOW TEMPERATURE	8
DISPLAY DOORS -	INSERT HINGE SLIDING	9 10
SECTIONAL DOORS -	INSULATED SECTIONAL DOORS THERMICROLL CLASSIC SPIRAL ISO80	11 12 13
ROLLER SHUTTER DOORS-	TAUREAN ROLLER SHUTTER	14
RAPID ROLLER DOORS -	DYNAMICROLL DYNAMICROLL FOOD DYNAMICROLL CLEAN DYNAMICROLL PE DYNAMICROLL FRIGO I DYNAMICROLL FRIGO II	15 16 17 18 19 20
COMBINATION DOORS -	KOMBY	21






SINGLE FLUSH SWING



DOUBLE FLUSH SWING



DOUBLE ACTION



FACE SWING



HORIZONTAL SLIDING



BI-PART HORIZONTAL SLIDING



VERTICAL SLIDING



SECTIONAL



PVC STRIP



BOTTLE FRONT



RAPID



STAINLESS STEEL



FLUSH SWING INSULATED DOORS



SINGLE, DOUBLE & DOUBLE ACTION DOORS

The new designed ASKIN Insulated flush swing doors are superior to any other on the market... these doors offer the highest quality components specifically for clean room and food manufacturing environments.

Flush swing doors are composed of ASKIN slim line panel with colorbond antibacterial steel skins and trimmed with a concealed fix, rounded edge style, 2.5mm thickness, powder coated aluminium channel. Channels are secured with internal corner stakes and ASKIN 'Ultimate' fast cure polyurethane adhesive. ASKIN slim line flush swing doors embrace a 38mm or 50mm thickness panel with a fire resistant insulating core material of XFLAM.

For higher specification clean rooms, ASKIN also produce a new range of 35mm solid core doors with a choice of colorbond or stainless steel finishes.

Optional components to consider: hardware options of push/pull, lock set, escape set, passage set and emergency push bar, kick plates, door closer, viewing panels, stainless steel or colour skins, drip moulds, magnetic locks, etc.

FACE SWING INSULATED DOORS

COOLROOM & FREEZER

ASKIN's Insulated face swing doors are world leading coldstorage hinge doors for heavy industrial and commercial use.

Face swing doors are ASKIN wedge style panel with superior colorbond antibacterial steel skins and trimmed with a fully integrated thermally broken aluminium frame. Standard hardware components include Fermod 431 key lockable latch with matching Fermod 473 fully adjustable camrise hinges. The latch is complete with a push safety release from the internal side of the room.

All door frames are to be fabricated from ASKIN split frame which incorporates an 80mm x 20mm powder coated aluminium architrave and 6mm thick PVC threshold.

Door heater cables can be easily fitted through removable aluminium cover when required to suit freezer application.

Optional components to consider: kick plates, hydraulic closers, viewing panels, stainless steel skins, alternate colorbond colours, 240 volt or low voltage heating, etc.



SLIDING INSULATED PANEL DOORS



HORIZONTAL BI-PART & MULTI-PART

ASKIN manufacture a huge range of Sliding Doors, dependant on the application, from standard single horizontal slide right through to multi slide offering a full height and with a +90% clear opening to your cool store.

All doors are heavy duty type with rounded edge style, powder coated aluminium channels, inclusive of thermal breaks to ensure industry best performance. Door frames are the ASKIN split frame type which incorporates an 80mm x 20mm p/c aluminium frame and 6mm PVC threshold. Door heater cables can be easily fitted through a removable aluminium cover as required to suit sub-zero applications.

Door hardware consists of aluminium G-track with 75mm OD nylon wheels, stainless steel floor guides and floor mounted stops with solid rubber track mounted stops. All gaskets are created out of a material that is resistant to the effects of food acids, fats and oils, easily removable and fitted in place with sealant and stainless steel screws.

Optional components to consider: Kick plates, automation, pelmets, viewing panels, 240 volt or low voltage heating, alternate flush fitted handles, etc...

SLIDING INSULATED PANEL DOORS

VERTICAL LIFT DOORS

The ASKIN vertical lift doors are available with both manual and motor drive operation and are ideal in applications where little side room is available or when several door openings are close together, such as warehouse loading docks. ASKIN Vertical Lift doors incorporate either a counterweight operation or heavy-duty torsion spring counterbalance lifting system and are designed and built specifically to suit each application, from loading dock doors, to automated ceiling hatches or ventilation doors for refrigeration systems.

All doors are heavy duty type with rounded edge style, powder coated aluminium channels, inclusive of thermal breaks to ensure industry best performance. Door frames are the ASKIN split frame type which incorporates an 80mm x 20mm p/c aluminium frame and 6mm PVC threshold. All exposed lifting cables and counter balance systems are hidden behind folded steel top hats for safety assurance. Door heater cables can be easily fitted through a removable aluminium cover as required to suit sub zero applications. Door hardware consists of 2 x aluminium G-Slide tracks with 75mm OD nylon wheels, with solid rubber track mounted stops.

Optional components to consider: Kick plates, heated threshold, colour or stainless steel cladding, automation with motor drive and controllers, pelmets, viewing panels, 240 volt or low voltage heating, etc...



BI-PART INSULATED FLEXIBLE DOORS



JAMISON VERSAFLEX

The VersaFlex® door was specially-designed with every component being a part of the hittable process. Using Jamison's patent-pending Shearflow™ technology, panels are constructed with internal layers that move independently when struck. The shearflow design reduces its normal rigidity by 75%, yielding to the impact, without damaging the panel or door components.

VersaFlex® comes in two models of R-Value, a standard core of R10, and an Ultra High R Core that provides up to R32. Ultra High R-Value cores are perfect for freezer applications where ice can be a challenge.

FEATURES & BENEFITS

- Unique panel design
- Superior trailing edge assembly for excellent door seal
- The living hinge - Panels are independent carriers
- The highest r-value for a hittable door - Select from R10 to R32
- The industry's best operator - Select between the dual speed Powertron® or the Powertron Digital Controller
- The Jamison Powertron® has been tested in over 2 million continuous open and close cycles

PVC STRIP DOORS

HYGIENE, MEDIUM & LOW TEMP DOORS

To compliment the suite of ASKIN Doors and ensure a best in market completed projects, from a kit coolroom to the fit out of supermarkets, clean rooms and commercial cold storage facilities, ASKIN have a solution to suit your every requirement. When it comes to saving energy, reducing condensation, maintaining temperatures, enhancing hygiene, or ensuring a longer shelf life for your products, ensure you ask for the best advice.

The range is limitless, from stainless steel and aluminium, both fixed bolted or easy lift off hook on head rails, to a sliding track system, our strip doors are low maintenance, reliable and cost effective.

Options to consider for your strips: standard widths from 100mm up to 400mm , thickness's from 1.5mm up to 4mm, ribbed or flat profiles, to suit specific medium and low temperature applications, roof or wall mounting, tinted colours, etc...



DISPLAY DOORS



INSERTS

Glass display doors are an all in one door and frame system with the latest development and innovation to ensure best energy efficiency for each project. All doors come with heated or non-heated glass infill with either natural or black anodised aluminium frame finish as standard. Our doors offer modern profile with integrated full length handles and thermally broken insert frames. Complete with magnetic seals, fluorescent lighting with diffusers to maximise lighting, self-closing hinges, optimum performance and corrosion resistance.

Shelving system will handle the heaviest of loads and are suited to the standard shelf management systems to deliver your product. Each shelf can be individually tilted or gravity fed shelving with the optional shelf management. All shelves are manufactured from heavy duty re-enforced zinc plated steel with a black powder coat finish and are considered the strongest in the market. All shelves have front and rear product stops. The easiest shelving to assemble

Optional components to consider: infill kick panels to base of doors, heated glass with double or triple glazing, LED lighting upgrades, Low-E glass to further reduce running cost, etc...

DISPLAY DOORS

HINGE - SINGLE ACTION & DOUBLE ACTION PERSONAL DOORS

Single action doors open outwards to 90° and double action doors will open outwards and inwards complete 180°.

All doors come with standard heated or non-heated glass infill with either natural or black anodised aluminium frame finish.

Our doors offer a modern profile with integrated full length handles and thermally broken insert frames. Complete with magnetic seals, fluorescent lighting with diffusers to maximise lighting, self-closing hinges and optimum performance and corrosion resistance.

SLIDING

The answer to your confined spaces, go with the full sliding door series. Customised to suit every application, and part of the Coles supermarket standard brief, the display doors incorporates extra large doors with huge viewing areas which give the ultimate visual appearance.

Optional components to consider: infill kick panels to base of doors, heated glass with double or triple glazing, LED lighting upgrades, Low E glass to further reduce running cost, shelving units of up to 6 tier colour coded to match doors, etc...





INSULATED SECTIONAL DOORS

The Insulated Sectional Doors are designed to be installed in industrial facilities including production, warehouse, commercial, office and other premises with heavy traffic intensity. The door curtain is made from sandwich panels with 0.5 mm steel treated for anti-corrosion, with the inner space filled with PU foam with approximate width of 40 mm, giving the door a thermal coefficient of 0.54 W/m²grdC.

The doors are designed for increased wear resistance and endure heavy loads, as they are meant for high operation intensity and long failure-free performance (up to 100 thousand opening/closing cycles).

The doors comply with following EU directives:

- DIN EN 13241 - 1: 2004
- DIN EN 12604: 2000
- DIN EN12605: 2000
- DIN EN 12453: 2000 - 11
- DIN EN 60204: 1998 - 11
- 98/37/EEC
- 73/23/EEC (completed by 92/31 and 93/68)
- 89/36/EEC (completed by 93/31 and 93/68)

FEATURES & BENEFITS

- The weight of door is being assisted by torsion springs
- Designed to last for at least 25.000 cycles
- Motor - GFA Elektromaten, Germany, 400V
- Industrial grade hinges

SECTIONAL DOORS

THERMICROLL CLASSIC


Thermicroll® Classic, a safe, simple, durable, and resistant industrial door, is the basic model and can be used in all industries. A robust tube with direct transmission wraps the insulated mantle. The tube requires no balance spring system, thus decreasing the door's routine maintenance and related costs.

The section of the curved profile allows an upper winding with reduced size and a silent movement of the mantle.

The Classic industrial door can be customized including with options to insert windows in transparent polycarbonate.

FEATURES & BENEFITS

- Up to 0.2 m/s opening and closing (dependent on size)
- Door panel is made of 20mm polystyrene (EPS)
- Door is pre painted steel in standard colours, with options for various colours



SECTIONAL DOORS



SPIRAL ISO80

Designed for large energy consuming environments, the Spiral ISO80 allows control over excessive energy wastage at the entry and exit points and improving building efficiency and overall performance. The uniquely designed 80mm thick insulated door panels keep indoor conditions stable isolating the outdoor conditions. A feature of the Spiral ISO80 is the thermal break within each door slat, this design guarantees optimal thermal performance, with minimal heat loss and no condensation.

The use of nylon to replace the conventional rubber seals ensures the reduction of air leakage around the perimeter of the door over time. The characteristics of the nylon do not allow the seals to become brittle and brake in the sub-thermal conditions, this features aids in an increased U-Value.

FEATURES & BENEFITS

- 80mm Thick panels provide outstanding U-Value of 0.5W/m²k. Eliminating condensation and heat loss
- High performance drive aiding in maintaining thermal performance while improving traffic flow
- Aluminium curtain guide rods, run effortlessly and quietly through the patented HD
- An almost air-tight bond is created by the curtain being constantly pushed against nylon seals.

ROLLER SHUTTER DOORS

TAUREAN ROLLER SHUTTER

The TAUREAN® range of roller shutters are a traditional design, proven to withstand many years of operation in even the harshest of situations. They are custom built to provide unbeatable balance and smooth motion which provides the best industrial doors available. Each shutter is constructed using interlocking slats which provide strength and security while retaining the flexibility required to operate smoothly.

The doors have a stylish curtain made from the highest quality steel and are available in a wide range of popular colours and in a full range of opening sizes up to 12 000mm high and up to 12,000mm wide to suit large and small for industrial facilities like car parks, factories, loading docks, sheds, etc.

FEATURES & BENEFITS

- A range of slat sizes fitted with nylon clips at every alternate slat
- Helical springs to counterbalance the weight of the door
- Galvanised for long corrosion protection
- Engineered and manufactured with wind lock features to improve operation under extreme wind pressures



RAPID ROLLER DOORS



DYNAMICROLL

Dynamicroll high-speed doors are self-repairing, meaning that if the door curtain comes out of their guides in the event of impact, for instance with a forklift, the system will automatically reset the curtain back into the guide on the next close cycle. Dynamicroll columns are made from galvanized steel, or can be custom-ordered in stainless steel and painted in various RAL colours. Modular construction allows easy interchange of door parts.

At the heart of the Dynamicroll door design is our innovative curtain edge that firmly holds the curtain into the side guides. If impacted, the curtain will release from the side guide and automatically reset on the next door cycle.

Because there are no metal parts within the curtain design, damage is kept to a minimum.

FEATURES & BENEFITS

- Self-repairing
- Motor with inverter controls allowing operating speeds up to 2.5 m/s
- Oil-free guides allow doors to withstand wind loads of up to 120 km/h (depending on door size)
- Minimal maintenance
- Quiet operation
- Soft-touch bottom edge/bottom rail
- Resistive wireless safety edge
- Low level column mounted photocells

RAPID ROLLER DOORS

DYNAMICROLL FOOD

Dynamicroll Food high-speed doors are self-repairing, as featured in the standard Dynamicroll doors, with the added advantages for being engineered for fresh produce and food processing facilities.

Dynamicroll Food columns are made from stainless steel, additionally the doors have stainless steel canopy and motor covers, with the door designed for internal applications where hygiene is essential.

FEATURES & BENEFITS

- Up to 2.5 m/s opening speed
- 1 ph inverter drive control panels
- Wireless resistive safety edge
- Barrel diameter sensor in the heading for wet environments
- Self-repairing curtain following impact
- Canopy and motor cover included
- 1300 g/m² curtain with 12 standard colours
- 2 rows of vision as standard
- Frame and all covers are stainless steel AISI 304
- Simple modular design
- Manual release handle as standard
- Quick lead times
- Proven reliable design
- Helps to reduce heat loss and vermin



RAPID ROLLER DOORS



DYNAMICROLL CLEAN

Dynamicroll Clean high-speed doors are self-repairing, as featured in the standard Dynamicroll doors with the added advantages for being engineered for food processing facilities requiring regular wash down like meat processing.

Dynamicroll Clean columns are made from stainless steel, with the motor enclosed in the heading. Added to which the motor comes as standard with a counter weight for emergency opening.

FEATURES & BENEFITS

- Up to 2.5 m/s opening speed
- 1 ph inverter drive control panels
- Self-repairing curtain following impact
- Canopy and motor cover included
- 1300 g/m² PVC curtain
- 2 rows of vision as standard
- Frame and all covers are stainless steel as standard
- Simple modular design
- Counter weight as standard
- Quick lead times
- Proven reliable design
- Air permeability $12\text{m}^3/\text{m}^2\text{h} - 50\text{Pa}$


RAPID ROLLER DOORS

DYNAMICROLL PE

Dynamicroll PE high-speed doors are self-repairing, as featured in the standard Dynamicroll doors with the added advantages for being engineered for facilities requiring regular wash down. Dynamicroll PE columns and end plates are made from polyethylene with stainless steel accessories. Modular construction allows easy interchange of door parts. Due to the design the whole door can be completely pressure washed.

FEATURES & BENEFITS

- Up to 2 m/s opening speed
- 1 ph inverter drive control panels
- Barrel diameter sensor in the heading
- Self-repairing curtain following impact
- Stainless steel motor cover included
- 1300 g/m2 curtain with 12 standard colours
- Frame is made from polyethylene
- Stainless steel accessories
- Simple modular design
- Manual release handle as standard
- Quick lead times
- Proven reliable design
- Helps to reduce heat loss and vermin
- Designed to be pressure washed
- Proven reliable design
- Helps to reduce energy loss
- Heaters in side guides and warm air blower between curtains



RAPID ROLLER DOORS



DYNAMICROLL FRIGO I

Dynamicroll Frigo I high-speed doors are self-repairing, as featured in the standard Dynamicroll doors.

The Dynamicroll Frigo I curtain is a durable, highly insulated curtain 30mm Thick panels providing outstanding U-Value, eliminating contestation and heat loss. Self-Repairing Dynamicroll Soft, durable curtain held in place with our patented c-channel self-repairs after accidental impact to protect against injuries. The door ability to eliminate ice build-up allows the door to run quietly, smoothly and efficiently.

The use of self-lubricating High Density Polyethylene for the door guides ensures a smooth, quiet and rapid opening and closing. This same HD Polyethylene stops ice forming on the contact points of curtain and guides as it is not a surface that appeals to ice build-up. The Frigo I seamless construction with no brackets, hinges, high tension springs, wire rope, pulleys or rollers allows for continuous usage and smooth, quite operation for daily use.

Artic waterproof seals creates an almost air-tight bond is by the curtain being constantly pushed against nylon seals.

FEATURES & BENEFITS

- Up to 1.5 m/s opening speed
- 1 ph inverter drive control panels
- Barrel diameter sensor in the heading
- Self-repairing curtain following impact (optional)
- Canopy and motor cover included
- 900 g/m² curtain with 12 standard colours
- Frame and all covers are galvanised as standard
- Stainless steel or painted frames and covers (optional)
- Simple modular design
- Manual release handle as standard
- Proven reliable design
- Helps to reduce energy loss
- Heaters in side guides and warm air blower between curtain

RAPID ROLLER DOORS

DYNAMICROLL FRIGO II

Engineered and manufactures for cold storage facilities, logistic centres, food processing, pharmaceutical, medical research centres the Frigo II combines a unique dual curtain design with single or dual heater blowers to achieve significant energy savings in the most demanding chiller and freezer applications.

The advanced technology minimizes the potential for frost build-up and the need to address unwanted frost with external heat lamps or air-curtains.

Belonging to the Dynamicroll family comes with one main feature, self-repair ability.

Equipped with a high performance drive that are produced with a double insulated brake as standard and can be mounted in the frontal or lateral position.

Depending on the size of the door a heater blower fan/s are mounted between the dual self-repairing curtains creating a physical barrier preventing the opposing air temperatures on either side meeting. Column, motor and header heating Low voltage or extra-low voltage heat trace helps in the prevention of seals icing up and causing doors to freeze shut, and prevent condensation near the door seals, on the motor and door columns.

FEATURES & BENEFITS

- Up to 2 m/s opening speed
- Self-repairing curtain following impact (optional)
- 900 g/m2 curtain with 12 standard colours
- Extra low voltage heating to frame
- Heaters in side guides and warm air blower between curtain



COMBINATION DOORS



KOMBY

The Thermicroll® Komby doors provide the best of a Thermicroll roller shutter doors with the added advantage of having a secondary dynamic door.

This door has been designed to be safe, simple, durable and resistant along with the self-repairing attributes of the Dynamicroll creating a high performance doors for numerous application across industrial and storage facilities.

A robust tube with direct transmission wraps the insulated mantle, the tube requires no balance spring system, thus decreasing the door's routine maintenance and related costs.

The Komby industrial door can be customised along with the availability to insert full mesh or PVC windows.

FEATURES & BENEFITS

Dynamic Roll

- Self-repairing
- Motor with inverter controls allowing operating speeds up to 2.5 m/s
- Oil-free guides allow doors to withstand wind loads of up to 120 km/h (depending on door size)
- Minimal maintenance
- Quiet operation
- Soft-touch bottom edge/bottom rail
- Resistive wireless safety edge
- Low level column mounted photocells



ASKIN GROUP

150 Albert Road
South Melbourne, VIC, 3205
Phone: +61 3 8769 4816
Email: contact@askin.net.au

WA

1 Denninup Way
Malaga, WA, 6090
Phone: +61 8 9249 4022
Email: wa@askin.net.au

QLD

129 Cobalt Street
Carole Park, QLD 4300
Phone: +61 7 3718 9500
Email: qld@askin.net.au

VIC & TAS

270 - 280 Hammond Road
Dandenong South, VIC, 3175
Phone: +61 3 8769 4888
Email: vic@askin.net.au

SA & NT

162a Phillip Hwy
Elizabeth South, SA, 5112
Phone: +61 8 8252 7188
Email: sa@askin.net.au

NSW & ACT

100 Peter Brock Drive
Eastern Creek, NSW, 2766
Phone: +61 2 8825 2598
Email: nsw@askin.net.au

www.askin.net.au

Telephone: 13 000 ASKIN