

Briton

2700 Series

Door controls



The Briton 2700 Series incorporates cam action technology to reduce the resistance encountered when opening fire or smoke barrier doors.

The reduced force required to open fire doors makes entering and exiting buildings much easier for all users – including the elderly, those with physical disabilities and small children.

In contrast to a conventional rack and pinion door closer, the linear cam action principle is extremely efficient. The initial opening force decreases as the door opens, and the closer retains power and control to close the door afterwards.

The Briton 2700 Series offers easy opening and reliable closing, while meeting accessibility standards.



Features

- Extruded aluminium body with cam action technology
- High quality hydraulic fluid with built-in temperature compensation (will operate effectively between -15 to +40 degrees Celsius)
- Adjustable backcheck and delayed action as standard
- Adjustable closer strength 1 - 5
- Separate closing speed and latch action adjustment
- Optional mechanical hold-open available: 80° - 120° angle
- Electroplated stainless steel finish
- Optional finish in silver or matt black powdercoat finishes with slide cover

Warranties


Mechanical	10 years
------------	----------

Specification guide

Series	Function	Finish
Briton Cam Action Closer Strength 1-5 Pull Side Delayed Action... 2720B Briton Cam Action Closer Strength 1-5 Push Side Delayed Action.. 2721B	Track.....T	Electroplated stainless steel cover.....SS
		Slide Cover Options Silver.....SE Matt black.....B

- Series**
Select the desired series e.g. Briton cam action closer strength 2-4 pull sideBNT-2320B
- Function**
Select the desired function e.g. Track BNT-2320BT
- Finish**
Select the desired finish e.g. Electroplated stainless steelBNT-2320BT-SS

Finishes



Specifications

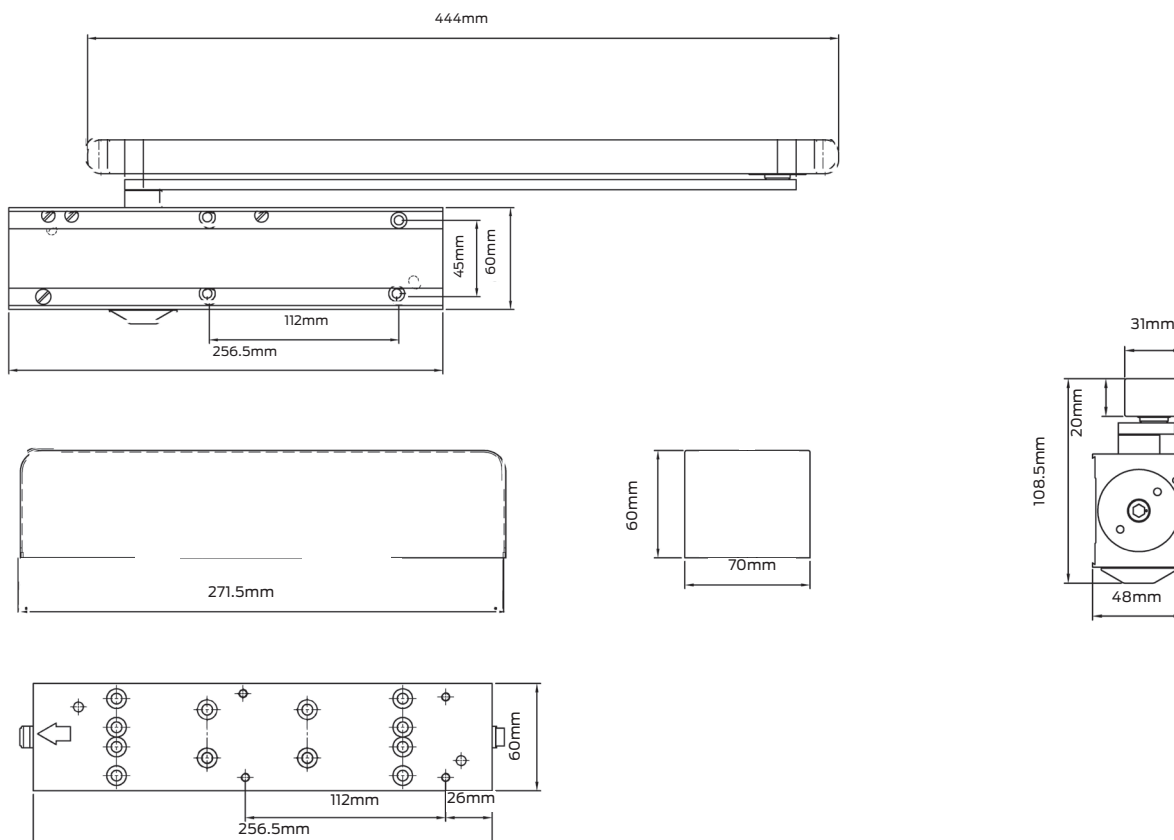
Door type	Timber or metal
Door size	Max width: 850mm – 1250mm Max weight: 40kg – 100kg
Applications	Regular – pull side mount Stop face – push side mount
Adjustment controls	Closing speed Latching speed Backcheck Delayed action
Strength	1-5 adjustable

Testing and Compliance



Fire Rating:
Successfully tested on fire door assemblies in accordance with AS1905 Part1: Fire resistance doorsets. Check with fire door manufacturer prior to installation.

Front/Arm



Regulating controls

The Briton 2700 has independent regulators to control:

Closing speed	Adjustment to increase or decrease the speed at which the door closes. This allows the appropriate momentum to close the door in a safe and secure manner. Closing speed adjustment operates from 70° to 10°
Latching speed	The latching speed allows the door to close quietly and firmly. It can be adjusted to increase or decrease the speed at which the door finally closes. This assists the final stage of the closing cycle to help overcome stubborn latch bolts or air pressure conditions. Alternatively the latching speed can be decreased to cushion the door into the frame. The latching speed adjustment operates from 10° to closing. A further option to increase the latching power is to reverse the arm bracket shoe
Backcheck	Adjustable hydraulic backcheck provides a cushioning effect to prevent damage to the closer, door and frame when the door is forcibly thrown open. The backcheck adjustment allows the level of resistance in the latter stage of opening to be set at the level required. Backcheck is effective from 75°. Backcheck is a requirement for all fire rated closers
Delayed Action	Adjustable delayed action The closer can be set to close more slowly, giving people extra time to pass through the doorway. Adjustable between 70° and 120°

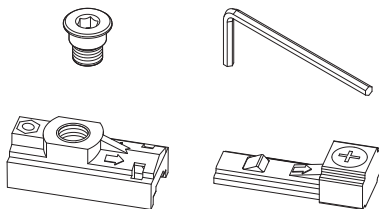
Functions

Regular	For applications where the door must fully close after each opening
Hold open	Suitable for doors where the door may need to be left in a hold open position. The hold open function can be set to hold open at a single point. Hold open closers can not be used on fire doors

2700 Series accessories

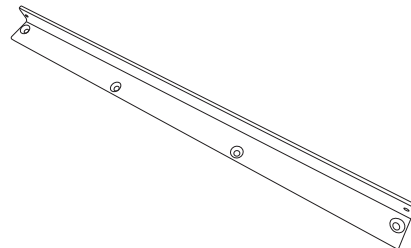
Hold open conversion kit

Allows doors to be held open at desired position. Not to be used on fire doors.



Angle mounting bracket

When mounting closers to the push side



Cushion limit stay

Optional cushion limit stay for standard applications to assist slowing door in opening cycle

