



# DECORSLAT & DECORSLAT MAX

Slatted acoustic panelling systems

[www.decorsystems.com.au](http://www.decorsystems.com.au)

**DECOR**<sup>®</sup>  
Systems






# DECORSLAT & DECORSLAT MAX

The ideal interior lining systems that combine great acoustics with dazzling aesthetics.

- Extensive range of finishes
- Can be tailored for specific applications
- Superior acoustic performance
- Easy to install
- Concealed fixing systems with no visible fixings



## DECORSLAT

The distinctive 3D linear effect of DecorSlat creates an architectural edge to your interiors.

DECORSLAT IS SUPPLIED IN PANELS.



## DECORSLAT MAX

Lightweight larger slats offer even greater freedom in 3D design without compromising on acoustic performance.

DECORSLAT MAX IS SUPPLIED AS BEAMS.

# DECORSLAT

ENVIRONMENTALLY FRIENDLY  
INTERIOR LINING SYSTEMS

## 1. Choose your FINISH

**Timber** (indicative timber swatches only, actual product finish might vary due to the nature of timber)



Western Red Cedar



Hemlock



Hoop Pine




Blackbutt




Spotted Gum



American Oak



Tasmanian Ash



Victorian Ash

**Paint**



**Any solid polyurethane  
colour of your choice  
available**

Other customised finishes  
available upon request.  
Please call 1800 835 035 to  
discuss options.

## 2. Choose your BACKING BOARD



### ACOUSTIC PANEL

– Panel is provided with solid  
acoustic backing.



### DECORATIVE PANEL

– Panel is provided on  
a black solid board.



### CROSS BATTEN

– Panel is provided with  
open backing.





### 3. Choose your PROFILE

Indicative profile images only. DecorSlat samples and Profile Revit files are available upon request.



Profile	DST-A
Width	17mm
Depth	28mm
Spacing	20mm



Profile	DST-B
Width	17mm
Depth	38mm
Spacing	20mm




Profile	DST-C
Width	17mm
Depth	63mm
Spacing	33mm




Profile	DST-D
Width	17mm
Depth	90mm
Spacing	55mm



Profile	DST-E
Width	38mm
Depth	90mm
Spacing	55mm



Profile	DST-F
Width	38mm
Depth	17mm
Spacing	24mm



Profile	DST-G
Width	90mm
Depth	17mm
Spacing	37.5mm

### 4. FIXING SYSTEM



#### T-BAR GRID SYSTEM

– this gives you 100% access to the ceiling above. Great if you need access to the ceiling, to access services behind.



#### CEILING CONCEALED FIXING

– either screw between the slats or fix from the rear.



#### WALL CONCEALED FIXING

– either screw between the slats or fix using our BJ2 split batten concealed fixing.

### HOW TO SPECIFY DECORSLAT:

Interior Slat panelling shall be **DecorSlat** by Decor Systems.

Contact Decor Systems on Ph: 1800 835 035

Profile: \_\_\_\_\_

Finish: \_\_\_\_\_

Acoustics needed:  Yes, or  No

DecorSlat cannot to be substituted unless agreed by Architect and Acoustic Engineer. Panels should be allowed to acclimatise on site for at least five days before installation. Decor Systems certificate # to be supplied upon completion.


(Please contact Decor Systems for your project specific completion number)

# DECORSLAT MAX

## 1. Choose a FINISH

---

Select one of the below finishes




Vivid Premium  
White




Estate White Grain




Soft Vision Oak




Limed Oak




Verona Oak




Brook Willow




Equinox



Bamako Wenge



Estate Black Grain



Luster Plateau


Or select a veneer  
finish of your choice

## 2. Choose a DEPTH

---

Width: 50mm

Depth: 145mm; 195mm and 295mm (custom depths available upon request)



The laminate option length is 2790mm and the Veneer 2400mm – 3000mm pending what lengths are available at the time of order.

## 3. FIXING SYSTEMS

---

DecorSlat Max from Decor Systems offers a range of fixing options to suit any project.

Our quick easy fixing cleats create ease for installation.

Please contact Decor Systems for further assistance in making your installation easy.



## HOW TO SPECIFY DECORSLAT MAX:

- Interior Beams shall be **DecorSlat Max** by Decor Systems.
- Contact Decor Systems on Ph: 1800 835 035
- Depth: \_\_\_\_\_
- Veneer/Laminate: \_\_\_\_\_

DecorSlat Max cannot to be substituted unless agreed by Architect and Acoustic Engineer and panels must be supplied with Decor Systems Completion Certificate Number \_\_\_\_\_  
Panels should be allowed to acclimatise on site for at least five days before installation.

(Please contact Decor Systems for your project specific completion number)



### DECOR SYSTEMS AUSTRALIA

#### HEAD OFFICE

The Silverwater Estate  
6 Millennium Court  
Silverwater NSW 2128  
Australia

#### FREECALL

1800 835 035

#### FAX

+61 2 9648 1800

#### EMAIL

letstalk@decorsystems.com.au

#### OFFICES

Brisbane  
Perth  
New Zealand  
United Kingdom  
United States



[www.decorsystems.com.au](http://www.decorsystems.com.au)