



VENTUS

Louvre Galleries





OVERVIEW

Louvres are the ideal window solution to creating an open functional living environment.

Ventus Louvres are manufactured using the highest quality materials and are rigorously tested to Australian standards. Ventus Louvres are designed to perform and withstand the harshest conditions.

Designed in Australia and is an intelligent yet simple design incorporating robust components, tighter tolerances and the highest quality raw materials available.

IT'S ALL IN THE NAME!

Vent, the 100% opening advantage

Ergonomic handle design

Non-Scratch UV stabilised powder coat

Tested to meet AS4420 test methods & passed AS/NZS2047-2014

UV stabilised state-of-the-art polymer components

Sleek and elegant design when opened and closed

STANDARD COLOUR OPTIONS



Satin Black



Pearl White



City Pearl

*For other colours please see your sales representative

KEY FACTS

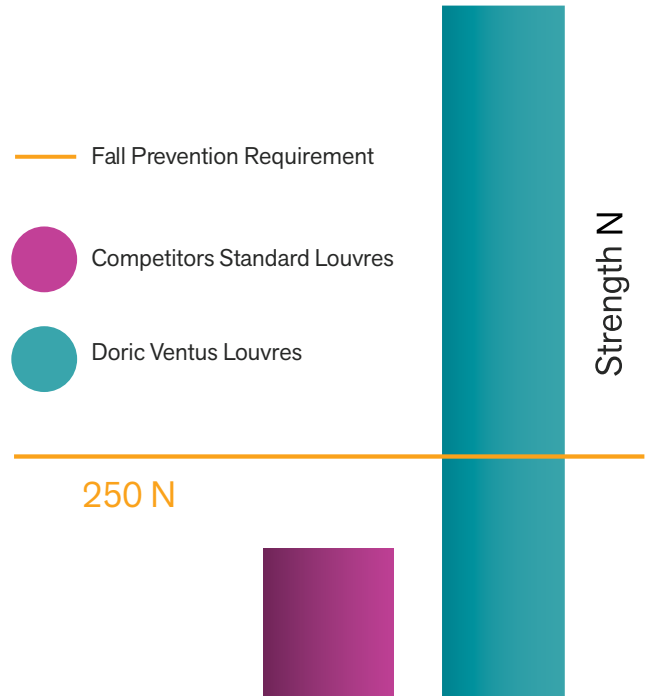
- Highest performing standard louvre product in Australia
- Window restriction compliant
- 10 year warranty
- Automated louvre version available
- Offset clips to compliment commercial main frame



FALL PREVENTION

Ventus Louvres exceed the fall prevention requirements as stated by the BCA with restrictor cams applied. They have been tested and exceed the required 250N.

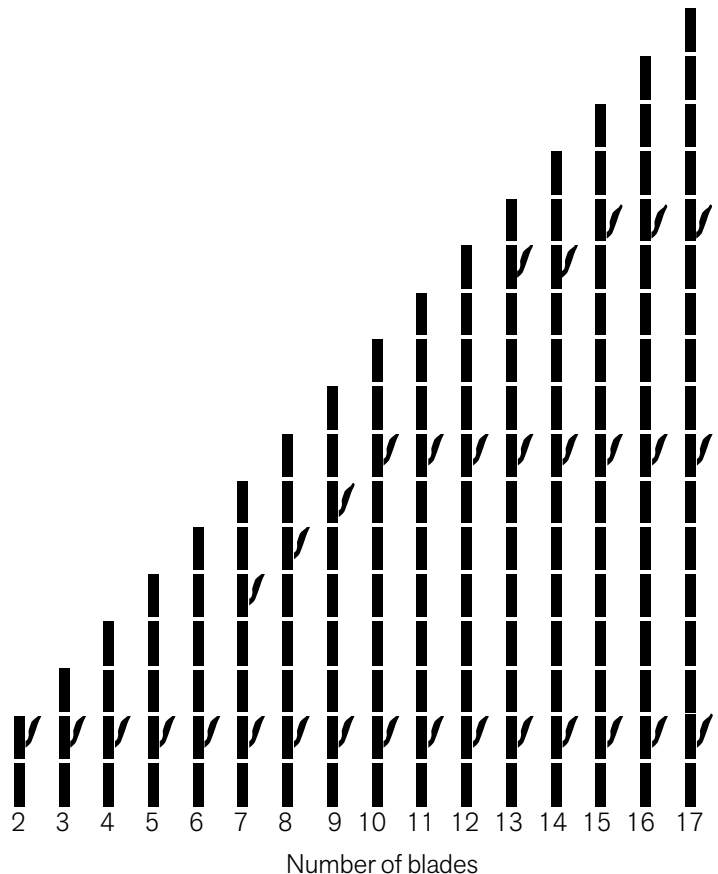
Testing proves that a 125mm sphere will not pass through the louvre when a horizontal outward force of 250N is applied.



GALLERY HEIGHTS

Standard Louvre Height 152mm	
Blades	Gallery Height Only
2	320mm
3	460mm
4	600mm
5	740mm
6	880mm
7	1020mm
8	1160mm
9	1300mm
10	1440mm
11	1580mm
12	1720mm
13	1860mm
14	2000mm
15	2140mm
16	2280mm
17	2420mm

HANDLE LOCATIONS



FALL PREVENTION THROUGH OPENABLE LOUVRES

The Doric Ventus Louvres have passed testing to the Australian Window Associations industry code of practise ICP005 protection of open-able window testing specification (when restrictor cams are installed and glass is no longer than 685mm).

Restricted louvres are achieved when a dedicated permanent restrictor cams are installed. This means the Louvre restrictor cams can not be removed unlocked or over ridden.



DO WE STAND UP TO THE ELEMENTS?

PASSED

Absolutely!

By combining cutting edge design, quality materials and precision manufacturing we built a gallery that is all about performance. We put the Ventus Louvre gallery through one of the most stringent testing regimes on the planet - the AS4420 (Testing methods for windows), and certified it in accordance to AS2047-1999 (Windows in buildings).





VENTUS
Louvre Galleries

Let the Breeze in TM

Vent, the 100% opening advantage

Ergonomic handle design

Non-Scratch UV stabilised powder coat

Tested to meet AS4420 test methods & passed AS/NZS2047-2014

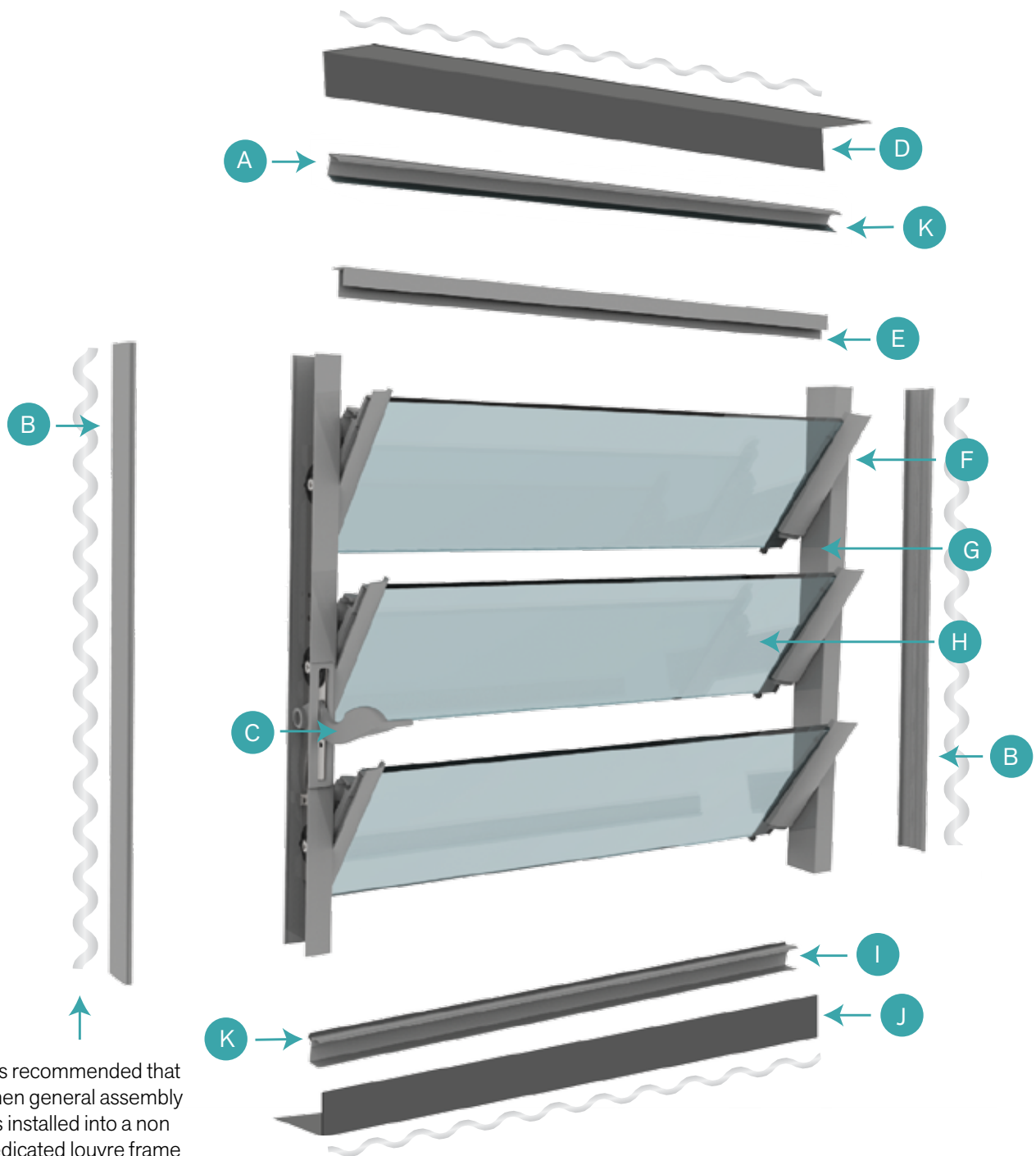
UV stabilised state-of-the-art plastic components

Sleek and elegant design when opened and closed



VENTUS
LOUURE
GALLERIES









GENERAL ASSEMBLY



It is recommended that when general assembly is installed into a non dedicated louvre frame silicone is applied to the perimeter of components.

- A. Weather Strip (Top) - AL1309
- B. Gallery Adaptor - AL1312
- C. Louvre Gallery Handle
- D. Plant On Sill and Head - AL1314
- E. Fixed Blade Carrier (Optional) - AL1310
- F. Blade Clip
- G. Gallery Channel
- H. Glass Blade
- I. Weather Strip (Bottom) - AL1309
- J. Plant On Sill and Head - AL1314
- K. Rubber Weather Seal - 9048893

COMPONENTS & PART NUMBERS

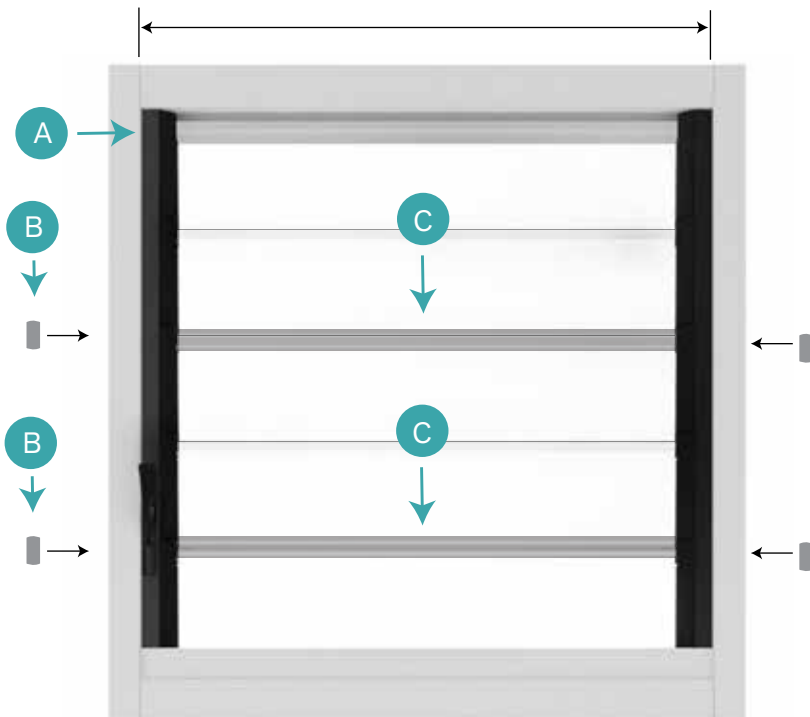
Components	Part #	Description
	L-152-03-SLN-SB	L= Louvre Gallery 152= mm Clip 03= Blades (as shown) SLN= Single Left Hand No Holes SB= Satin Black
	L-152-03-SRN-SB	L= Louvre Gallery 152= mm Clip 03= Blades (as shown) SRN= Single Right Hand No Holes SB= Satin Black
	AL1314	Plant On Sill & Head * extrusion sold in 3m lengths
	AL1309	Weather Strip Seal (Top & Bottom) * extrusion sold in 3m lengths
	9048993	Rubber Weather Seal * extrusion sold in 3m lengths
	AL1310	Fixed Blade Carrier (Optional) (used to support glass in fixed blade application) * extrusion sold in 3m lengths
	AL1312	Gallery Adaptor (Used when gallery installation is not installed in dedicated louvre frame) * extrusion sold in 3m lengths
	L-SEC-460-3-SB	L= Louvre Gallery S= Security Bar 460= Height of Channel 3= # of Bars (Blades) SB= Satin Black

VENTUS GLASS DEDUCTION



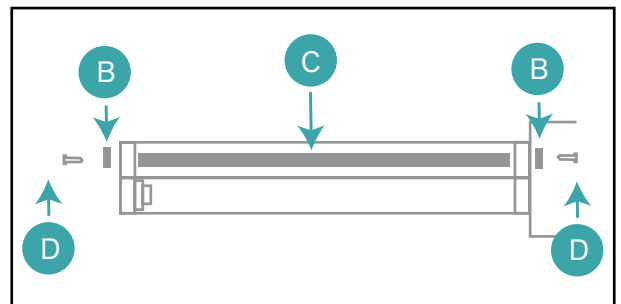
SECURITY BAR CUTTING GUIDE

(Daylight opening minus 10mm = Security Bar length)



- A. Channels
- B. Bar Locks
- C. Security Bar
- D. Screws

TOP VIEW
(Daylight Opening minus 10mm = Security Bar Length)



FIXED BLADE DEDUCTIONS

FOR NON STANDARD HEIGHT

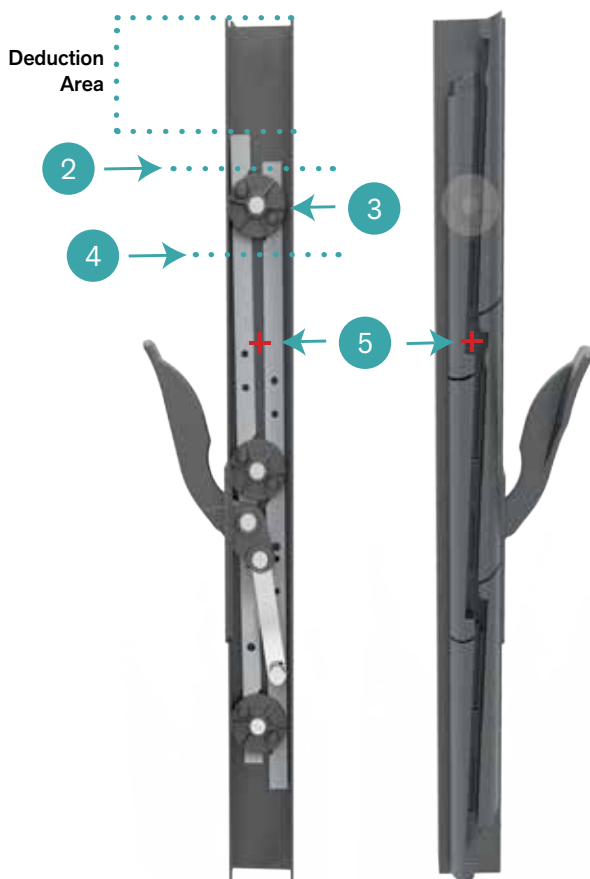
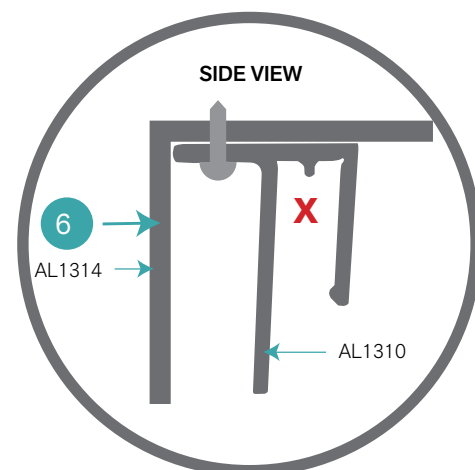
A fixed blade is used when the height of the opening is smaller than that of a standard gallery height.

For example a window size of 2200mm will require a 16 blade (2280mm) gallery. This will be cut down 80mm to 2200mm and the top clip disconnected and screwed off into the fixed position.

Fixed blade installation instructions:

- 1 Select the blade that is one size bigger than opening dimension. (refer to standard height chart. Example: if opening height is 2200mm a 16 blade, i.e. 2280mm is required)
- 2 Trim channel and clip to suit (see deduction area)
- 3 Disconnect link arms from pivot cap
- 4 Cut link arms
- 5 Screw through the blade clip + to the gallery channel from inside the glazing pocket
- 6 When a blade is less than 152mm a fixed blade carrier as shown below is required to be screwed into the frame to support the glass

Note: A fixed blade is required to be sealed and supported. To do this, screw AL1310 and AL1314 into the outer frame and then install the glass where indicated "X"



—(Deduction minus 5mm from internal width)—



DORIC | VENTUS LOUVRES

SYDNEY

38 Redfern St,
Wetherill Park
Sydney, NSW 2164
Australia
Ph: +61 2 9609 2555
Fax: +61 2 9404 2910
www.doric.com.au

AUCKLAND

26/C Triton Drive,
Albany, North Shore,
New Zealand 0632
Auckland
Ph: +64 9 415 5535
Fax: +64 9 415 5545
www.doricnz.co.nz

KUALA LUMPUR

7 Jalan Bulan U5/170
Bandar Pinggiran Subang,
40150 Shah Alam
Selangor, Malaysia
Ph: +60 3 7845 5017
Fax: +60 3 7845 5014
www.doric.com.my

