



Coldbuster timber heating is suitable for installation below floating, laminate or glued timber floors. Some limitations exist with nailed applications of timber floors.

The unique 1.5mm thin element is designed with a moderate wattage output, to meet the heating specification of your timber flooring product. The design includes a double-waterproof, high grade Teflon insulation coating.



Configuration

The Coldbuster 'moderate output' timber heaters are supplied as a pre-configured strip on a 900mm wide roll. Tape holds the element in consistent spacing and a protective, self adhesive fibreglass mesh is rolled out to cover the heating element.

The 900mm rolls come in a range of lengths to cater for rooms of different shapes and sizes. Heaters have 2.4m long start and finish power leads that can be connected to a manual or programable thermostat control. Multiple mats can be combined on one thermostat to cover larger areas.

Installation

Following the recommended layout provided, unroll the heater, sticking it down in position using the tape. To start a new row, tear the tape and swing the heater 180 degrees. **Care must be taken to never cut or cross over elements.**

The start and finish power leads must terminate at the base of the wall under the thermostat. The fibreglass mesh is unrolled and stuck down to secure the heating element in position and offer protection, before the underlay is layed and the timber floor is installed.

The Coldbuster 'moderate output' timber heaters are ideally suited to 'floating' and glued timber applications because the lower wattage per square meter (130W/m) reduces the risk of overheating. In conjunction with this lower output, the heater temperature can also be limited by the thermostat and floor probe, if there is a maximum temperature limitation specified by the timber floor manufacturer. Floor heating is not suitable under floor boards nailed to joists. For nailed timber boards on ply, take special care not to nail through the heating cable.

Specification

Product Code	Dimensions	Wattage	Amps	Suitable to heat
TK 850/13	0.9 x 6.9m	850W	3.9A	6.6 - 8.6m ² Area
TK 1100/13	0.9 x 8.9m	1100W	5.0A	8.7 - 10.5m ² Area
TK 1375/13	0.9 x 11.1m	1375W	6.2A	10.6 - 13.2m ² Area
TK 1750/13	0.9 x 14.0m	1750W	7.9A	13.3 - 20.0m ² Area



Energy Efficient



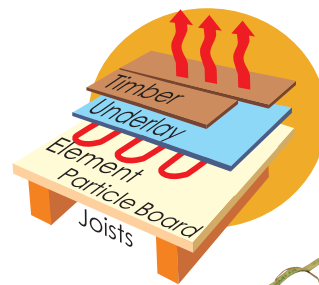
10 Year Guarantee



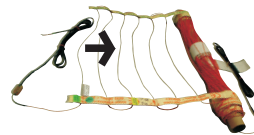
European Conformity




Electromagnetic Immunity



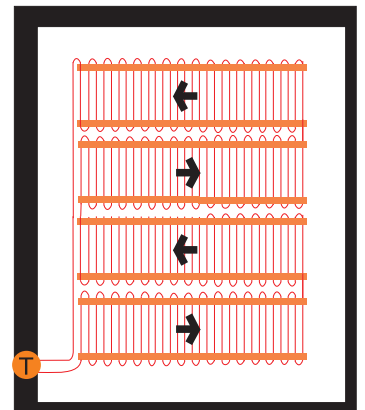
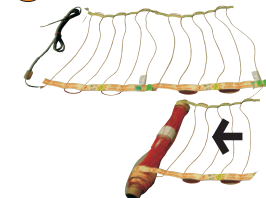
1 Unroll



2 Cut tape & Pivot



3 Return



Teflon Coated Heating Element

Multi-stranded heating element

Inner Teflon coating

Full earth screen

Outer Teflon waterproof coating



← 1.5mm →